

昨日市場：外資繼續強勁買超

2018/07/02 投資日報

市場走勢 2018/07/02			
市場指數	VN-Index	HNX-Index	UPCoM
收盤	947.2	102.8	50.8
% 日	-1.42	-3.21	-2.18
% 周	-4.38	-8.24	-2.27
% 月	-4.60	-11.22	-3.76
% 年	21.98	3.66	-11.69
成交值 (百萬盾)			
當日	2,955.75	413.97	179.96
前一日	3,174.96	568.02	169.91
月均	3,632.91	558.55	153.61
外資 (十億盾)			
買進	925.30	14.2	64.52
賣出	684.89	12.31	21.43
淨值	240.41	1.89	43.09
市場漲跌家數			
上漲家數	60	49	37
下跌家數	230	110	109
持平家數	63	225	588
市場指標			
P/E 本益比	17.7x	10.9x	11.2x
總市值 (兆盾)	3,048	200	837
股息利率	2.31	3.01	4.13

源白: Bloomberg – Yuanta Retail Research

市場走勢

由於國內投資者的沉重壓力，市場繼續走低。VN 指數跌至 932.66 點，但低接買盤資金似乎壓低了下跌勢頭，並有助該指數在市場收盤時收於 947.2 點。HNX 指數大幅下挫 3.21% 至 102.8 點。自 2018 年 4 月初至今，VN 指數下跌 21.3%，HNX 指數下跌 25.5%。

VCB, HDB, VNM, NVL, SAB 反彈已部份幫助 VN 指數縮小下跌勢頭。然而，市場仍傾向於賣方，多支股票顯著跌停，如 PNJ, HSG, HCM, SVC, LDG, CTS, VCI, CVT, YEG 等。

昨日的流動性與前一個交易日相比有所改善，但與 2018 年初至今的平均交易相比，仍然是偏低。

昨日交易盤表明了國內外投資者的反對。與國內的拋售相比，外資昨天又再買超，全市場總值超過 2800 億盾。

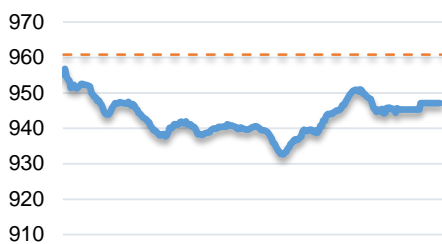
市場評論

我們預計今日 2018/07/03 市場將會反彈。積極點是低接買盤的需求有所增加，市場可能會出現技術性反彈，但成交量依然很低，表明現金流尚未重返市場。此外，短期風險仍然很高，市場正進入下跌趨勢的強烈波動期。

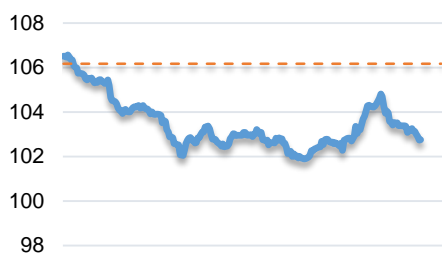
我們的趨勢指標仍維持兩大股指短期趨勢下跌，並降低系統的阻力區 VN-Index 的 998.72 點和 HNX-Index 的 112.60 點。因此，我們建議短線投資者可繼續利用回調期間將股票比例降低到建議的比例，但限制跌價期間拋售。

投資組合建議比例：22% 的股票 / 78% 的現金

VNINDEX



HNX INDEX





We Create Fortune

技術分析圖



VN-Index 指數的市場走勢



HNX-Index 指數的市場走勢

	短期趨勢	中期趨勢	阻力區 1	阻力區 2	支撐區 1	支撐區 2
VN-Index 指數	下跌	下跌	1,000.0	1,026.6	910.0	894.0
HNX-Index 指數	下跌	下跌	121.0	126.5	102.5	96.6

We Create Fortune

股票趨勢追蹤表

股票	價格	短期趨勢	中期趨勢	短期買價	短期停損	暫計短期利潤%	短期信號	中期買價	中期停損	暫計中期利潤%	中期信號
AAA	18.25	下跌	下跌		20.38				22.42		
ACB	33.30	下跌	下跌		39.68				46.17		
BFC	25.80	下跌	下跌		28.70				31.94		
BHN	91.50	下跌	下跌		108.94				132.78		
BID	24.75	下跌	下跌		29.01				36.70		
BMP	57.50	下跌	下跌		62.90				63.44		
BSR	17.80	下跌	上漲		19.44						
BVH	77.00	下跌	下跌		88.77				105.65		
BWE	16.35	下跌	下跌		17.30				21.09		
CEO	12.30	下跌	下跌		15.09				17.99		
CHP	23.00	上漲	下跌	24.65	22.63	-6.69%			23.35		
CSM	13.95	下跌	上漲		14.84			14.80	12.77	-5.74%	
CTD	148.00	下跌	上漲	138.00	149.26	8.16%	賣出	155.00	128.22	-4.52%	
CTG	23.10	下跌	下跌		26.64				32.81		
CTI	28.35	下跌	下跌		29.34				34.33		
CVT	25.95	下跌	下跌		30.52				33.98		
DGW	25.30	下跌	上漲		27.45			16.40	24.79	54.27%	
DHA	29.55	上漲	下跌	28.70	28.37	2.96%			30.63		
DHC	41.00	下跌	下跌		43.89				46.93		
DHG	100.00	下跌	上漲		107.80			115.00	96.90	-13.04%	
DPG	50.80	下跌	下跌		53.98				62.82		
DPM	16.80	下跌	下跌		17.76				18.72		
DPR	38.90	下跌	下跌		40.35				42.17		
DQC	31.80	下跌	下跌		33.78				37.41		
DRC	23.30	上漲	下跌	22.40	22.32	4.02%			23.95		
DXG	26.30	下跌	下跌		30.12			33.75	26.32	-22.02%	
ELC	9.90	下跌	下跌		11.01				12.46		
FCN	16.50	上漲	上漲	15.40	15.94	7.14%		17.70	13.53	-6.78%	
FIT	4.41	下跌	下跌		4.83				6.28		
FMC	20.10	下跌	下跌		21.80				24.44		
FPT	40.20	下跌	下跌		44.41				52.83		
GAS	88.40	下跌	下跌		95.19				116.61		
GIL	40.30	上漲	上漲	44.00	40.12	-8.41%		34.90	40.00	15.47%	
GMD	24.40	下跌	下跌		27.12				29.31		
GTN	8.83	下跌	下跌		9.75				11.53		
HAG	5.20	上漲	下跌	5.01	4.76	3.79%			5.68		
HAX	15.80	下跌	下跌		17.04				18.67		
HBC	23.20	下跌	上漲		26.27			25.90	21.52	-10.42%	



We Create Fortune

HDB	36.20	下跌	下跌		38.68				44.56	
HNG	10.45	上漲	上漲	8.36	9.33	25.00%		8.20	7.24	27.44%
HPG	38.40	下跌	上漲		41.73			43.80	36.64	-12.33%
HSG	11.30	下跌	下跌	11.30	11.80	4.41%	賣出		13.72	
HT1	11.40	下跌	下跌		12.56				14.31	
HUT	5.80	下跌	下跌		6.59				7.82	
HVN	33.40	上漲	下跌	33.10	32.59	0.91%			47.23	
ITD	11.80	下跌	上漲		13.16			12.40	11.14	-4.84%
KBC	11.60	下跌	下跌		12.80				14.33	
KDH	30.80	下跌	下跌		32.27				37.45	
KSB	33.50	下跌	下跌		37.61				40.92	
LCG	9.23	下跌	下跌		9.68				9.54	
LIX	41.00	下跌	下跌		43.27				46.98	
LPB	11.20	下跌	下跌		12.26				17.46	
LSS	7.64	下跌	下跌		8.35				9.60	
MSN	76.00	下跌	下跌		84.39				98.60	
MWG	107.00	下跌	上漲		123.44			121.00	104.78	-11.57%
NKG	15.05	下跌	下跌		17.44				18.17	
NLG	28.10	下跌	下跌		29.96				31.83	
NT2	29.10	上漲	下跌	29.80	28.46	-2.35%			31.66	
NTL	9.51	下跌	上漲		10.08			10.45	8.94	-9.00%
NTP	44.70	下跌	下跌		50.12				58.36	
PAC	41.10	上漲	下跌	42.50	38.23	-3.29%			42.18	
PC1	32.50	上漲	下跌	32.30	30.68	0.62%			34.50	
PDR	30.50	上漲	下跌	32.30	30.24	-5.57%			33.68	
PGC	14.20	上漲	下跌	14.35	13.90	-1.05%			15.72	
PHR	19.60	下跌	下跌		22.69				26.99	
PLC	15.70	下跌	下跌		16.94				19.51	
PLX	58.50	下跌	下跌		63.67				71.25	
PNJ	81.00	下跌	下跌		98.90				126.50	
POW	13.10	下跌	上漲		13.98					
PPC	17.00	下跌	下跌	17.75	17.07	-3.84%	賣出		19.39	
PTB	55.90	下跌	下跌		60.10				68.67	
PVD	13.25	下跌	下跌		14.25				17.99	
PVI	29.00	下跌	下跌		30.86				34.16	
PVS	16.70	上漲	下跌	17.70	15.99	-5.65%			22.02	
PXS	5.01	下跌	下跌		5.44				7.11	
RAL	101.80	下跌	下跌		109.08				122.54	
REE	30.65	下跌	下跌		33.00				37.12	
SAB	230.00	下跌	上漲		233.59			252.40	207.41	-8.87%
SAM	6.95	下跌	下跌		7.17				8.11	
SBV	28.70	下跌	下跌		29.52				31.14	
SCR	8.40	下跌	下跌		9.57				11.17	



We Create Fortune

SHI	6.91	上漲	上漲	7.00	6.38	-1.29%		6.99	5.88	-1.14%	
SJS	20.00	下跌	下跌		22.60				25.43		
SKG	19.30	下跌	下跌		21.31			20.60	19.70	-4.35%	
SSI	27.50	下跌	下跌		31.92				37.51		
STB	11.10	下跌	下跌		12.43				13.83		
SVC	44.80	下跌	下跌		48.36				51.89		
TCM	18.85	下跌	下跌		21.20				22.70		
TDH	13.80	下跌	下跌		14.52				15.83		
TLH	8.50	下跌	下跌		9.00				9.85		
TMT	6.86	下跌	下跌		7.49				10.56		
TNG	10.10	下跌	下跌		10.88				12.06		
TYA	11.40	下跌	下跌		12.00				14.12		
VCB	58.10	上漲	下跌	54.10	54.88	7.39%			64.41		
VFG	37.00	下跌	上漲		41.53			44.69	32.19	-17.21%	
VGC	20.70	下跌	下跌		23.80				26.55		
VIB	26.80	下跌	下跌		29.56				34.84		
VIC	107.20	上漲	下跌	116.00	100.62	-7.59%			109.53		
VIP	6.92	下跌	上漲		7.16			6.71	6.82	3.07%	
VJC	139.00	下跌	下跌		147.37				154.12		
VKC	6.40	下跌	上漲		6.80			6.80	5.68	-5.88%	
VNM	171.00	下跌	下跌		180.03				184.77		
VPB	27.70	下跌	下跌		32.50				33.19		
VRC	16.95	上漲	下跌	17.10	16.88	-0.88%			19.26		
VRE	38.70	下跌	下跌		41.60				51.30		
VSC	33.60	下跌	上漲		36.78			35.30	29.50	-4.82%	
VSH	17.30	下跌	上漲		17.58			17.40	16.36	-0.57%	



We Create Fortune

胡志明市證券交易所 (HSX)

	收盤	漲跌%
VNI	947.15	(1.42)
VN30	930.12	(1.84)
VN Mid	927.92	(2.38)
VN Small	807.65	(1.89)

外資交易	交易價值 (十億盾)	
買進	925.30	
賣出	684.89	
淨值	240.41	

上漲前五名 股票代碼*	上漲 (VND)	漲跌 %
DRH	1,100	6.2%
VNG	400	2.8%
HNG	250	2.5%
SAB	4,500	2.0%
SJD	400	1.5%

下跌前五名 股票代碼*	下跌 (VND)	漲跌%
CVT	(1,950)	-7.0%
VCI	(5,700)	-6.9%
PNJ	(6,000)	-6.9%
ANV	(1,500)	-6.9%
VRC	(1,250)	-6.9%

*資本化價值>5,000 億盾，交易價值>15 億盾

市值前五名 股票代碼*	市值 (十億盾)	
VIC	342,142	
VHM	298,241	
VNM	248,163	
VCB	209,030	
GAS	169,193	

最多交易量 前五名股票 代買	成交值 (百萬盾)	平均 30 日
FLC	12.57	6.03
SSI	7.55	5.16
DXG	7.10	3.82
HPG	6.22	6.86
MBB	5.98	5.09

源自: Bloomberg & Yuanta Research

河內證券交易所 (HSX)

	收盤	漲跌%
HNI	102.76	(3.21)
HN30	185.33	(2.27)
VNX AllSh	1,315.46	(2.06)

外資交易	交易價值 (十億盾)	
買進	14.20	
賣出	12.31	
淨值	1.89	

上漲前五名 股票代碼*	上漲 (VND)	漲跌 %
VCS	6,200	7.9%
TTB	400	1.7%
TV2	1,000	1.0%
VGC	100	0.5%

下跌前五名 股票代碼*	下跌 (VND)	漲跌%
CEO	(900)	-6.8%
ACB	(2,300)	-6.5%
SHB	(400)	-4.9%
SHS	(600)	-4.4%
PVS	(600)	-3.5%

市值前五名 股票代碼*	市值 (十億盾)	
ACB	36,114	
VCS	13,520	
SHB	9,384	
VGC	9,281	
PVS	7,460	

最多交易量 前五名股票 代買	成交值 (百萬盾)	平均 30 日
ACB	6.86	4.34
SHB	6.52	7.65
PVS	4.93	4.06
VGC	4.67	2.34
HUT	2.03	1.43

源自: Bloomberg & Yuanta Research

UPCoM 證券交易所 (UPCoM)

	收盤	漲跌%
UPCoM	50.84	(2.18)

外資交易	交易價值 (十億盾)	
買進	64.52	
賣出	21.43	
淨值	43.09	

上漲前五名 股票代碼*	上漲 (VND)	漲跌 %
SSN	100	0.6%

下跌前五名 股票代碼*	下跌 (VND)	漲跌%
VGG	(7,700)	-13.5%
HVN	(1,800)	-5.4%
DVN	(700)	-4.7%
VIB	(1,200)	-4.4%
ACV	(3,400)	-3.7%

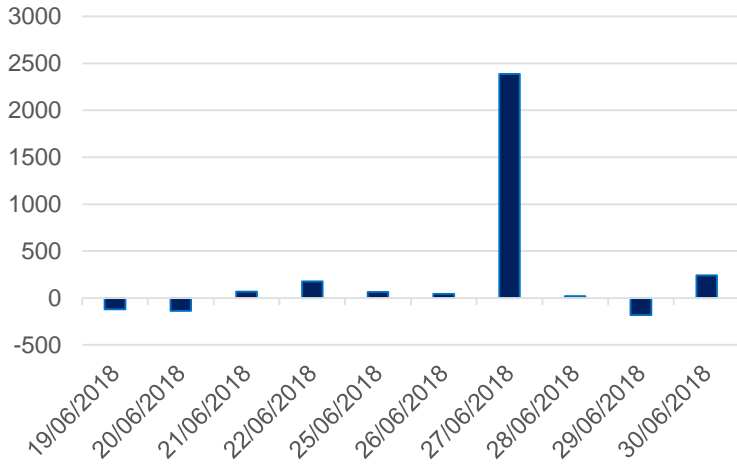
市值前五名 股票代碼*	市值 (十億盾)	
ACV	191,805	
BSR	54,569	
MCH	47,262	
HVN	39,308	
GVR	35,200	

最多交易量 前五名股票 代買	成交值 (百萬盾)	平均 30 日
NQB	5.16	0.17
LPB	1.12	1.67
BSR	1.12	1.02
POW	0.73	1.25
OIL	0.55	0.74

源自: Bloomberg & Yuanta Research

We Create Fortune

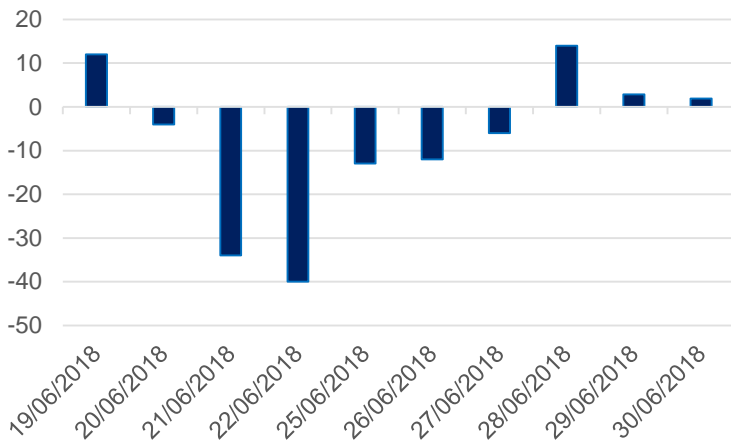
HSX外資每日買/賣超 (bil. VND)



證券代碼	買超金額 (百萬盾)	證券代碼	賣超金額 (百萬盾)
VCB	75,267	VNM	(44,130)
DXG	63,418	MSN	(22,027)
HPG	46,798	SSI	(15,373)
GAS	41,168	VIC	(6,258)
BID	34,836	VHM	(5,466)

HSX 外資買/賣的 TOP 5 股票

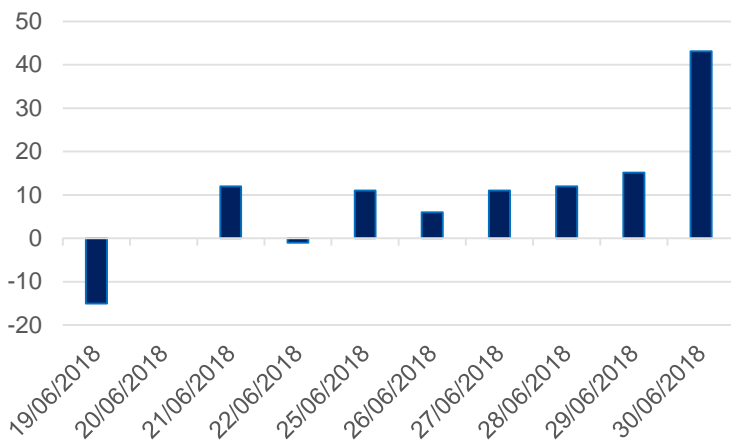
HNX外資每日買/賣超 (bil. VND)



證券代碼	買超金額 (百萬盾)	證券代碼	賣超金額 (百萬盾)
PVS	10,197	VGC	(10,943)
TV2	1,155	SHS	(282)
TNG	507	AAV	(125)
IVS	338	VCS	(82)
DGC	186	SHB	(79)

HNX 外資買/賣的 TOP 5 股票

Upcom外資每日買/賣超 (bil. VND)



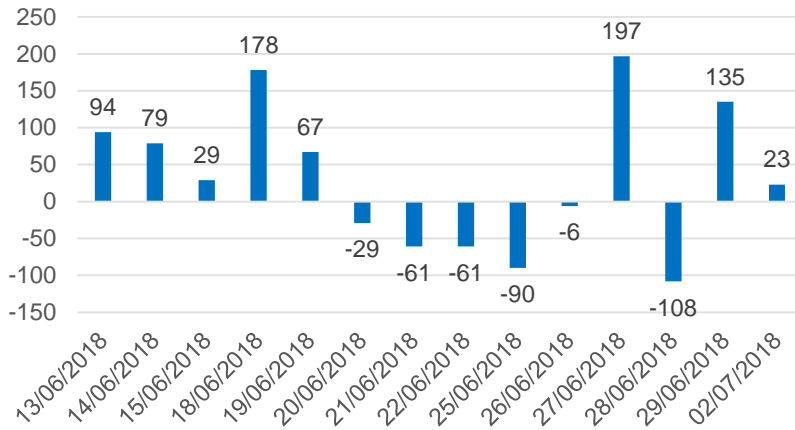
證券代碼	買超金額 (百萬盾)	證券代碼	賣超金額 (百萬盾)
VEA	40,993	KDF	(2,775)
POW	2,954	BSR	(1,740)
MCH	1,676	QNS	(360)
LPB	778	TTD	(82)
HVN	451	SIV	(4)

UPCoM 外資買/賣的 TOP 5 股票

We Create Fortune

自營交易統計

自營商交易每日買/賣超 (bil. VND)

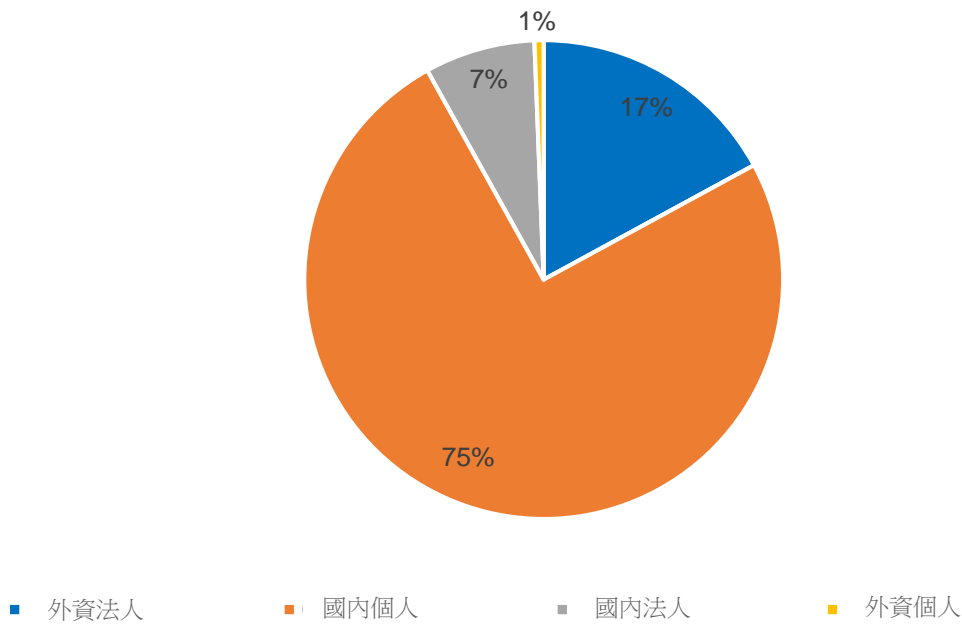


證券代碼	買進金額 (百萬盾)	證券代碼	賣出金額 (百萬盾)
HPG	38,693	VCB	9,324
MBB	8,746	VIC	5,825
MSN	6,597	MWG	5,216
MWG	5,215	TNI	3,848
CTG	5,043	E1VFN30	3,661

自營商交易 Top 5 個股

越南證券市場投資人占比

HSX 投資人占比

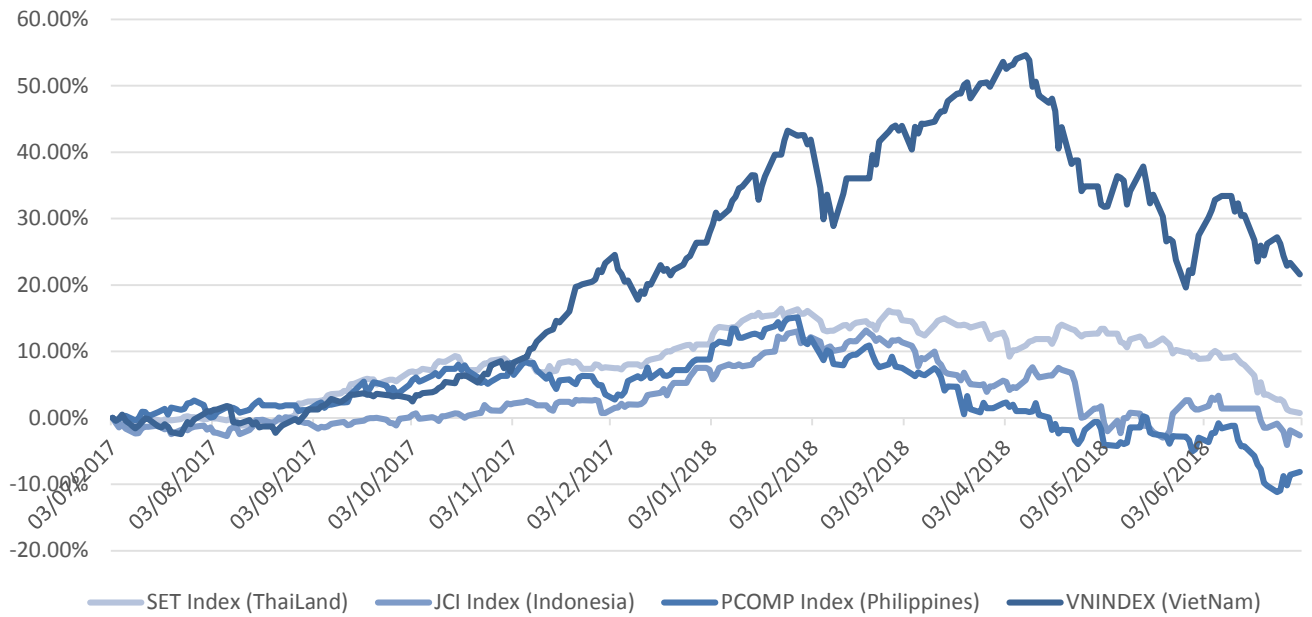


源自: FiinPro – Yuanta Retail Research



We Create Fortune

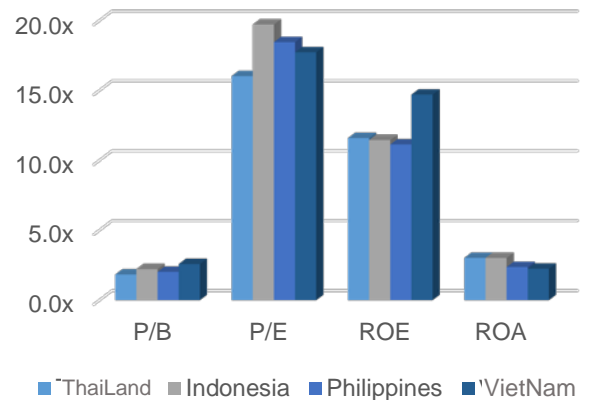
東南亞主要市場走勢比較



東南亞主要市場數據

		泰國	印尼	菲律賓	越南
P/B		1.8x	2.2x	2.0x	2.6x
P/E		16.0x	19.7x	18.5x	17.7x
ROE	%	11.60	11.46	11.14	14.71
ROA	%	3.03	3.02	2.37	2.25
市值	十億 USD	484.45	454.07	167.81	132.71
成交金額	百萬 USD	1.77	0.49	0.10	0.13
股息利率	%	3.24	2.38	1.74	2.31

源自: Bloomberg & Yuanta Research





We Create **Fortune**

YUANTA SECURITIES VIETNAM JOINT STOCK COMPANY

個人客戶分析部門

Nguyen The Minh

研究分析經理

+84 28 3622 6868 ext 3826

minh.nguyen@yuanta.com

Quach Duc Khanh

高級分析專員

+84 28 3622 6868 ext 3833

khanh.quach@yuanta.com

Nguyen Trinh Ngoc Hong

分析專員

+84 28 3622 6868 ext 3832

hong.nguyen@yuanta.com

個人客戶經紀部門

Nguyen Thanh Tung

總公司經紀部經理

+84 28 3622 6868 ext 3609

tung.nguyen@yuanta.com.vn

Chung Kim Hoa 鍾金華

華人客戶部經理

+84 28 3622 6868 ext 3828

hoa.chung@yuanta.com.vn

Phu Vinh Que

Cho Lon 分支經理

+84 28 3622 6868

que.phu@yuanta.com.vn

Nguyen Viet Quang

Ha Noi 分支經理

+84 28 3622 6868 ext 3404

quang.nguyen@yuanta.com.vn

Vo Thi Thu Thuy

Binh Duong 分支經理

+84 28 3622 6868 ext 3505

thuy.vo@yuanta.com.vn

Bui Quoc Phong

Dong Nai 分支經理

+84 28 3622 6868

phong.bui@yuanta.com.vn



We Create **Fortune**

Appendix A: Important Disclosures

Analyst Certification

Each research analyst primarily responsible for the content of this research report, in whole or in part, certifies that with respect to each security or issuer that the analyst covered in this report: (1) all of the views expressed accurately reflect his or her personal views about those securities or issuers; and (2) no part of his or her compensation was, is, or will be, directly or indirectly, related to the specific recommendations or views expressed by that research analyst in the research report.

Ratings Definitions

BUY: We have a positive outlook on the stock based on our expected absolute or relative return over the investment period. Our thesis is based on our analysis of the company's outlook, financial performance, catalysts, valuation and risk profile. We recommend investors add to their position.

HOLD-Outperform: In our view, the stock's fundamentals are relatively more attractive than peers at the current price. Our thesis is based on our analysis of the company's outlook, financial performance, catalysts, valuation and risk profile.

HOLD-Underperform: In our view, the stock's fundamentals are relatively less attractive than peers at the current price. Our thesis is based on our analysis of the company's outlook, financial performance, catalysts, valuation and risk profile.

SELL: We have a negative outlook on the stock based on our expected absolute or relative return over the investment period. Our thesis is based on our analysis of the company's outlook, financial performance, catalysts, valuation and risk profile. We recommend investors reduce their position.

Under Review: We actively follow the company, although our estimates, rating and target price are under review.

Restricted: The rating and target price have been suspended temporarily to comply with applicable regulations and/or Yuanta policies.

Note: Yuanta research coverage with a Target Price is based on an investment period of 12 months. Greater China Discovery Series coverage does not have a formal 12 month Target Price and the recommendation is based on an investment period specified by the analyst in the report.

Global Disclaimer

© 2018 Yuanta. All rights reserved. The information in this report has been compiled from sources we believe to be reliable, but we do not hold ourselves responsible for its completeness or accuracy. It is not an offer to sell or solicitation of an offer to buy any securities. All opinions and estimates included in this report constitute our judgment as of this date and are subject to change without notice.

This report provides general information only. Neither the information nor any opinion expressed herein constitutes an offer or invitation to make an offer to buy or sell securities or other investments. This material is prepared for general circulation to clients and is not intended to provide tailored investment advice and does not take into account the individual financial situation and objectives of any specific person who may receive this report. Investors should seek financial advice regarding the appropriateness of investing in any securities, investments or investment strategies discussed or recommended in this report. The information contained in this report has been compiled from sources believed to be reliable but no representation or warranty, express or implied, is made as to its accuracy, completeness or correctness. This report is not (and should not be construed as) a solicitation to act as securities broker or dealer in any jurisdiction by any person or company that is not legally permitted to carry on such business in that jurisdiction.

Yuanta research is distributed in the United States only to Major U.S. Institutional Investors (as defined in Rule 15a-6 under the Securities Exchange Act of 1934, as amended and SEC staff interpretations thereof). All transactions by a US person in the securities mentioned in this report must be effected through a registered broker-dealer under Section 15 of the Securities Exchange Act of 1934, as amended. Yuanta research is distributed in Taiwan by Yuanta Securities Investment Consulting. Yuanta research is distributed in Hong Kong by Yuanta Securities (Hong Kong) Co. Limited, which is licensed in Hong Kong by the Securities and Futures Commission for regulated activities, including Type 4 regulated activity (advising on securities). In Hong Kong, this research report may not be redistributed, retransmitted or disclosed, in whole or in part or any form or manner, without the express written