

當日市場：市場確認了短期上漲趨勢

2018/07/19 投資日報

市場走勢 2018/07/18			
市場指數	VN-Index	HNX-Index	UPCoM
變動\收盤	942.4	106.9	50.2
% 日	2.29	2.00	1.50
% 周	5.51	8.53	2.63
% 月	-4.55	-5.41	-4.56
% 年	22.79	8.44	-10.89
成交值 (十億盾)			
當日	2,927.37	445.97	99.76
前一日	2,258.72	404.81	119.15
月均	2,744.95	477.41	146.05
外資 (十億盾)			
買進	727.84	26.92	36.21
賣出	878.59	8.84	68.28
買賣超	(150.75)	18.08	(32.07)
市場漲跌家數			
上漲家數	211	111	79
下跌家數	71	53	54
持平家數	71	220	601
市場指標			
P/E 本益比	17.9x	11.4x	9.6x
總市值 (兆盾)	2,926	198	802
股息殖利率	2.26	2.65	4.16

源自: Bloomberg – Yuanta Retail Research

市場走勢

昨日市場一掃而空，到了盤尾走勢更為積極。收盤時，VN 指數上漲 2.29% 至 942.4 點；HNX 指數上漲 2.00% 至 106.9 點，Upcom-Index 上漲 1.50% 至 50.2 點。

市場流動性也大幅提高，撮合值逾達 4.8 兆盾，與近幾個交易日相比較高。流動性的改善是決定昨日 VN 指數上漲的重要因素。

除藍籌股和銀行股外，房地產、建築、證券、油氣，鋼鐵等股組也有多支股在午盤時突破反彈至漲停板，分別是：HSG，DIG，VCG，VND，BSI，CTS，PVD 等。HAG，HNG 也有逆勢的一盤，齊收報接近於漲停價，流動性非常高。

外資在最近幾個交易中仍維持小幅賣超的動態，主要是 VIC，VHM，MSN。外資在盤中賣超逾達 1600 億盾。

市場評論

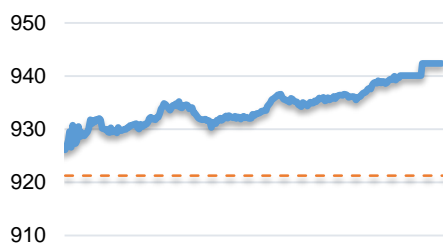
我們預計下一交易日短期拋售壓力上增時，市場可能會出現調整。同時，短期風險繼續逐漸降低，現金流量趨於增加，但不少個股處於短期超買狀態，所以市場將出現震動或小幅調整。此外，大、中型股仍繼續吸引現金流，尤其是股票比例大幅增加，表明解款機會有所增加。

我們的趨勢指標 VN 指數短期趨勢從下跌提升至上漲，並維持 HNX 指數短期趨勢上漲，支撐區在 96.72 點，表明現金流已在股票中蔓延。因此，我們建議短期投資者可利用調整期間增加股票比例。

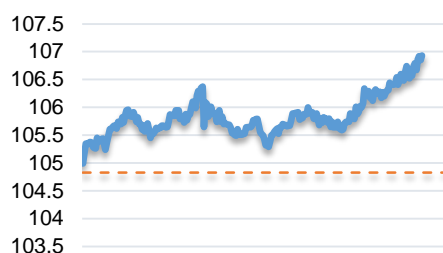
短期投資組合建議比例：47% 的股票 / 53% 的現金

(股票跟踪趨勢圖在下一頁內更新)

VNINDEX



HNX INDEX





We Create Fortune

技術分析圖



VN-Index 指數的市場走勢



HNX-Index 指數的市場走勢

	短期趨勢	中期趨勢	阻力區 1	阻力區 2	支撐區 1	支撐區 2
VN-Index 指數	上漲	下跌	997.0	1044.0	915.0	895.0
HNX-Index 指數	上漲	下跌	112.5	121.0	96.5	92.0

We Create **Fortune**
股票趨勢追蹤表

股票	價格	短期 趨勢	中期 趨勢	短期 買價	短期 停損	暫計短期 利潤%	短期 信號	中期 買價	中期 停損	暫計中期 利潤%	中期 信號
AAA	18.20	下跌	下跌		18.57				21.72		
ACB	36.20	上漲	下跌	35.60	30.56	1.69%			41.80		
BFC	25.90	下跌	下跌		26.33				29.51		
BHN	84.00	下跌	下跌		91.26				114.62		
BID	26.15	上漲	下跌		25.09				31.68		
BMP	53.50	下跌	下跌		56.83				63.44		
BSR	14.60	下跌	下跌		15.54				20.28		
BVH	73.90	下跌	下跌		78.66				96.02		
BWE	17.70	上漲	下跌	17.70	16.98	0.00%	買		19.32		
CEO	12.80	下跌	下跌		13.33				16.23		
CHP	23.10	下跌	下跌		23.34				23.35		
CSM	13.35	下跌	上漲		13.98			14.80	12.77	-9.80%	
CTD	149.50	上漲	上漲	149.50	149.03	0.00%	買	155.00	128.22	-3.55%	
CTG	24.90	上漲	下跌	24.00	20.80	3.75%			28.58		
CTI	30.40	上漲	下跌	29.60	27.80	2.70%			33.12		
CVT	25.85	上漲	下跌	25.85	25.32	0.00%	買		30.76		
DGW	23.00	下跌	下跌		23.18				27.79		
DHA	26.90	下跌	下跌		27.47				28.49		
DHC	37.00	下跌	下跌		40.68				46.93		
DHG	102.00	下跌	上漲		105.79			114.49	96.90	-10.91%	
DPG	38.50	下跌	下跌		43.29				62.77		
DPM	17.70	上漲	下跌	17.70	17.40	0.00%	買		18.72		
DPR	38.30	下跌	下跌		39.34				41.59		
DQC	31.20	下跌	下跌		33.01				35.55		
DRC	24.50	上漲	上漲	23.70	21.48	3.38%			23.95		
DXG	24.80	上漲	下跌	23.75	19.49	4.42%			31.50		
ELC	9.05	下跌	下跌		9.80				12.07		
FCN	16.00	下跌	上漲		16.50			17.70	13.88	-9.60%	
FIT	4.08	下跌	下跌		4.29				5.43		
FMC	20.80	下跌	下跌		21.14				23.95		
FPT	42.90	上漲	下跌	42.90	42.23	0.00%	買		49.37		
GAS	83.00	下跌	下跌		85.02				103.63		
GIL	40.50	下跌	上漲		41.44			34.90	40.00	16.05%	
GMD	25.40	上漲	下跌	25.40	25.22	0.00%	買		28.97		
GTN	9.84	上漲	下跌	9.20	8.12	6.96%			10.62		
HAG	6.33	上漲	上漲	5.01	5.41	26.35%			5.68		
HAX	16.45	下跌	下跌		17.02				18.67		
HBC	22.95	上漲	上漲	22.95	22.68	0.00%	買	25.90	21.52	-11.39%	



We Create Fortune

HDB	35.25	下跌	下跌		36.09				42.95		
HNG	13.50	上漲	上漲	8.36	11.44	61.48%		8.20	8.48	64.63%	
HPG	37.20	上漲	上漲	37.20	36.85	0.00%	買	43.80	36.64	-15.07%	賣
HSG	10.80	下跌	下跌		11.05				13.72		
HT1	11.40	下跌	下跌		11.64				13.10		
HUT	5.20	下跌	下跌		5.43				7.21		
HVN	30.40	下跌	下跌		32.40				40.09		
ITD	11.95	下跌	上漲		12.63			12.40	11.14	-3.63%	
KBC	11.80	下跌	下跌		11.81				13.50		
KDH	30.20	下跌	下跌		30.29				34.41		
KSB	32.00	下跌	下跌		33.06				39.51		
LCG	8.94	下跌	下跌		9.38				10.40		
LIX	41.00	下跌	下跌		42.07				45.67		
LPB	10.50	下跌	下跌		11.24				14.25		
LSS	6.90	下跌	下跌		7.67				8.72		
MSN	76.00	下跌	下跌		78.76				91.78		
MWG	113.00	上漲	上漲	112.00	99.17	0.89%		121.00	104.78	-6.61%	
NKG	14.80	上漲	下跌	14.80	14.61	0.00%	買		18.17		
NLG	30.50	上漲	下跌	29.80	27.72	2.35%			31.83		
NT2	26.80	上漲	下跌	29.80	26.14	-10.07%			28.69		
NTL	9.70	下跌	上漲		9.88			10.45	8.94	-7.18%	
NTP	43.80	下跌	下跌		45.82				52.79		
PAC	40.30	上漲	下跌	42.50	38.23	-5.18%			42.18		
PC1	31.95	上漲	下跌	32.30	30.68	-1.08%			34.50		
PDR	26.00	下跌	下跌		26.83				32.23		
PGC	14.15	上漲	下跌	14.35	13.90	-1.39%			15.72		
PHR	20.25	下跌	下跌		20.56				23.77		
PLC	16.80	上漲	下跌	17.00	15.60	-1.18%			19.08		
PLX	57.00	下跌	下跌		58.15				69.01		
PNJ	96.00	上漲	下跌	90.30	81.48	6.31%			103.44		
POW	11.00	下跌	下跌		11.91				13.91		
PPC	18.50	上漲	下跌	18.50	17.93	0.00%	買		19.21		
PTB	63.30	上漲	下跌	59.40	53.97	6.57%			64.10		
PVD	13.05	下跌	下跌		13.19				16.92		
PVI	29.50	下跌	下跌		29.82				33.76		
PVS	17.00	上漲	下跌	17.00	16.85	0.00%	買		21.30		
PXS	5.00	下跌	下跌		5.09				6.31		
RAL	91.20	下跌	下跌		97.11				115.54		
REE	32.80	上漲	下跌	32.80	31.32	0.00%	買		35.52		
SAB	217.90	下跌	上漲		227.00			252.40	207.41	-13.67%	
SAM	6.80	下跌	下跌		7.01				7.81		
SBV	27.30	上漲	下跌	27.00	25.92	1.11%			31.00		
SCR	8.96	上漲	下跌	8.75	7.70	2.40%			10.30		



We Create Fortune

SHI	6.58	上漲	上漲	7.00	6.38	-6.00%		6.99	5.88	-5.87%	
SJS	17.70	下跌	下跌		19.53				22.77		
SKG	18.60	下跌	下跌		19.44				21.97		
SSI	29.20	下跌	下跌		29.51				34.19		
STB	11.20	上漲	下跌	11.20	10.96	0.00%	買		13.08		
SVC	46.00	下跌	下跌		46.14				49.74		
TCM	17.80	上漲	下跌	17.80	17.65	0.00%	買		22.02		
TDH	12.30	下跌	下跌		12.71				15.54		
TLH	7.72	下跌	下跌		8.15				9.50		
TMT	6.40	下跌	下跌		7.01				8.74		
TNG	10.90	上漲	下跌	10.80	9.84	0.93%			12.03		
TYA	10.50	下跌	下跌		11.34				13.17		
VCB	57.50	上漲	下跌	57.50	56.34	0.00%	買		64.41		
VFG	36.50	下跌	上漲		40.21			44.69	33.47	-18.32%	
VGC	18.00	下跌	下跌		19.28				24.67		
VIB	25.80	下跌	下跌		26.25				34.84		
VIC	105.00	下跌	下跌		109.85				109.53		
VIP	6.85	下跌	下跌		6.91				7.40		
VJC	134.50	下跌	下跌		141.22				154.12		
VKC	6.10	下跌	上漲		6.22			6.80	5.68	-10.29%	
VNM	169.00	下跌	下跌		173.68				184.77		
VPB	30.05	上漲	下跌	30.05	25.22	0.00%	買		33.19		
VRC	17.75	上漲	下跌	17.75	16.91	0.00%	買		19.26		
VRE	43.00	上漲	下跌	43.00	35.92	0.00%	買		46.29		
VSC	33.95	下跌	上漲		34.71			35.30	29.50	-3.82%	
VSH	16.95	上漲	上漲	17.20	16.64	-1.45%		17.40	16.36	-2.59%	



We Create Fortune

胡志明市證券交易所 (HSX)

	收盤	漲跌%
VNI	942.39	2.29
VN30	935.42	2.17
VN Mid	952.28	2.83
VN Small	793.58	1.50

外資交易	成交值 (十億盾)	
買進	727.84	
賣出	878.59	
淨值	(150.75)	

上漲前五名：

股票代碼*	上漲 (VND)	漲跌%
VND	1,200	7.0%
PVD	850	7.0%
GTN	640	7.0%
PPC	1,200	6.9%
HSG	700	6.9%

下跌前五名：

股票代碼*	下跌 (VND)	漲跌%
BMI	(600)	-3.0%
ROS	(900)	-2.0%
FTM	(250)	-1.5%
VSH	(250)	-1.5%
DPG	(400)	-1.0%

市值前五大：

股票代碼*	市值 (十億盾)	
VIC	335,120	
VHM	287,790	
VNM	245,261	
VCB	206,872	
GAS	158,858	

交易量前五名：

股票代碼	成交值 (百萬盾)	平均 30日
HNG	19.50	2.95
HAG	18.14	6.69
FLC	9.78	7.39
HPG	6.33	5.61
DIG	6.29	1.39

* 備註：市值 > 5,000 億盾，成交值 > 15 億盾

源自: Bloomberg & Yuanta Research

河內證券交易所 (HSX)

	收盤	漲跌%
HNI	106.93	2.00
HN30	191.58	3.38
VNX AllSh	1,333.06	2.10

外資交易	成交值 (十億盾)	
買進	26.92	
賣出	8.84	
淨值	18.08	

股票代碼*	上漲 (VND)	漲跌%
VCG	1,500	9.7%
SHS	1,100	8.4%
PVS	1,300	8.3%
NDN	1,000	7.8%
MBS	1,000	6.5%

股票代碼*	下跌 (VND)	漲跌%
TTB	(600)	-2.6%
TNG	100	0.9%
DGL	300	1.0%
VC3	200	1.0%
DGC	400	1.3%

股票代碼*	市值 (十億盾)	
ACB	39,259	
VCS	15,040	
SHB	9,986	
VGC	8,070	
PVS	7,594	

股票代碼	成交值 (百萬盾)	平均 30日
SHB	7.65	6.40
PVS	5.06	3.23
ACB	4.36	4.88
VCG	3.24	0.60
VGC	2.62	2.59

源自: Bloomberg & Yuanta Research

UPCoM 證券交易所 (UPCoM)

	收盤	漲跌%
UPCoM	50.16	1.50

外資交易	成交值 (十億盾)	
買進	36.21	
賣出	68.28	
淨值	(32.07)	

股票代碼*	上漲 (VND)	漲跌%
POW	800	7.3%
DVN	800	6.2%
VIB	1,600	6.2%
HVN	1,600	5.2%
NTC	3,000	5.0%

股票代碼*	下跌 (VND)	漲跌%
MPC	(800)	-2.1%
ACV	(300)	-0.4%

股票代碼*	市值 (十億盾)	
ACV	175,694	
MCH	46,779	
BSR	46,507	
HVN	40,188	
GVR	31,600	

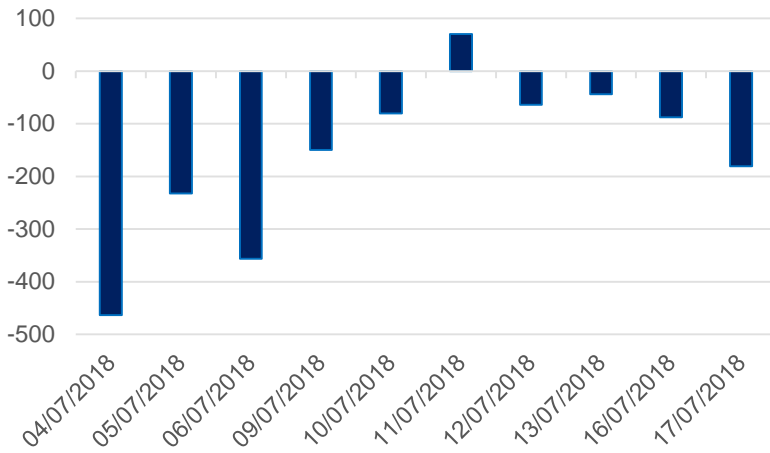
股票代碼	成交值 (百萬盾)	平均 30日
POW	2.21	1.00
LPB	1.92	1.17
BSR	1.42	1.18
OIL	0.96	0.69
ART	0.62	0.83

源自: Bloomberg & Yuanta Research



We Create Fortune

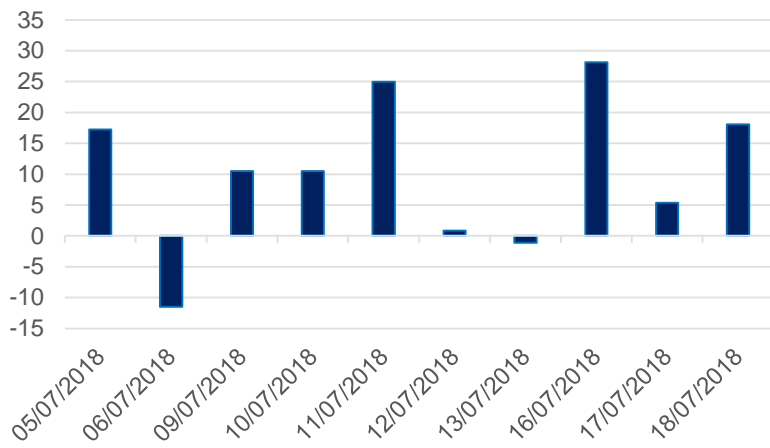
HSX 外資每日買/賣超 (bil. VND)



證券代碼	買超金額 (百萬盾)	證券代碼	賣超金額 (百萬盾)
HPG	52,270.58	VIC	-130,405.97
VCB	39,471.19	MSN	-65,210.64
BID	30,933.31	VJC	-46,163.76
CTG	30,506.23	NVL	-29,572.31
VRE	27,963.57	VNM	-16,968.39

HSX 外資買/賣的 TOP 5 股票

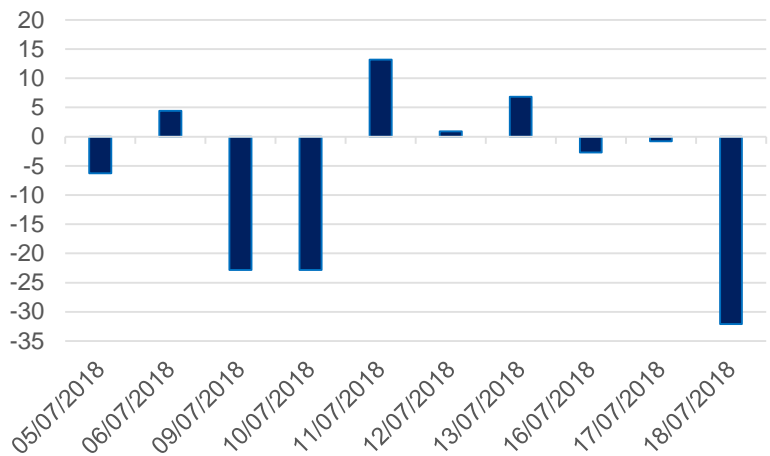
HNX 外資每日買/賣超 (bil. VND)



證券代碼	買超金額 (百萬盾)	證券代碼	賣超金額 (百萬盾)
PVS	10,985.35	BVS	-2,550.00
VGC	10,782.05	MBG	-1,138.00
SHS	1,080.40	DGL	-643.68
VIX	301.96	CAP	-589.56
KVC	239.20	NAG	-453.84

HNX 外資買/賣的 TOP 5 股票

Upcom 外資每日買/賣超 (bil. VND)



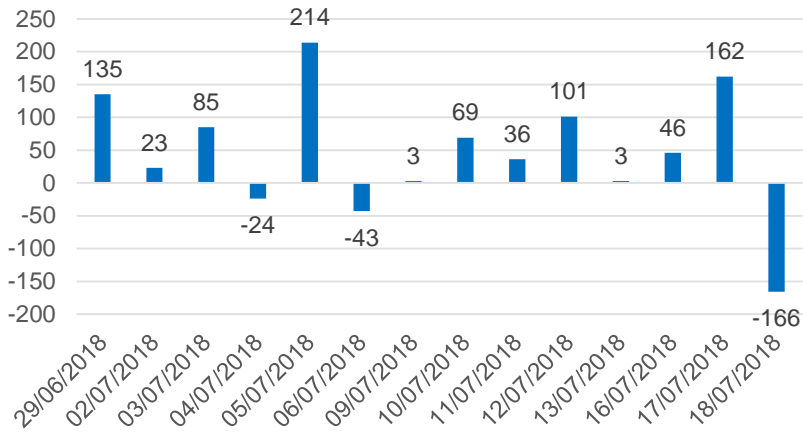
證券代碼	買超金額 (百萬盾)	證券代碼	賣超金額 (百萬盾)
QNS	3,897.43	C21	-18,626.12
LPB	858.80	OIL	-9,715.40
POW	858.00	BSR	-3,579.25
GEG	412.44	VGT	-2,202.81
SGN	142.20	ACV	-1,873.53

UPCoM 外資買/賣的 TOP 5 股票

We Create Fortune

自營交易統計

自營商交易每日買/賣超 (bil. VND)

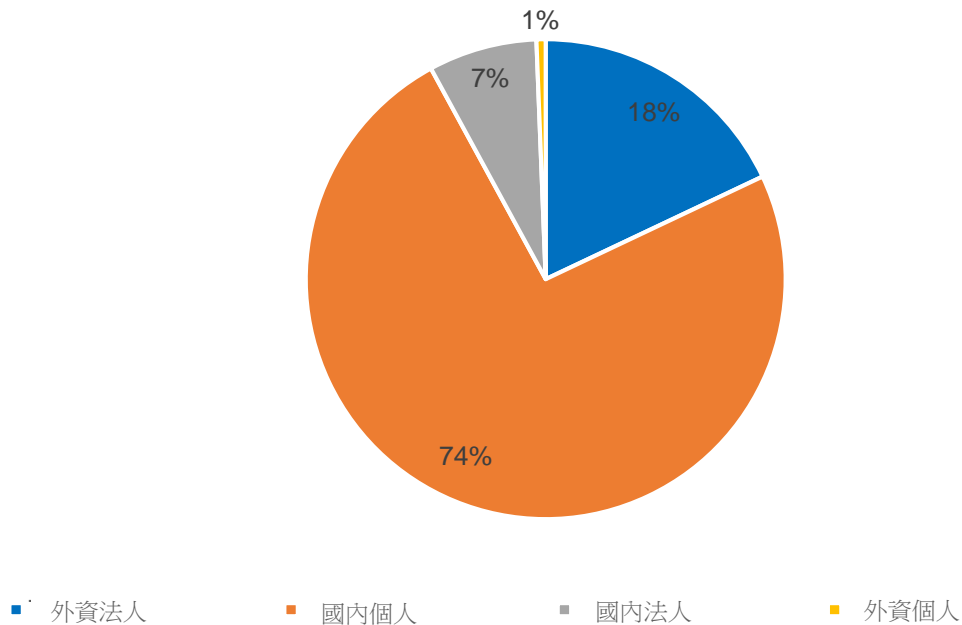


證券代碼	買進金額 (百萬盾)	證券代碼	賣出金額 (百萬盾)
CAV	49,997	HNG	151,670
MSN	22,803	HPG	72,405
VIC	22,173	TRC	26,058
HPG	13,308	CTD	13,429
VIC	7,238	VIC	11,601

自營商交易 Top 5 個股

越南證券市場投資人占比

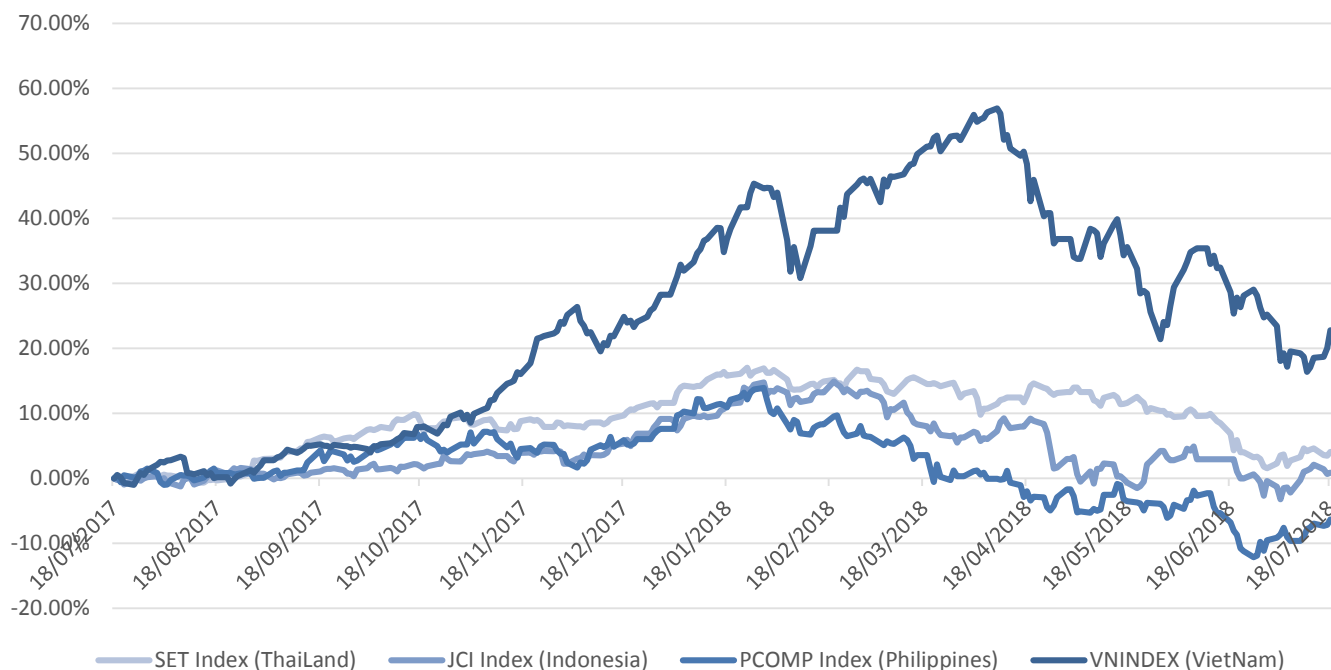
HSX 投資人占比



源自: FiinPro – Yuanta Retail Research

We Create Fortune

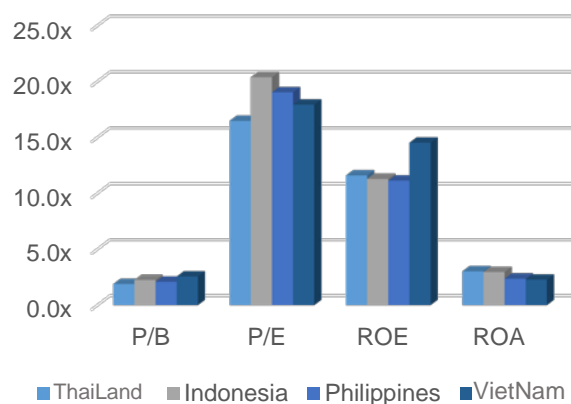
東南亞主要市場走勢比較



東南亞主要市場數據

		泰國	印尼	菲律賓	越南
P/B		1.9x	2.3x	2.1x	2.6x
P/E		16.5x	20.4x	19.0x	17.9x
ROE	%	11.60	11.29	11.14	14.53
ROA	%	3.03	2.96	2.37	2.28
市值	bil. USD	491.01	459.60	171.96	126.92
成交金額	mil. USD	1.29	0.35	0.04	0.13
股息殖利率	%	3.15	2.33	1.68	2.26

源自: Bloomberg & Yuanta Research





We Create **Fortune**

YUANTA SECURITIES VIETNAM JOINT STOCK COMPANY

個人客戶分析部門

Nguyen The Minh

研究分析經理

+84 28 3622 6868 ext 3826

minh.nguyen@yuanta.com

Quach Duc Khanh

高級分析專員

+84 28 3622 6868 ext 3833

khanh.quach@yuanta.com

Nguyen Trinh Ngoc Hong

分析專員

+84 28 3622 6868 ext 3832

hong.nguyen@yuanta.com

個人客戶經紀部門

Nguyen Thanh Tung

總公司經紀部經理

+84 28 3622 6868 ext 3609

tung.nguyen@yuanta.com.vn

Chung Kim Hoa 鍾金華

華人客戶部經理

+84 28 3622 6868 ext 3828

hoa.chung@yuanta.com.vn

Phu Vinh Que

Cho Lon 分支經理

+84 28 3622 6868

que.phu@yuanta.com.vn

Nguyen Viet Quang

Ha Noi 分支經理

+84 28 3622 6868 ext 3404

quang.nguyen@yuanta.com.vn

Vo Thi Thu Thuy

Binh Duong 分支經理

+84 28 3622 6868 ext 3505

thuy.vo@yuanta.com.vn

Bui Quoc Phong

Dong Nai 分支經理

+84 28 3622 6868

phong.bui@yuanta.com.vn



We Create **Fortune**

Appendix A: Important Disclosures

Analyst Certification

Each research analyst primarily responsible for the content of this research report, in whole or in part, certifies that with respect to each security or issuer that the analyst covered in this report: (1) all of the views expressed accurately reflect his or her personal views about those securities or issuers; and (2) no part of his or her compensation was, is, or will be, directly or indirectly, related to the specific recommendations or views expressed by that research analyst in the research report.

Ratings Definitions

BUY: We have a positive outlook on the stock based on our expected absolute or relative return over the investment period. Our thesis is based on our analysis of the company's outlook, financial performance, catalysts, valuation and risk profile. We recommend investors add to their position.

HOLD-Outperform: In our view, the stock's fundamentals are relatively more attractive than peers at the current price. Our thesis is based on our analysis of the company's outlook, financial performance, catalysts, valuation and risk profile.

HOLD-Underperform: In our view, the stock's fundamentals are relatively less attractive than peers at the current price. Our thesis is based on our analysis of the company's outlook, financial performance, catalysts, valuation and risk profile.

SELL: We have a negative outlook on the stock based on our expected absolute or relative return over the investment period. Our thesis is based on our analysis of the company's outlook, financial performance, catalysts, valuation and risk profile. We recommend investors reduce their position.

Under Review: We actively follow the company, although our estimates, rating and target price are under review.

Restricted: The rating and target price have been suspended temporarily to comply with applicable regulations and/or Yuanta policies.

Note: Yuanta research coverage with a Target Price is based on an investment period of 12 months. Greater China Discovery Series coverage does not have a formal 12 month Target Price and the recommendation is based on an investment period specified by the analyst in the report.

Global Disclaimer

© 2018 Yuanta. All rights reserved. The information in this report has been compiled from sources we believe to be reliable, but we do not hold ourselves responsible for its completeness or accuracy. It is not an offer to sell or solicitation of an offer to buy any securities. All opinions and estimates included in this report constitute our judgment as of this date and are subject to change without notice.

This report provides general information only. Neither the information nor any opinion expressed herein constitutes an offer or invitation to make an offer to buy or sell securities or other investments. This material is prepared for general circulation to clients and is not intended to provide tailored investment advice and does not take into account the individual financial situation and objectives of any specific person who may receive this report. Investors should seek financial advice regarding the appropriateness of investing in any securities, investments or investment strategies discussed or recommended in this report. The information contained in this report has been compiled from sources believed to be reliable but no representation or warranty, express or implied, is made as to its accuracy, completeness or correctness. This report is not (and should not be construed as) a solicitation to act as securities broker or dealer in any jurisdiction by any person or company that is not legally permitted to carry on such business in that jurisdiction.

Yuanta research is distributed in the United States only to Major U.S. Institutional Investors (as defined in Rule 15a-6 under the Securities Exchange Act of 1934, as amended and SEC staff interpretations thereof). All transactions by a US person in the securities mentioned in this report must be effected through a registered broker-dealer under Section 15 of the Securities Exchange Act of 1934, as amended. Yuanta research is distributed in Taiwan by Yuanta Securities Investment Consulting. Yuanta research is distributed in Hong Kong by Yuanta Securities (Hong Kong) Co. Limited, which is licensed in Hong Kong by the Securities and Futures Commission for regulated activities, including Type 4 regulated activity (advising on securities). In Hong Kong, this research report may not be redistributed, retransmitted or disclosed, in whole or in part or any form or manner, without the express written