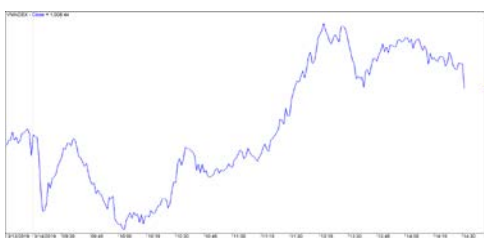


市場走勢 2019/03/14

市場指數	VNI	HNI	UPCOM
收盤	1,009.56	110.02	57.09
%日	0.41%	0.18%	0.56%
%週	1.56%	1.05%	1.49%
%月	6.01%	3.68%	3.07%
%年	-11.29%	-15.65%	-6.85%
<b>成交值(十億盾)</b>			
當日	3,955	482	343
日均量/週	4,234	644	342
日均量/月	4,512	611	339
<b>外資進出</b>			
買進	879.29	9.71	34.90
賣出	902.37	19.16	31.11
買賣超	-23.08	-9.45	3.78
<b>市場漲跌家數</b>			
上漲	163	91	173
下跌	117	66	109
持平	105	225	573
<b>市場指標</b>			
P/E	17.09	10.25	17.20
總市值 (兆盾)	3,298	205	996
股息殖利率	2.93%	4.07%	4.61%

資料源: Bloomberg – YSVN

VNINDEX



HNIINDEX



市場走勢

據最新的 GDP 報告，中國經濟增長放緩。中國公佈的數據顯示，該國的工業產出增長率降至 17 年來的最低水平，對中國市場股指產生了負面影響。其他市場包括越南仍維持指數小幅上漲。

當日午盤，VN-Index 走勢更活躍，但到了盤尾，隨著銀行股類降溫，導致指數收窄上漲勢頭。VN-Index 收報 1,008 點，略漲 0.3%。河內交易所收盤也呈綠漲，HNX 和 Upcom 指數分別收在 110 點和 57 點。市場流動性低於最近 20 日均線，總成交值達 4.7 兆越盾。

當接近 ETF 基金的重組期時，外資交易量更加活躍。尤其是基金庫存中走勢活躍的個股，例如買超有 VCB，VIC，VRE，賣超有 SBT，VNM，HPG。與前數盤相比，外資的交易量也有所增加，總成交量佔市場約近 20%。

市場評論

由於兩隻 ETF 基金在 2019/3/14 日的重組投資組合的影響，我們預計在點數和流動性方面市場可能都有很大波動。同時，市場仍出現窄幅波動的跡象，股票比率仍維持在 70-80% 區間，表明市場可能會在短期內出現分歧，而 VN-Index 在未來數盤可能無法超越 1,000 點關卡。然而，若價格圖表維持價格波動更高的漲勢，則上漲趨勢可能延伸至 VN-Index 的 1,020 - 1,025 點價格區間。積極點是，我們認為投機因素繼續增加，並且這組股票沒有減緩勢頭的跡象。

我們的趨勢指標仍維持兩大股指短期趨勢上漲，停損位於 VN-Index 的 983.82 點和 HNX 指數的 107.61 點。因此，我們建議短線投資人可繼續維持並利用盤整期按現金流的趨勢重組投資組合，尤其關注具有良好基本因素的大型股類和維持短、中期的漲勢。

建議短期投資比重：71% 股票 / 29 % 現金

(股票趨勢追蹤圖在下一頁內更新).



We Create Fortune

### 技術分析圖



指數技術分析圖 VN-Index



指數技術分析圖 HNX-Index

指數	短期趨勢	中期趨勢	阻力區 1	阻力區 2	支撐區 1	支撐區 2
VN-Index	上漲	上漲	1,000	1,025	960	953
HNX-Index	上漲	下跌	108	110	105	101
VN30	上漲	上漲	946	995	900	860
VNMidcaps	上漲	上漲	1,020	1,079	995	932
VNSmallcaps	上漲	上漲	815	835	786	769

We Create **Fortune**
**股票趨勢追蹤表**

股票	價格	短期趨勢	中期趨勢	短期買進進價	短期止損	暫計短期利潤 %	短期訊號	中期買進進價	中期止損	暫計中期獲利 %	中期訊號
AAA	16,450	下跌	下跌		17,053				16,605		
ACB	31,500	上漲	下跌	30,200	30,096	4.30%			33,291		
ACV	87,000	下跌	上漲		90,312			90,000	79,485	-3.33%	
ANV	27,150	下跌	下跌		28,895				31,024		
ASM	8,400	上漲	下跌	8,690	8,241	-3.34%			9,351		
BFC	22,400	上漲	下跌	22,600	20,904	-0.88%			24,499		
BID	36,200	上漲	上漲	34,600	33,730	4.62%		33,400	29,888	8.38%	
BMP	54,000	上漲	下跌	50,800	51,474	6.30%			54,542		
BSR	14,000	上漲	下跌	13,100	13,766	6.87%			15,250		
BVH	95,800	上漲	上漲	94,400	93,088	1.48%		86,000	88,082	11.40%	
BWE	26,500	上漲	上漲	25,700	24,743	3.11%		20,000	22,133	32.50%	
CEO	13,500	上漲	下跌	13,500	13,440	0.00%			14,755		
CHP	22,800	下跌	上漲		23,282			23,000	20,825	-0.87%	
CII	24,550	上漲	下跌	24,550	22,891	0.00%			25,832		
CMX	19,600	上漲	上漲	17,600	18,110	11.36%		5,910	13,022	231.64%	
CSM	15,550	上漲	上漲	15,600	15,068	-0.32%		14,390	13,911	8.06%	
CTD	144,200	上漲	下跌	141,100	135,337	2.20%			152,115		
CTG	22,500	上漲	上漲	19,550	21,332	15.09%			22,209		
CTI	25,250	上漲	上漲	25,900	24,268	-2.51%		26,850	23,186	-5.96%	
CVT	24,750	上漲	上漲	19,900	24,059	24.37%		22,550	19,811	9.76%	
DCM	9,210	上漲	下跌	9,200	8,998	0.11%			9,978		
DGC	42,100	下跌	下跌	44,000	42,732	-2.88%	賣出		47,020		
DGW	23,200	下跌	下跌		23,670				25,127		
DHA	35,550	上漲	上漲	32,250	32,951	10.23%		29,100	29,132	22.16%	
DHC	33,300	上漲	上漲	32,700	32,821	1.83%		35,200	29,262	-5.40%	
DHG	116,700	上漲	上漲	77,500	112,879	50.58%		93,000	97,488	25.48%	
DIG	16,450	上漲	上漲	16,000	15,924	2.81%		16,250	15,822	1.23%	買進
DPG	52,000	上漲	下跌	46,800	47,490	11.11%			52,441		
DPM	20,400	下跌	上漲		21,366			19,400	19,804	5.15%	
DPR	42,300	上漲	上漲	32,600	39,779	29.75%		35,950	36,910	17.66%	
DQC	28,600	上漲	上漲	27,700	28,063	3.25%		31,000	26,186	-7.74%	
DRC	23,950	上漲	下跌	22,200	22,965	7.88%			24,379		
DXG	24,600	下跌	下跌		25,896				26,665		
EIB	17,600	上漲	上漲	17,800	16,722	-1.12%		14,700	16,280	19.73%	
FCN	15,550	上漲	下跌	13,900	14,955	11.87%			15,658		
FMC	28,950	下跌	上漲		30,283			24,700	27,888	17.21%	
FPT	46,250	上漲	上漲	46,500	45,025	-0.54%			45,324		
GAS	102,300	上漲	上漲	89,900	99,573	13.79%		101,000	100,384	1.29%	買進
GEX	23,700	下跌	上漲		24,227			24,700	21,615	-4.05%	
GIL	38,850	下跌	上漲		40,745			39,000	35,350	-0.38%	



We Create Fortune

GMD	28,400	上漲	下跌	27,500	27,122	3.27%		29,123	
GTN	17,100	上漲	上漲	10,400	15,209	64.42%	15,000	10,911	14.00%
HAG	5,840	上漲	上漲	5,080	5,756	14.96%	5,650	4,877	3.36%
HAX	17,950	上漲	下跌	17,200	16,659	4.36%		17,965	
HBC	20,250	上漲	上漲	16,800	19,873	20.54%	20,250	15,815	0.00%
HCM	30,900	上漲	上漲	31,000	28,532	-0.32%	28,000	24,735	10.36%
HDB	30,900	上漲	下跌	31,000	30,019	-0.32%		33,267	
HDC	16,100	上漲	上漲	15,300	15,236	5.23%		14,709	
HDG	42,200	上漲	上漲	35,950	39,689	17.39%	37,400	33,787	12.83%
HNG	15,050	下跌	下跌		16,131			16,554	
HPG	34,200	上漲	上漲	29,500	33,352	15.93%	33,900	29,668	0.88%
HSG	9,400	上漲	上漲	6,860	9,192	37.03%	9,300	6,859	1.08%
HT1	16,200	上漲	上漲	14,150	15,490	14.49%	14,800	13,681	9.46%
HUT	4,200	上漲	下跌	3,800	3,870	10.53%		4,302	
HVN	42,000	上漲	上漲	42,900	40,015	-2.10%	39,000	34,635	7.69%
KBC	15,300	上漲	上漲	14,250	14,763	7.37%	13,450	13,061	13.75%
KDH	31,150	下跌	上漲		31,751		33,000	28,436	-5.61%
KSB	29,900	上漲	上漲	26,300	28,335	13.69%	28,900	23,712	3.46%
LCG	10,600	上漲	上漲	8,230	10,137	28.80%	9,200	8,391	15.22%
LDG	14,100	上漲	下跌	14,950	13,862	-5.69%		16,826	
LHG	22,200	上漲	上漲	20,550	21,249	8.03%		20,947	
LPB	9,500	上漲	下跌	9,100	8,933	4.40%		9,825	
LSS	6,040	下跌	下跌		6,257			7,068	
MBB	22,500	上漲	上漲	22,550	21,886	-0.22%	21,850	19,807	2.97%
MPC	46,000	下跌	上漲		46,949		47,500	39,995	-3.16%
MSN	88,600	上漲	上漲	82,300	87,131	7.65%	89,000	79,754	-0.45%
MSR	21,000	上漲	上漲	20,900	19,657	0.48%		20,804	
MWG	89,000	下跌	下跌		89,775			92,376	
NDN	14,300	上漲	上漲	12,500	13,156	14.40%		13,356	
NKG	7,300	下跌	下跌		7,843			7,821	
NLG	27,750	上漲	下跌	26,100	26,167	6.32%		28,488	
NT2	29,400	下跌	上漲		29,659		25,900	26,915	13.51%
NTL	18,450	下跌	上漲		18,868		10,450	16,285	76.56%
NVL	61,900	上漲	下跌	62,500	58,538	-0.96%		63,950	
OIL	14,600	下跌	下跌		15,047			16,188	
PAC	39,100	上漲	下跌	38,000	37,250	2.89%		40,367	
PC1	24,500	下跌	下跌		24,531			25,195	
PDR	29,000	上漲	上漲	26,150	27,179	10.90%		27,684	
PHR	49,000	上漲	上漲	29,300	46,312	67.24%	24,000	37,920	104.17%
PLX	61,200	上漲	上漲	60,400	59,411	1.32%		60,986	
PNJ	104,200	上漲	上漲	102,000	97,584	2.16%		101,983	
POW	16,600	下跌	上漲		17,085		16,550	14,933	0.30%
PPC	25,600	上漲	上漲	18,550	24,410	38.01%	19,700	21,317	29.95%
PTB	63,900	上漲	上漲	60,200	61,802	6.15%	64,000	56,808	-0.16%
PVD	18,450	上漲	上漲	15,500	17,877	19.03%	18,500	17,923	-0.27%
PVI	35,300	上漲	上漲	32,900	34,101	7.29%	33,000	30,966	6.97%

買進



We Create Fortune

PVS	21,300	上漲	上漲	18,900	20,848	12.70%		21,100	17,746	0.95%	
PXS	4,650	上漲	下跌	4,280	4,565	8.64%			4,840		
QNS	44,700	上漲	上漲	44,500	43,194	0.45%		41,500	3,507	7.71%	
REE	34,500	上漲	上漲	34,500	33,292	0.00%		35,100	30,697	-1.71%	
SAB	253,000	上漲	上漲	252,000	239,300	0.40%		245,000	227,704	3.27%	
SAM	7,500	上漲	上漲	7,090	7,254	5.78%		7,400	6,782	1.35%	
SCR	7,690	下跌	下跌		7,918				8,128		
SHI	8,140	上漲	上漲	6,850	8,067	18.83%		6,990	7,199	16.45%	
SJS	23,350	上漲	上漲	18,800	20,789	24.20%		18,100	18,742	29.01%	
SKG	15,150	上漲	下跌	15,400	14,777	-1.62%			17,149		
SSI	29,450	上漲	上漲	26,900	28,179	9.48%			29,029		
STB	13,000	下跌	上漲		13,075			13,000	11,486	0.00%	
TCB	26,900	下跌	下跌		27,296				N/A		
TCM	33,150	上漲	上漲	24,350	31,318	36.14%		28,000	25,587	18.39%	
TDH	11,600	上漲	上漲	10,300	11,327	12.62%		11,650	9,685	-0.43%	
TLH	5,560	上漲	下跌	5,000	5,144	11.20%			5,686		
TNG	23,800	上漲	上漲	18,000	21,804	32.22%		12,000	16,238	98.33%	
VCB	67,000	上漲	上漲	64,800	62,329	3.40%		62,000	56,207	8.06%	
VCG	28,800	上漲	上漲	25,100	26,987	14.74%		19,200	22,974	50.00%	
VFG	38,500	上漲	上漲	38,500	38,487	0.00%	買進	34,394	34,815	11.94%	
VGC	21,700	上漲	上漲	16,300	20,558	33.13%		19,100	18,360	13.61%	
VGT	12,500	上漲	下跌	11,600	11,884	7.76%			13,091		
VHC	91,200	下跌	下跌		97,269				105,200		
VHM	94,000	下跌	上漲		95,528			80,000	79,248	17.50%	
VIB	19,700	上漲	上漲	18,000	18,819	9.44%			19,666		
VIC	118,800	上漲	上漲	109,100	115,164	8.89%		112,000	104,016	6.07%	
VIP	6,720	上漲	下跌	7,000	6,546	-4.00%		7,350	6,867	-6.57%	
VJC	118,400	下跌	下跌		123,327				130,367		
VND	18,250	上漲	下跌	16,800	17,128	8.63%			18,694		
VNG	22,800	上漲	上漲	18,301	22,384	24.58%		16,008	20,392	42.43%	
VNM	137,200	下跌	上漲		143,842			140,200	132,859	-2.14%	
VPB	21,700	上漲	下跌	20,200	20,961	7.43%			22,887		
VPI	41,500	下跌	下跌		41,972				43,124		
VRC	17,900	上漲	下跌	18,400	17,325	-2.72%			19,388		
VRE	38,000	上漲	上漲	30,400	35,200	25.00%		35,000	29,425	8.57%	
VSC	44,000	上漲	下跌	42,700	43,004	3.04%			45,128		



We Create Fortune

胡志明市交易所 (HSX)

	收盤	漲跌%
VNI	1,009.56	0.41%
VN30	935.62	0.02%
VN Mid	1,028.33	0.38%
VN Small	840.76	0.63%

河內交易所 (HSX)

	收盤	漲跌%
HNI	110.02	0.18%
HN30	201.32	0.12%
VNX AllSh	909.73	0.16%

UPCOM 市場 (UPCoM)

	收盤	漲跌%
UPCoM	57.09	0.56%

外資交易	成交值(十億盾)	
買進進	879.29	
賣出	902.37	
買進賣超	(23.08)	

外資交易	成交值(十億盾)	
買進進	9.71	
賣出	19.16	
買進賣超	-9.45	

外資交易	成交值(十億盾)	
買進進	34.90	
賣出	31.11	
買進賣超	3.78	

上漲排名/股碼	漲跌(VND)	漲跌%
GTN	1100	6.88%
OGC	340	6.87%
SJS	1500	6.86%
TTF	240	6.84%
ITA	200	6.83%

上漲排名/股碼	漲跌(VND)	漲跌%
HUT	300	7.69%
VCG	400	1.41%
SHS	100	0.83%
VGC	100	0.46%
VC3	100	0.45%

上漲排名/股碼	漲跌(VND)	漲跌%
ILS	2100	14.69%
C4G	700	8.54%
IDC	1800	8.49%
VGI	1800	7.86%
SDI	4600	7.37%

下跌排名/股碼	漲跌(VND)	漲跌%
YEG	-9600	-6.99%
HVG	-230	-3.33%
VPH	-200	-3.13%
NBB	-450	-2.42%
VHC	-2100	-2.25%

下跌排名/股碼	Giá trị thay đổi (VND)	漲跌%
MBS	-500	-3.09%
TVC	-300	-2.21%
DGC	-900	-2.09%
VCS	-900	-1.35%
NRC	-400	-1.27%

下跌排名/股碼	漲跌(VND)	漲跌%
VGG	-700	-1.14%
GEG	-200	-1.08%
VIB	-200	-1.01%
VTP	-1700	-0.86%
MSR	-100	-0.47%

\*備註：市值>5,000 億盾；成交值>15 億盾

市值排名/股碼	十億盾	
VIC	375,015	
VHM	314,854	
VCB	241,819	
VNM	240,837	
GAS	194,457	

市值排名/股碼	十億盾	
ACB	39,161	
VCG	12,545	
VCS	10,490	
PVS	10,228	
VGC	9,684	

市值排名/股碼	十億盾	
ACV	188,056	
VEA	67,160	
MCH	60,746	
HVN	58,046	
VGI	51,448	

交易量排名/股碼	成交值	30 日均
ITA	15,233,080	4,788,911
STB	8,357,660	4,596,691
FLC	5,454,430	10,730,559
DLG	4,845,600	2,735,600
CTG	4,654,370	7,032,285

交易量排名/股碼	成交值	30 日均
HUT	8,453,652	2,404,287
SHB	6,109,005	8,560,468
ART	3,590,957	2,301,411
PVS	3,063,071	4,223,280
ACB	2,333,220	2,712,124

交易量排名/股碼	成交值	30 日均
BSR	1,658,266	1,882,660
HVN	1,513,729	1,072,599
VGI	1,324,625	500,261
PXL	1,077,574	530,146
LPB	1,073,297	1,137,184

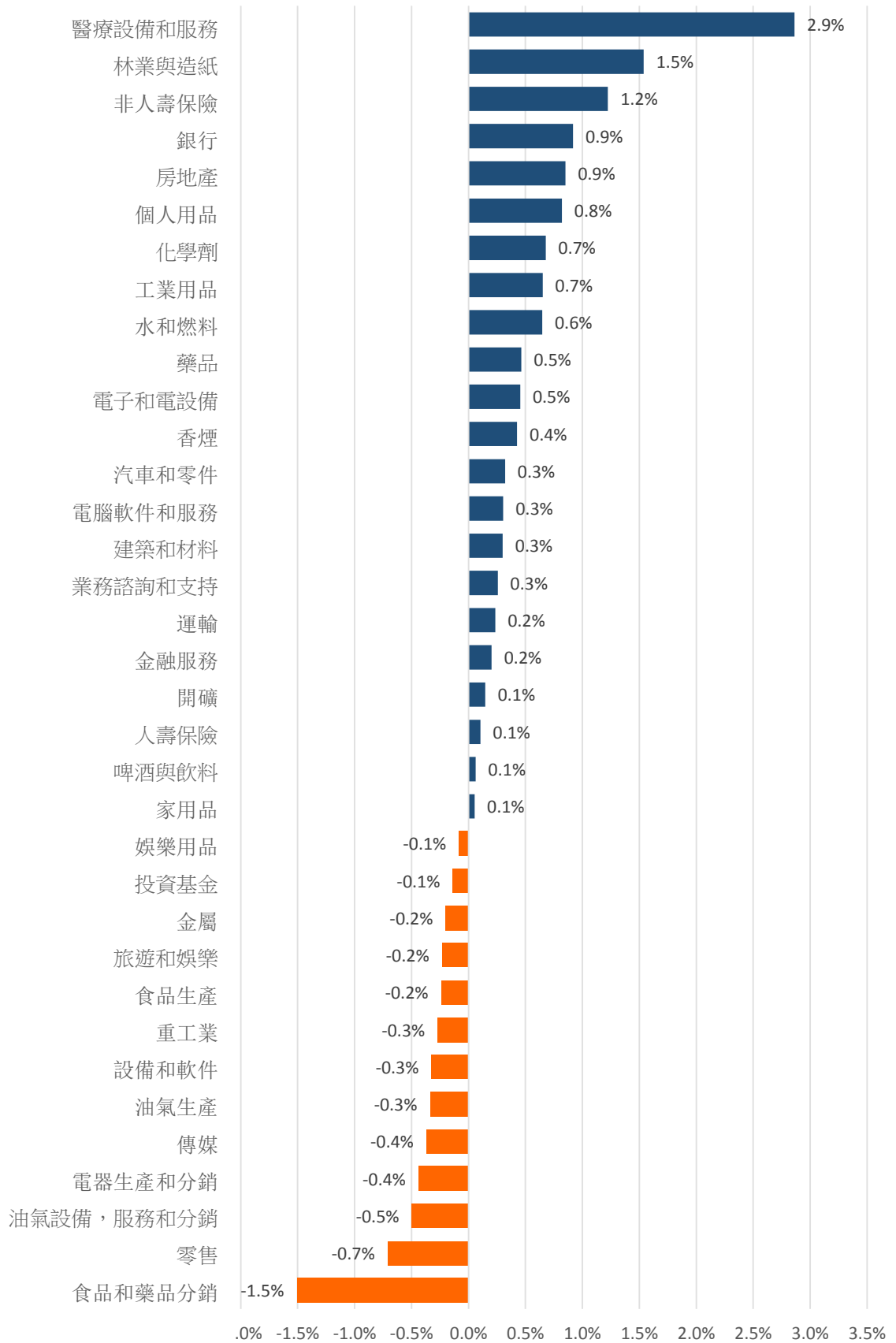
資料源: Bloomberg & Yuanta Research

資料源: Bloomberg & Yuanta Research

資料源: Bloomberg & Yuanta Research

We Create Fortune

## 各行業板塊的交易走勢



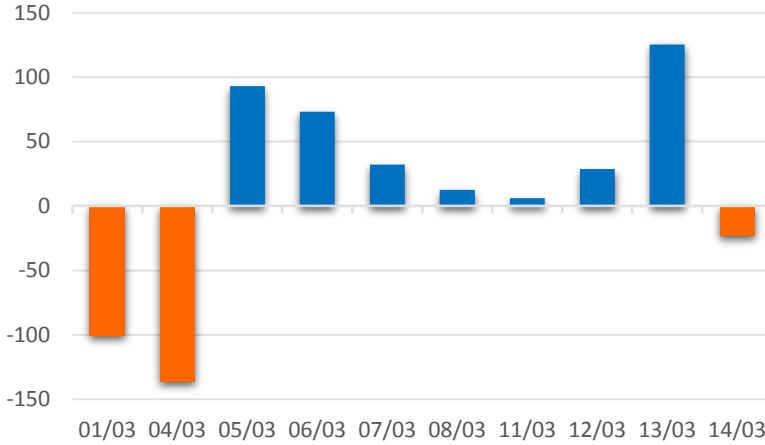
資料源: FiinPro – YSVN



We Create **Fortune**

## 外資買進賣統計

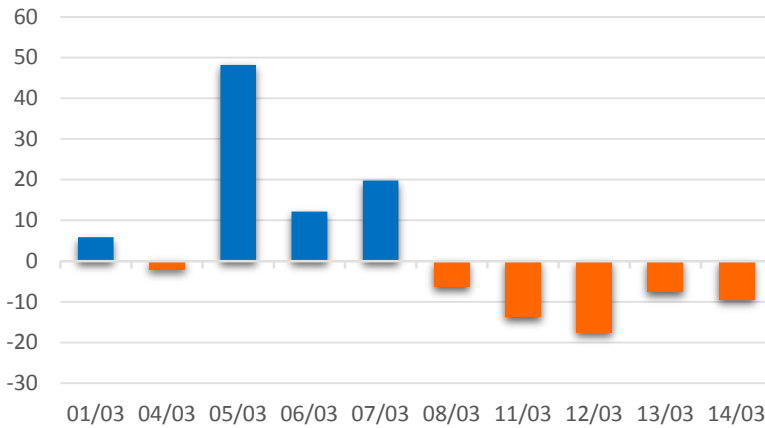
### HSX 外資每日買/賣超



證券代碼	買超金額 (百萬盾)	證券代碼	賣超金額 (百萬盾)
<b>VCB</b>	88,642	<b>SBT</b>	97,142
<b>VIC</b>	50,225	<b>VNM</b>	72,242
<b>VRE</b>	48,581	<b>HPG</b>	43,600
<b>TDM</b>	45,180	<b>DHG</b>	40,147
<b>E1VFN30</b>	23,549	<b>VJC</b>	39,141

HSX 外資買/賣 超的前 5 名

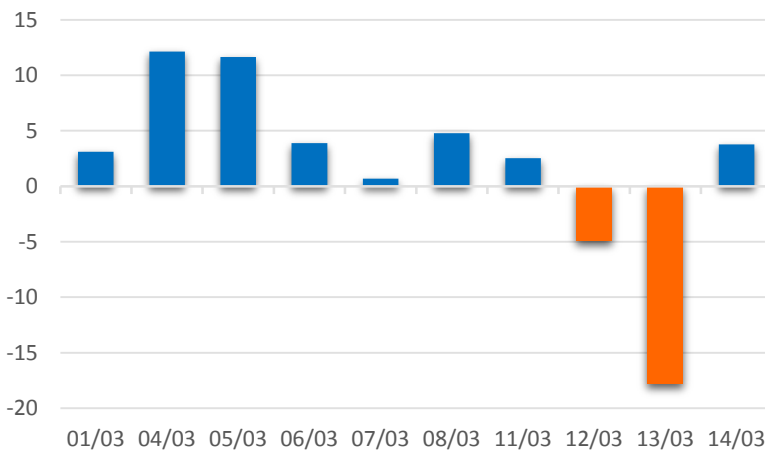
### HNX 外資每日買/賣超



證券代碼	買超金額 (百萬盾)	證券代碼	賣超金額 (百萬盾)
<b>SHB</b>	6,692	<b>PVS</b>	11,150
<b>ART</b>	869	<b>NDN</b>	1,958
<b>DGC</b>	477	<b>NTP</b>	890
<b>IDV</b>	295	<b>INN</b>	645
<b>TTZ</b>	221	<b>PLC</b>	582

HNX 外資買/賣 超的前 5 名

### Upcom 外資每日買/賣超



證券代碼	買超金額 (百萬盾)	證券代碼	賣超金額 (百萬盾)
<b>QNS</b>	6,610	<b>BSR</b>	2,074
<b>VTP</b>	2,060	<b>HVN</b>	1,160
<b>VEA</b>	718	<b>MSR</b>	656
<b>ICC</b>	153	<b>VGI</b>	480
<b>VGG</b>	55	<b>NTC</b>	451

UPCOM 外資買/賣 超的前 5 名

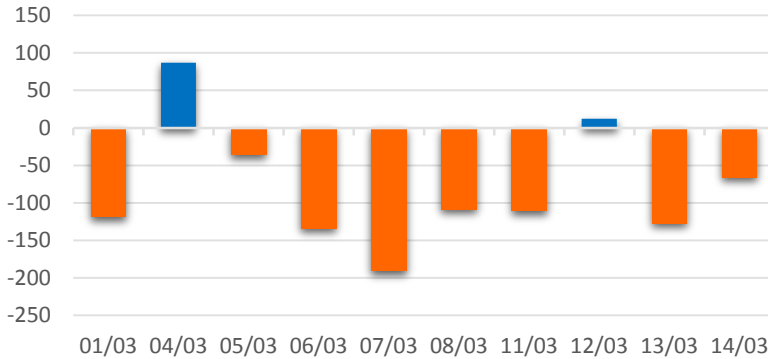




We Create **Fortune**

## 自營進出統計

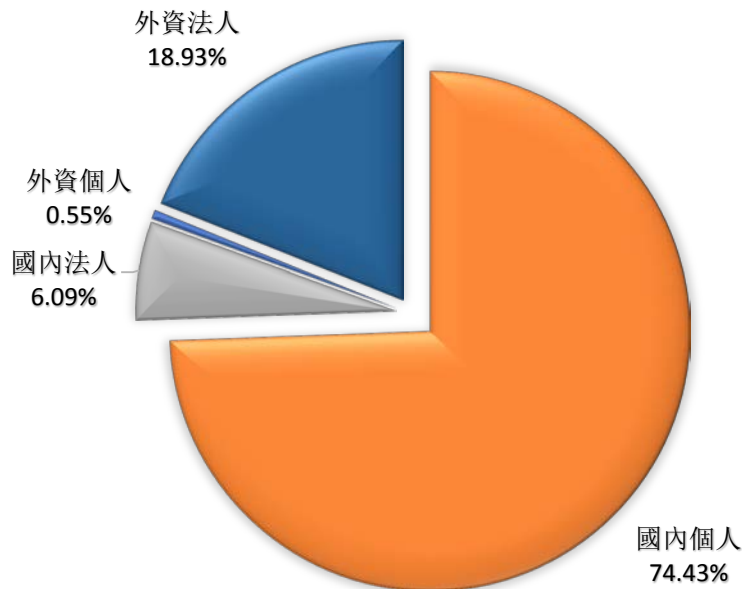
券商自營交易每日買/賣超 (bil. VND)



股票代碼	買進金額 (百萬盾)	股票代碼	賣出金額 (百萬盾)
THI	25,380	VHM	123,355
VHM	16,646	E1VFN30	23,498
MBB	11,864	VCB	4,655
VIC	11,008	VIC	4,161
REE	6,932	SSI	2,801

券商自營交易最大前名

## 越南證券市場投資人類別統計

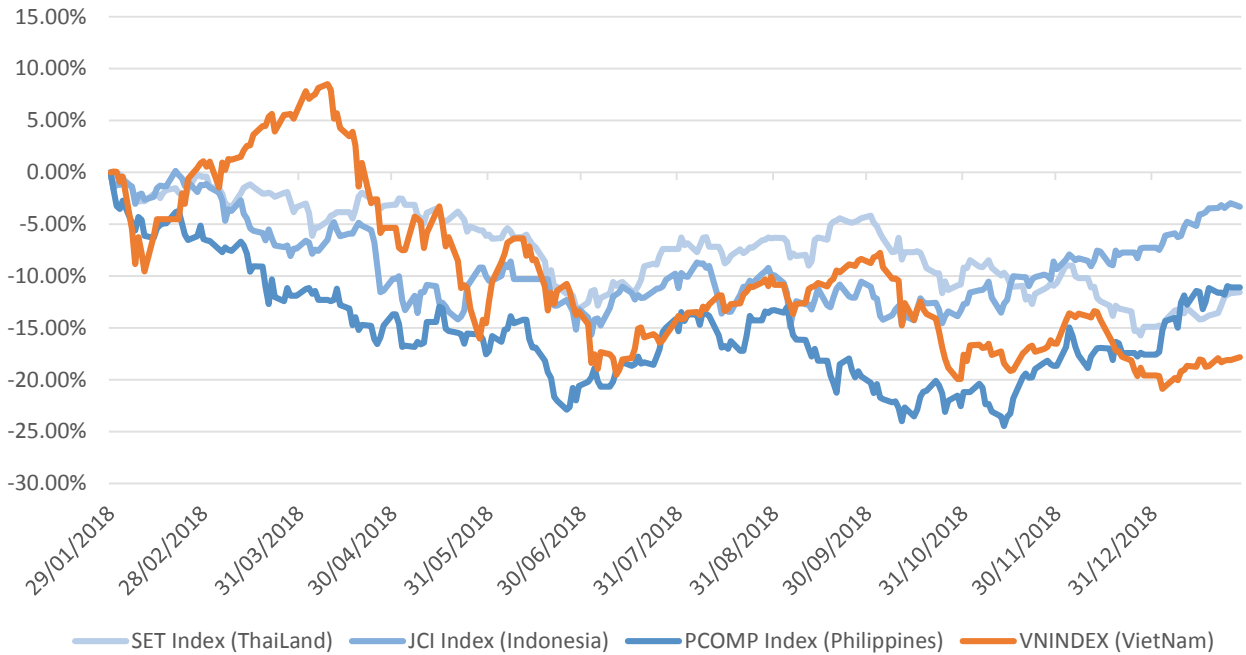


資料源: FiiPro – YSVN



We Create Fortune

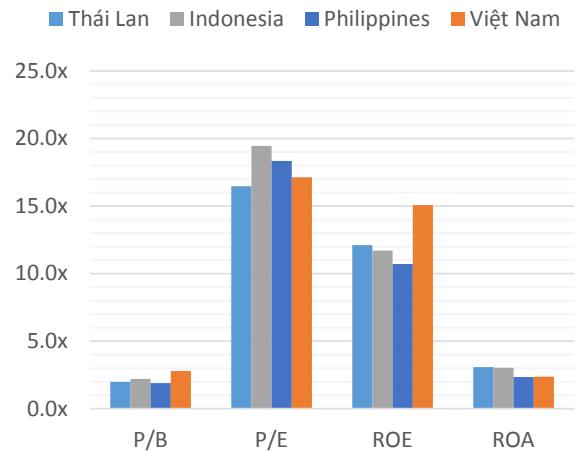
## 東南亞主要市場走勢比較



東南亞主要市場數據

		Thailand	Indonesia	Philippines	Vietnam
P/B		2.0x	2.2x	1.9x	2.8x
P/E		16.5x	19.5x	18.3x	17.1x
ROE	%	12.11	11.70	10.72	15.08
ROA	%	3.08	3.04	2.36	2.38
指數市值	Bil.USD	519.50	431.00	164	137.00
日成交	Mil.USD	1.40	0.28	0.05	0.15
股息殖利率	%	3.16	2.33	1.65	2.11

BloomBerg & YSVN





We Create **Fortune**

## 元大證券（越南）股份公司

### 個人客戶分析部

**Nguyễn Thế Minh**

研究分析經理

+84 28 3622 6868 ext 3826

minh.nguyen@yuanta.com.vn

**Quách Đức Khánh**

高級分析專員

+84 28 3622 6868 ext 3833

khanh.quach@yuanta.com.vn

**Nguyễn Trịnh Ngọc Hồng**

分析專員

+84 28 3622 6868 ext 3832

hong.nguyen@yuanta.com.vn

### 個人客戶業務部

**Nguyễn Thanh Tùng**

總公司業務經理

+84 28 3622 6868 ext 3609

tung.nguyen@yuanta.com.vn

**Chung Kim Hoa**

華人客戶部經理

+84 28 3622 6868 ext 3828

hoa.chung@yuanta.com.vn

**Phù Vĩnh Quế**

堤岸分行經理

+84 28 3622 6868

que.phu@yuanta.com.vn

**Nguyễn Việt Quang**

河內分行經理

+84 28 3622 6868 ext 3404

quang.nguyen@yuanta.com.vn

**Võ Thị Thu Thủy**

平陽分行經理

+84 28 3622 6868 ext 3505

thuy.vo@yuanta.com.vn

**Bùi Quốc Phong**

同奈分行經理

+84 28 3622 6868

phong.bui@yuanta.com.vn

**Nguyễn Đức Hoàn**

河內南部營業中心經理

+84 28 3622 6868 ext 3409

hoan.nguyen@yuanta.com.vn



We Create **Fortune**

## Appendix A: Important Disclosures

### Analyst Certification

Each research analyst primarily responsible for the content of this research report, in whole or in part, certifies that with respect to each security or issuer that the analyst covered in this report: (1) all of the views expressed accurately reflect his or her personal views about those securities or issuers; and (2) no part of his or her compensation was, is, or will be, directly or indirectly, related to the specific recommendations or views expressed by that research analyst in the research report.

### Ratings Definitions

**BUY:** We have a positive outlook on the stock based on our expected absolute or relative return over the investment period. Our thesis is based on our analysis of the company's outlook, financial performance, catalysts, valuation and risk profile. We recommend investors add to their position.

**HOLD-Outperform:** In our view, the stock's fundamentals are relatively more attractive than peers at the current price. Our thesis is based on our analysis of the company's outlook, financial performance, catalysts, valuation and risk profile.

**HOLD-Underperform:** In our view, the stock's fundamentals are relatively less attractive than peers at the current price. Our thesis is based on our analysis of the company's outlook, financial performance, catalysts, valuation and risk profile.

**SELL:** We have a negative outlook on the stock based on our expected absolute or relative return over the investment period. Our thesis is based on our analysis of the company's outlook, financial performance, catalysts, valuation and risk profile. We recommend investors reduce their position.

**Under Review:** We actively follow the company, although our estimates, rating and target price are under review.

**Restricted:** The rating and target price have been suspended temporarily to comply with applicable regulations and/or Yuanta policies.

Note: Yuanta research coverage with a Target Price is based on an investment period of 12 months. Greater China Discovery Series coverage does not have a formal 12 month Target Price and the recommendation is based on an investment period specified by the analyst in the report.

### Global Disclaimer

© 2018 Yuanta. All rights reserved. The information in this report has been compiled from sources we believe to be reliable, but we do not hold ourselves responsible for its completeness or accuracy. It is not an offer to sell or solicitation of an offer to buy any securities. All opinions and estimates included in this report constitute our judgment as of this date and are subject to change without notice.

This report provides general information only. Neither the information nor any opinion expressed herein constitutes an offer or invitation to make an offer to buy or sell securities or other investments. This material is prepared for general circulation to clients and is not intended to provide tailored investment advice and does not take into account the individual financial situation and objectives of any specific person who may receive this report. Investors should seek financial advice regarding the appropriateness of investing in any securities, investments or investment strategies discussed or recommended in this report. The information contained in this report has been compiled from sources believed to be reliable but no representation or warranty, express or implied, is made as to its accuracy, completeness or correctness. This report is not (and should not be construed as) a solicitation to act as securities broker or dealer in any jurisdiction by any person or company that is not legally permitted to carry on such business in that jurisdiction.

Yuanta research is distributed in the United States only to Major U.S. Institutional Investors (as defined in Rule 15a-6 under the Securities Exchange Act of 1934, as amended and SEC staff interpretations thereof). All transactions by a US person in the securities mentioned in this report must be effected through a registered broker-dealer under Section 15 of the Securities Exchange Act of 1934, as amended. Yuanta research is distributed in Taiwan by Yuanta Securities Investment Consulting. Yuanta research is distributed in Hong Kong by Yuanta Securities (Hong Kong) Co. Limited, which is licensed in Hong Kong by the Securities and Futures Commission for regulated activities, including Type 4 regulated activity (advising on securities). In Hong Kong, this research report may not be redistributed, retransmitted or disclosed, in whole or in part or any form or manner, without the express written