

市場走勢 2019/05/27

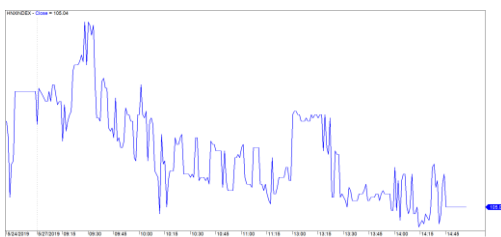
市場指數	VNI	HNI	UPCOM
收盤	975.14	105.04	55.25
%日	0.53%	-0.33%	-0.04%
%週	-1.21%	-1.19%	-0.11%
%月	-0.46%	-2.25%	-1.74%
%年	1.17%	-8.25%	3.99%
<b>成交值(十億盾)</b>			
當日	3,024	267	202
日均量/週	4,861	419	438
日均量/月	3,973	440	283
<b>外資進出</b>			
買進	596.35	4.73	15.65
賣出	529.54	1.85	15.03
買賣超	66.80	2.88	0.62
<b>市場漲跌家數</b>			
上漲	140	68	202
下跌	151	75	97
持平	93	236	571
<b>市場指標</b>			
P/E	16.74	9.48	16.70
總市值 (兆盾)	3,270	192	931
股息殖利率	4.71%	4.15%	7.73%

資料源: Bloomberg – YSVN

VNINDEX



HNIINDEX



市場走勢

地區股市走勢，上證綜合指數上漲 1.38%，而日經 225 指數上漲 0.31%，恆生和 KOSPI 指數較前一盤沒有太大變化。

經前一盤大幅下挫後，VN-Index 在開盤時回調。收盤，VN-Index 上漲 0.53%，收於 975.14 點，而 HNX 指數下跌 0.33%，收於 105.04 點，Upcom 指數收跌。

復甦勢頭主要來自藍籌股，顯著為 VNM (2.7%)，SAB (1.5%)，MSN (1.4%)，VCB (1.4%)，GAS (1.1%)，HSG 交易較活躍，流動性超越 20 日均線，且價格上漲 1.7%。相反，PVD 繼續處於調整趨勢，外資強勁拋售該股。VN30 指數漲幅最大，為 0.53%，而 VNMid 指數小幅上漲，VNSmall 指數小幅下跌。各股票板塊的現金流顯著萎縮，市場流動性僅達 2.55 兆越盾。

外資在三大證交所上買超共 700 億越盾。VJC，VNM，PLX 獲買入最多，而 PVD 和 HPG 繼續遭拋售。

短線市場觀點

我們預計市場可能會繼續回調至 VN-Index 的 980 點，且這種回調幅度相對較低，交易量仍較少。同時，市場仍處於累積期，這狀態可能在未來數盤繼續出現，表明現金流在各股票板塊之間可能會存在分歧。此外，投資者心態仍未完全樂觀，股票比例繼續小幅下降，但降幅不大。

我們對兩大股指的評價仍維持短期趨勢下跌，阻力區位於 VN-Index 的 995.24 點和 HNX 指數的 107.20 點。因此，我們建議短線投資者可重組其投資組合，我們認為短線投資機會仍然存在，且投資者宜關注每支股票的走勢。

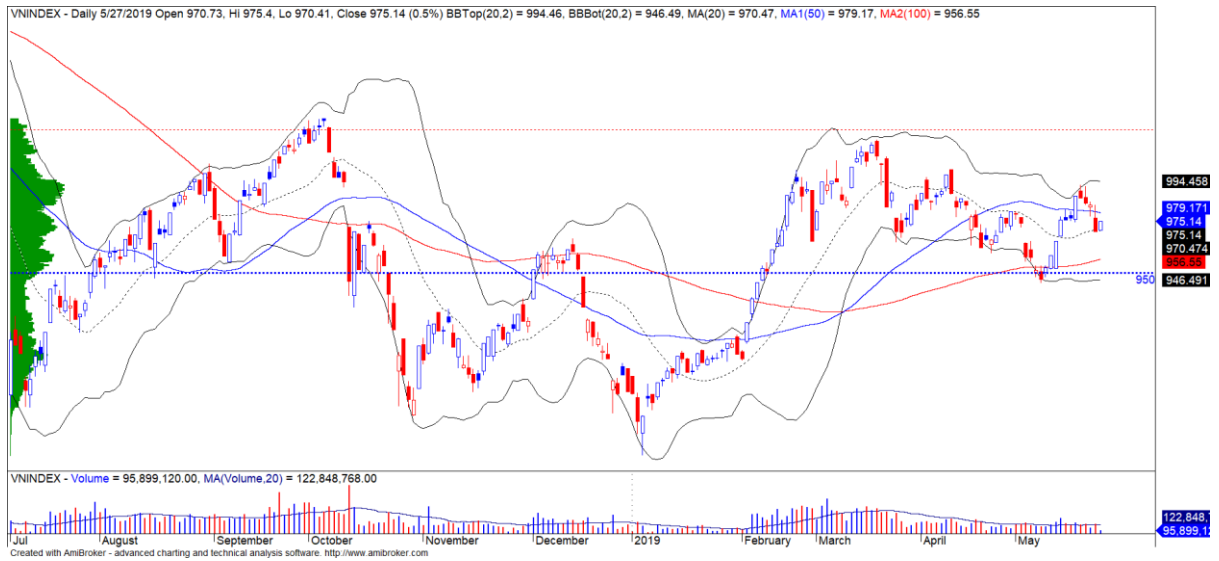
建議短線投資比重：54% 股票 / 46% 現金

(股票趨勢追蹤圖在下一頁內更新)



We Create Fortune

### 技術分析圖



指數技術分析圖 VN-Index



指數技術分析圖 HNX-Index

指數	短期趨勢	中期趨勢	阻力區 1	阻力區 2	支撐區 1	支撐區 2
VN-Index	下跌	上漲	1,000	1,025	965	953
HNX-Index	下跌	下跌	108	110	105	101
VN30	下跌	上漲	895	935	877	863
VNMidcaps	上漲	上漲	992	1,030	969	963
VNSmallcaps	下跌	上漲	835	845	822	804

We Create Fortune

## 股票趨勢追蹤表

股票	價格	短期趨勢	中期趨勢	短期買進價格	短期止損	暫計短期利潤%	短期訊號	中期買進價格	中期止損	暫計中期獲利%	中期訊號
AAA	17,600	下跌	上漲		18,156			16,850	16,230	4.45%	
ACB	29,000	下跌	下跌		29,635				32,308		
ACV	81,600	上漲	上漲	82,800	80,009	-1.45%		90,000	79,578	-9.33%	
ANV	32,600	上漲	上漲	26,700	30,048	22.10%		30,000	26,633	8.67%	
ASM	7,500	上漲	下跌	7,750	7,436	-3.23%			8,502		
BFC	20,900	上漲	下跌	21,800	20,332	-4.13%			24,091		
BID	32,600	下跌	上漲		33,593			33,400	31,227	-2.40%	
BMP	46,250	下跌	下跌		46,659				51,260		
BSR	13,600	上漲	下跌	14,200	13,571	-4.23%			14,995		
BVH	76,300	上漲	下跌	79,000	74,727	-3.42%			85,113		
BWE	25,400	下跌	上漲		25,657			20,000	24,073	27.00%	
CEO	11,900	上漲	下跌	12,200	11,685	-2.46%			13,256		
CII	23,350	下跌	下跌		24,014				25,491		
CMX	24,100	下跌	上漲		25,121			5,910	21,617	307.78%	
CSM	15,400	上漲	上漲	15,250	14,746	0.98%		14,390	14,225	7.02%	
CTD	114,000	下跌	下跌		119,259				131,020		
CTG	21,200	上漲	上漲	21,350	20,598	-0.70%		22,700	19,639	-6.61%	
CTI	23,400	下跌	上漲		23,735			26,850	23,186	-12.85%	賣出
CTR	27,400	下跌	N/A		29,160				4,413		
CVT	19,800	下跌	上漲		20,827			20,171	19,642	-1.84%	
DCM	8,500	下跌	下跌		8,645				9,161		
DGC	31,500	下跌	下跌		31,951				35,196		
DGW	23,000	上漲	下跌	23,100	22,464	-0.43%			24,255		
DHA	36,200	上漲	上漲	32,250	35,429	12.25%		29,100	32,428	24.40%	
DHC	40,950	上漲	上漲	40,900	39,230	0.12%		35,200	35,540	16.34%	
DHG	116,100	上漲	上漲	115,900	111,777	0.17%		93,000	109,338	24.84%	
DIG	14,000	下跌	下跌		14,761				15,955		
DPG	40,700	上漲	上漲	40,700	40,560	0.00%	買進	40,018	34,775	1.70%	
DPM	18,600	上漲	下跌	18,150	17,652	2.48%			19,712		
DPR	41,300	上漲	上漲	38,800	39,046	6.44%			40,501		
DQC	19,300	下跌	下跌		20,368				22,527		
DRC	22,400	上漲	下跌	22,000	22,354	1.82%			23,650		
DXG	19,100	下跌	下跌		19,588				22,180		
EIB	18,400	上漲	上漲	17,800	17,455	3.37%		14,700	16,280	25.17%	

We Create Fortune

FCN	14,600	下跌	上漲		15,178			16,050	13,649	-9.03%	
FMC	28,400	上漲	下跌	28,950	27,778	-1.90%			30,886		
FPT	45,250	上漲	上漲	46,000	44,104	-1.63%		46,000	41,391	-1.63%	
GAS	107,700	下跌	上漲		112,809			101,000	101,898	6.63%	
GEX	22,300	上漲	上漲	22,900	21,903	-2.62%		24,700	21,615	-9.72%	
GIL	32,650	下跌	下跌		34,051				37,019		
GMD	27,000	上漲	下跌	26,350	26,311	2.47%			27,993		
GTN	18,500	上漲	上漲	17,850	17,421	3.64%		15,000	16,369	23.33%	
GVR	11,800	上漲	上漲	12,000	10,978	-1.67%					
HAG	5,160	下跌	下跌		5,372				5,935		
HAX	13,900	下跌	下跌		14,320				15,510		
HBC	16,850	上漲	下跌	16,300	16,468	3.37%			18,315		
HCM	24,550	上漲	下跌	26,400	24,462	-7.01%			27,107		
HDB	26,950	上漲	下跌	27,600	25,807	-2.36%			29,828		
HDC	16,600	上漲	上漲	15,700	15,642	5.73%			16,575		
HDG	40,600	上漲	下跌	40,600	40,020	0.00%	買進		43,194		
HNG	15,400	上漲	下跌	15,700	15,086	-1.91%			16,554		
HPG	32,200	下跌	上漲		33,334			33,900	29,983	-5.01%	
HSG	8,300	上漲	上漲	7,700	7,851	7.79%		9,300	6,886	-10.75%	
HT1	16,450	下跌	上漲		17,753			14,800	15,465	11.15%	
HUT	3,100	下跌	下跌		3,496				4,146		
HVN	43,400	上漲	上漲	41,200	41,119	5.34%		39,000	36,722	11.28%	
KBC	14,100	上漲	下跌	14,300	13,740	-1.40%			15,013		
KDH	30,950	上漲	下跌	30,900	30,139	0.16%			32,661		
KSB	22,650	下跌	下跌		23,756				26,296		
LCG	9,990	下跌	下跌		10,621				11,817		
LDG	9,280	上漲	下跌	9,560	9,100	-2.93%			11,012		
LHG	18,950	上漲	下跌	19,350	18,403	-2.07%		19,300	18,998	-1.56%	買進
LPB	8,100	下跌	下跌		8,573				9,213		
LSS	6,200	下跌	下跌		6,232				6,647		
MBB	21,300	下跌	上漲		21,771			21,850	20,106	-2.52%	
MPC	41,400	上漲	上漲	43,000	40,373	-3.72%		47,500	39,990	-12.84%	
MSN	88,400	上漲	上漲	88,000	86,956	0.45%		89,000	80,034	-0.67%	
MSR	17,800	下跌	下跌		18,544				20,813		
MWG	87,700	上漲	上漲	87,000	85,348	0.80%		88,700	86,964	-1.13%	買進
NDN	15,200	上漲	上漲	14,100	14,190	7.80%		13,700	11,838	10.95%	
NKG	6,030	下跌	下跌		6,565				7,578		
NLG	30,850	上漲	上漲	27,650	29,805	11.57%		28,700	27,664	7.49%	
NT2	27,200	下跌	下跌	28,050	27,343	-2.52%	賣出		29,219		

We Create Fortune

NTL	24,400	上漲	上漲	19,500	23,214	25.13%		10,450	19,624	133.49%	
NVL	58,300	上漲	下跌	58,100	57,570	0.34%			62,332		
OIL	12,800	上漲	下跌	13,300	12,545	-3.76%			14,394		
PAC	37,000	上漲	下跌	38,000	36,036	-2.63%			39,387		
PC1	23,750	上漲	下跌	23,950	23,084	-0.84%			25,195		
PDR	24,700	上漲	上漲	24,100	23,934	2.49%		29,000	22,026	-14.83%	
PHR	61,600	上漲	上漲	52,000	56,291	18.46%		24,000	46,883	156.67%	
PLX	66,000	上漲	上漲	61,400	63,807	7.49%		62,400	57,196	5.77%	
PNJ	106,000	上漲	上漲	108,000	104,771	-1.85%		104,000	93,362	1.92%	
POW	15,800	上漲	上漲	15,200	14,715	3.95%		15,700	15,625	0.64%	買進
PVT	17,050	上漲	下跌	16,950	16,088	0.59%			17,615		
PPC	28,100	上漲	上漲	27,200	26,304	3.31%		19,700	24,073	42.64%	
PTB	65,800	上漲	上漲	66,100	63,577	-0.45%		64,000	56,935	2.81%	
PVB	19,200	上漲	上漲	20,100	18,902	-4.48%		20,100	16,786	-4.48%	
PVD	19,550	下跌	上漲		21,462			18,500	17,783	5.68%	
PVI	37,500	下跌	上漲		39,447			33,000	35,916	13.64%	
PVS	24,100	上漲	上漲	22,000	23,476	9.55%		21,100	20,660	14.22%	
PXS	4,960	下跌	上漲		5,479			4,850	4,262	2.27%	
QNS	31,500	下跌	下跌		33,149			41,500	36,726	-11.50%	賣出
REE	32,600	上漲	上漲	32,100	32,520	1.56%		33,325	31,114	-2.18%	
SAB	265,000	上漲	上漲	253,000	249,397	4.74%		245,000	230,068	8.16%	
SAM	7,500	下跌	上漲		7,555			7,400	7,052	1.35%	
SCR	7,100	上漲	下跌	7,250	7,086	-2.07%			7,650		
SHI	8,290	下跌	上漲		8,555			6,990	7,261	18.60%	
SJS	18,300	上漲	下跌	18,300	17,960	0.00%	買進		19,930		
SKG	14,200	上漲	下跌	13,950	13,636	1.79%			14,892		
SSI	25,350	上漲	下跌	26,100	25,154	-2.87%			27,560		
STB	11,800	上漲	上漲	12,350	11,662	-4.45%		13,000	11,486	-9.23%	
TCB	23,150	下跌	下跌	23,950	23,165	-3.28%	賣出		N/A		
TCM	30,200	上漲	下跌	30,400	29,279	-0.66%			33,791		
TDH	11,800	上漲	上漲	11,700	11,330	0.85%		11,650	10,730	1.29%	
TLH	5,050	下跌	上漲		5,245			5,390	4,797	-6.31%	
TNG	23,400	上漲	上漲	22,400	21,944	4.46%		12,000	19,317	95.00%	
VCB	67,400	上漲	上漲	67,800	66,047	-0.59%		62,000	62,992	8.71%	
VCG	26,900	下跌	上漲		27,382			19,200	23,906	40.10%	
VCS	63,100	下跌	下跌		64,129				71,706		
VGC	#N/A	#N/A	#N/A	20,000	#N/A	#N/A			33,168		
VGT	11,800	上漲	下跌	12,000	11,274	-1.67%			13,091		
VHC	93,000	上漲	下跌	93,700	90,491	-0.75%			98,373		

We Create Fortune

VHM	84,400	下跌	上漲		88,308			80,000	82,630	5.50%	
VIB	18,200	下跌	上漲		18,692			19,700	17,387	-7.61%	
VIC	115,000	上漲	上漲	113,000	113,329	1.77%		112,000	108,251	2.68%	
VIP	5,760	下跌	下跌		5,992				6,297		
VJC	120,500	上漲	下跌	114,400	116,527	5.33%			121,423		
VND	16,350	上漲	下跌	16,250	16,014	0.62%			17,819		
VNG	21,550	下跌	下跌		22,013				23,055		
VNM	134,000	下跌	下跌		136,675				139,488		
VPB	18,750	上漲	下跌	19,000	18,466	-1.32%			20,574		
VPI	40,700	下跌	下跌		41,984				43,124		
VRC	16,800	上漲	下跌	17,000	16,568	-1.18%			18,678		
VRE	35,250	上漲	上漲	36,000	34,582	-2.08%		35,000	30,770	0.71%	
VSC	37,950	上漲	下跌	37,450	36,937	1.34%			40,353		

### LARGECAPS 大型股票趨勢追蹤表

股票	價格	短期趨勢	中期趨勢	短期買進價格	短期止損	暫計短期利潤%	短期訊號	中期買進價格	中期止損	暫計中期獲利%	中期訊號
ACB	29,000	下跌	下跌		29,635				32,308		
BID	32,600	下跌	上漲		33,593			33,400	31,227	-2.40%	
BSR	13,600	上漲	下跌	14,200	13,571	-4.23%			14,995		
BVH	76,300	上漲	下跌	79,000	74,727	-3.42%			85,113		
CTG	21,200	上漲	上漲	21,350	20,598	-0.70%		22,700	19,639	-6.61%	
EIB	18,400	上漲	上漲	17,800	17,455	3.37%		14,700	16,280	25.17%	
FPT	45,250	上漲	上漲	40,997	44,104	10.37%		40,997	41,391	10.37%	
GAS	107,700	下跌	上漲		112,809			99,026	101,898	8.76%	
HDB	26,950	上漲	下跌	27,600	25,807	-2.36%			29,828		
HNG	15,400	上漲	下跌	15,700	15,086	-1.91%			16,554		
HPG	32,200	下跌	上漲		33,334			33,900	29,983	-5.01%	
HVN	43,400	上漲	上漲	41,200	41,119	5.34%		39,000	36,722	11.28%	
KDH	30,950	上漲	下跌	30,900	30,139	0.16%			32,661		
MBB	21,300	下跌	上漲		21,771			21,271	20,106	0.14%	
MSN	88,400	上漲	上漲	88,000	86,956	0.45%		89,000	80,034	-0.67%	
MWG	87,700	上漲	上漲	85,525	85,348	2.54%		88,700	86,964	-1.13%	買進
NVL	58,300	上漲	下跌	58,100	57,570	0.34%			62,332		
OIL	12,800	上漲	下跌	13,300	12,545	-3.76%			14,394		
PLX	66,000	上漲	N/A	61,400	63,807	7.49%		62,400	57,196	5.77%	
PNJ	106,000	上漲	上漲	107,800	104,771	-1.67%		103,807	93,362	2.11%	

We Create Fortune

POW	15,800	上漲	上漲	15,200	14,715	3.95%		15,700	15,625	0.64%	買進
PVS	24,100	上漲	上漲	22,000	23,476	9.55%		21,100	20,660	14.22%	
QNS	31,500	下跌	下跌		33,149				36,726		
REE	32,600	上漲	上漲	32,100	32,520	1.56%		33,325	31,114	-2.18%	
ROS	30,400	下跌	上漲		32,640			34,800	27,327	-12.64%	
SSI	25,350	上漲	下跌	26,100	25,154	-2.87%			27,560		
STB	11,800	上漲	上漲	12,350	11,662	-4.45%		13,000	11,486	-9.23%	
TCB	23,150	下跌	下跌	23,950	23,165	-3.28%	賣出		25,683		
TPB	23,800	上漲	下跌	22,500	23,190	5.78%			N/A		
VCB	67,400	上漲	上漲	67,800	66,047	-0.59%		62,000	62,992	8.71%	
VCG	26,900	下跌	上漲		27,382			18,441	23,906	45.87%	
VEA	51,800	上漲	下跌	50,000	49,394	3.60%			N/A		
VGI	28,000	上漲	下跌	25,200	24,953	11.11%			N/A		
VHM	84,400	下跌	上漲		88,308			80,000	82,630	5.50%	
VIB	18,200	下跌	上漲		18,692			19,700	17,387	-7.61%	
VIC	115,000	上漲	上漲	113,000	113,329	1.77%		112,000	108,251	2.68%	
VJC	120,500	上漲	下跌	114,400	116,527	5.33%			121,423		
VNM	134,000	下跌	下跌		136,675				139,488		
VPB	18,750	上漲	下跌	19,000	18,466	-1.32%			20,574		
VRE	35,250	上漲	上漲	34,967	34,582	0.81%		33,996	30,770	3.69%	

### MIDCAPS 中型股票趨勢追蹤表

股票	價格	短期趨勢	中期趨勢	短期買進價格	短期止損	暫計短期利潤%	短期訊號	中期買進價格	中期止損	暫計中期獲利%	中期訊號
AAA	17,600	下跌	上漲		18,156			16,850	16,230	4.45%	
ANV	32,600	上漲	上漲	25,548	30,048	27.61%		30,000	26,633	8.67%	
ASM	7,500	上漲	下跌	7,750	7,436	-3.23%			8,502		
BMP	46,250	下跌	下跌		46,659				51,260		
BWE	25,400	下跌	上漲		25,657			19,440	24,073	30.66%	
C4G	10,000	下跌	#N/A		10,639				#N/A		
CEO	11,900	上漲	下跌	12,200	11,685	-2.46%			13,256		
CII	23,350	下跌	下跌		24,014				25,491		
CRE	25,650	下跌	#N/A		25,951				#N/A		
CTI	23,400	下跌	上漲		23,735				23,186		
CTR	27,400	下跌	#N/A		29,160				#N/A		
DCM	8,500	下跌	下跌		8,645				9,161		
DHC	40,950	上漲	上漲	40,900	39,230	0.12%		35,200	35,540	16.34%	

We Create Fortune

DIG	14,000	下跌	下跌		14,761				15,955		
DPM	18,600	上漲	下跌	18,150	17,652	2.48%			19,712		
DRC	22,400	上漲	下跌	22,000	22,354	1.82%			23,650		
DXG	19,100	下跌	下跌		19,588				22,180		
E1VFN30	14,750	上漲	下跌	14,940	14,620	-1.27%			15,587		
FCN	14,600	下跌	上漲		15,178			16,050	13,649	-9.03%	
FLC	4,560	下跌	下跌		4,727				5,140		
FTM	25,150	上漲	上漲	15,400	22,756	63.31%		16,250	20,397	54.77%	
GEG	22,900	下跌	上漲		24,205			12,900	21,149	77.52%	
GEX	22,300	上漲	上漲	22,900	21,903	-2.62%		24,700	21,615	-9.72%	
GMD	27,000	上漲	下跌	26,350	26,311	2.47%			27,993		
GTN	18,500	上漲	上漲	17,850	17,421	3.64%		15,000	16,369	23.33%	
GVR	11,800	上漲	#N/A	12,000	10,978	-1.67%			#N/A		
HAG	5,160	下跌	下跌		5,372				5,935		
HBC	16,850	上漲	下跌	16,300	16,468	3.37%			18,315		
HCM	24,550	上漲	下跌	24,559	24,462	-0.04%			27,107		
HDG	40,600	上漲	下跌	40,600	40,020	0.00%	買進		43,194		
HPX	26,350	下跌	#N/A		26,808				#N/A		
HSG	8,300	上漲	上漲	7,700	7,851	7.79%		8,452	6,886	-1.80%	
HT1	16,450	下跌	上漲		17,753			14,800	15,465	11.15%	
IBC	23,900	上漲	上漲	24,500	23,745	-2.45%		24,900	22,220	-4.02%	
IDI	8,100	上漲	上漲	8,410	7,952	-3.69%		9,150	7,253	-11.48%	
IJC	10,350	上漲	下跌	10,600	9,995	-2.36%			11,501		
ITA	3,150	上漲	上漲	3,190	2,980	-1.25%		3,200	2,747	-1.56%	
KBC	14,100	上漲	下跌	14,300	13,740	-1.40%			15,013		
KSB	22,650	下跌	下跌		23,756				26,296		
LDG	9,280	上漲	下跌	9,560	9,100	-2.93%			11,012		
LPB	8,100	下跌	下跌		8,573				9,213		
MBS	15,900	上漲	#N/A	15,800	15,400	0.63%		16,000	#N/A	#N/A	
MPC	41,400	上漲	上漲	43,000	40,373	-3.72%		42,741	39,990	-3.14%	
NBB	21,800	上漲	上漲	19,300	20,076	12.95%		21,500	20,822	1.40%	買進
NKG	6,030	下跌	下跌		6,565				7,578		
NLG	30,850	上漲	上漲	27,650	29,805	11.57%		28,700	27,664	7.49%	
NT2	27,200	下跌	下跌	28,050	27,343	-2.52%	賣出		29,219		
NTC	#####	上漲	#N/A	112,000	125,312	28.13%		120,000	#N/A	#N/A	
NTL	24,400	上漲	上漲	18,346	23,214	33.00%		9,331	19,624	161.49%	
NVB	8,300	下跌	下跌	9,000	8,543	-5.08%	賣出		9,493		
OGC	4,460	上漲	下跌	4,420	4,230	0.90%			4,794		



We Create Fortune

PC1	23,750	上漲	下跌	23,950	23,084	-0.84%			25,195		
PDR	24,700	上漲	上漲	24,100	23,934	2.49%		23,595	22,026	4.68%	
PHR	61,600	上漲	上漲	52,000	56,291	18.46%		22,864	46,883	169.42%	
PPC	28,100	上漲	上漲	26,065	26,304	7.81%		17,422	24,073	61.29%	
PTB	65,800	上漲	上漲	62,774	63,577	4.82%		60,780	56,935	8.26%	
PVD	19,550	下跌	上漲		21,462			18,500	17,783	5.68%	
PVI	37,500	下跌	上漲		39,447			31,325	35,916	19.71%	
PVT	17,050	上漲	下跌	16,950	16,088	0.59%			17,615		
QCG	5,140	上漲	上漲	5,400	4,954	-4.81%		5,910	4,638	-13.03%	
SAM	7,500	下跌	上漲		7,555			7,400	7,052	1.35%	
SBT	18,050	上漲	下跌	18,300	17,654	-1.37%			19,311		
SCR	7,100	上漲	下跌	7,250	7,086	-2.07%			7,650		
SHB	7,100	下跌	下跌		7,591				8,127		
SHS	11,600	下跌	上漲		12,134			12,100	10,571	-4.13%	
SJS	18,300	上漲	下跌	18,300	17,960	0.00%	買進		19,930		
STK	25,150	上漲	上漲	23,700	23,637	6.12%		17,000	19,784	47.94%	
SZC	19,200	上漲	#N/A	16,750	16,602	14.63%			#N/A		
TCH	21,100	下跌	上漲		21,661			21,000	20,591	0.48%	
TCM	30,200	上漲	下跌	30,400	29,279	-0.66%			33,791		
TNG	23,400	上漲	上漲	22,400	21,944	4.46%		12,000	19,317	95.00%	
TTB	24,100	上漲	上漲	24,100	23,962	0.00%	買進	23,700	22,094	1.69%	
VCI	30,500	下跌	下跌		32,145				37,082		
VGT	11,800	上漲	#N/A	12,000	11,274	-1.67%			#N/A		
VHC	93,000	上漲	下跌	91,681	90,491	1.44%			98,373		
VND	16,350	上漲	下跌	16,250	16,014	0.62%			17,819		
VNG	21,550	下跌	下跌		22,013				23,055		
VPI	40,700	下跌	下跌		41,984				42,859		

### SMALLCAPS 小型股票趨勢追蹤表

股票	價格	短期趨勢	中期趨勢	短期買進價格	短期止損	暫計短期利潤%	短期訊號	中期買進價格	中期止損	暫計中期獲利%	中期訊號
AAV	10,100	下跌	#N/A		10,779			16,850	#N/A	#N/A	
AGR	3,650	下跌	上漲		3,863			3,990	3,542	-8.52%	
AMD	1,800	下跌	下跌		1,911				2,319		
APG	7,900	下跌	下跌		8,107				9,066		
ART	2,700	下跌	下跌		2,999				3,618		
BCC	8,600	上漲	上漲	9,000	8,576	-4.44%		7,700	7,657	11.69%	

We Create Fortune

BCG	6,020	下跌	上漲		6,389			6,390	5,406	-5.79%	
C69	10,200	上漲	上漲	8,800	10,112	15.91%		5,300	7,061	92.45%	
CCL	4,070	上漲	上漲	3,550	3,927	14.65%		3,460	3,576	17.63%	
CRC	15,700	下跌	下跌		16,589				19,699		
CVT	19,800	下跌	上漲		20,827			20,171	19,642	-1.84%	
DAG	6,660	下跌	下跌		6,934				7,491		
DAH	8,590	下跌	上漲		8,609			4,664	7,307	84.17%	
DGW	23,000	上漲	下跌	23,100	22,464	-0.43%			24,255		
DLG	1,390	下跌	下跌		1,520			1,730	1,395	-19.35%	
DRH	6,750	下跌	下跌		7,428				8,695		
DTD	13,900	上漲	上漲	10,400	11,967	33.65%		12,900	9,972	7.75%	
EVG	2,760	下跌	下跌		2,927				3,023		
FIT	3,310	上漲	上漲	3,310	3,257	0.00%	買進	3,640	2,853	-9.07%	
GKM	15,100	上漲	上漲	15,600	15,025	-3.21%		11,425	14,952	32.17%	
HAH	13,600	上漲	下跌	13,800	13,231	-1.45%			14,212		
HAI	1,630	下跌	下跌		1,710				2,014		
HAP	4,350	上漲	上漲	4,060	4,224	7.14%		3,670	3,579	18.53%	
HAR	3,960	上漲	上漲	3,250	3,260	21.85%		3,710	3,568	6.74%	
HCD	4,180	下跌	下跌		4,429				5,038		
HDA	11,000	下跌	上漲		11,481			10,400	10,481	5.77%	
HDC	16,600	上漲	上漲	15,700	15,642	5.73%			16,575		
HHP	18,000	上漲	#N/A	16,400	17,941	9.76%			#N/A		
HHS	3,600	下跌	下跌		3,754				4,056		
HII	12,700	下跌	下跌		13,397				15,093		
HQC	1,380	下跌	下跌		1,452				1,542		
HSL	9,900	上漲	下跌	9,600	9,737	3.13%			11,235		
HUT	3,100	下跌	下跌		3,496				4,146		
HVG	3,950	下跌	下跌		4,517				5,973		
HVH	26,100	下跌	#N/A		27,161				#N/A		
JVC	3,070	下跌	上漲		3,243			3,280	2,981	-6.40%	
KLF	1,600	下跌	下跌		1,849				2,006		
KMR	3,240	下跌	上漲		3,340			3,680	2,649	-11.96%	
LCG	9,990	下跌	下跌		10,621				11,817		
LGL	9,750	下跌	上漲		10,057			7,113	8,529	37.07%	
LHG	18,950	上漲	下跌	17,862	18,403	6.09%		19,300	18,998	-1.56%	買進
LMH	13,100	上漲	#N/A	12,400	12,483	5.65%			#N/A		
MST	3,800	下跌	下跌		4,582				5,089		
NDN	15,200	上漲	上漲	14,100	14,190	7.80%		13,104	11,838	15.99%	
PHC	13,200	上漲	上漲	13,800	12,959	-4.35%		14,450	12,650	-8.65%	

We Create Fortune

PVB	19,200	上漲	上漲	20,100	18,902	-4.48%		20,100	16,786	-4.48%	
PVC	7,300	上漲	上漲	7,400	7,020	-1.35%		7,100	6,199	2.82%	
PXL	7,100	上漲	下跌	6,400	5,992	10.94%			7,604		
PXS	4,960	下跌	上漲		5,479			4,850	4,262	2.27%	
QBS	3,440	上漲	下跌	3,350	3,163	2.69%			3,619		
SFG	16,950	上漲	上漲	15,550	16,381	9.00%		11,494	13,188	47.47%	
SHI	8,290	下跌	上漲		8,555			6,233	7,261	33.01%	
SJF	3,830	下跌	下跌		4,117				5,369		
SKG	14,200	上漲	下跌	13,950	13,636	1.79%			14,892		
TDH	11,800	上漲	上漲	11,700	11,330	0.85%		11,650	10,730	1.29%	
TIG	3,400	下跌	上漲		3,711			3,200	3,029	6.25%	
TLD	5,900	上漲	下跌	6,020	5,849	-1.99%			6,758		
TLH	5,050	下跌	上漲		5,245			5,850	4,797	-13.68%	
TNI	10,350	下跌	下跌		11,017				12,167		
TTF	3,450	上漲	上漲	3,690	3,323	-6.50%		3,990	3,028	-13.53%	
TTH	4,500	下跌	上漲		4,732			5,273	4,217	-14.66%	
TVB	17,900	下跌	下跌		19,491				20,422		
TVC	13,000	上漲	上漲	13,700	12,791	-5.11%		9,400	12,451	38.30%	
VC3	23,000	上漲	上漲	23,100	22,538	-0.43%		22,000	21,070	4.55%	
VCR	22,800	上漲	上漲	13,300	18,701	71.43%		3,900	11,317	484.62%	
VNE	4,120	下跌	上漲		4,305			4,650	3,958	-11.40%	
VPG	22,600	上漲	上漲	17,583	20,917	28.53%		20,456	16,505	10.48%	
VRC	16,800	上漲	下跌	17,000	16,568	-1.18%			18,678		
YBM	10,500	下跌	下跌		11,558				13,685		



We Create Fortune

胡志明市交易所 (HSX)

	收盤	漲跌%
VNI	975.14	0.53%
VN30	889.2	0.53%
VN Mid	980.1	0.06%
VN Small	818.68	-0.11%

河內交易所 (HSX)

	收盤	漲跌%
HNI	105.04	-0.33%
HN30	193.75	0.28%
VNX AllSh	864.8	0.46%

UPCOM 市場 (UPCoM)

	收盤	漲跌%
UPCoM	55.25	-0.04%

外資交易	成交值(十億盾)	
買進	596.35	
賣出	529.54	
買超/賣超	66.8	

外資交易	成交值(十億盾)	
買進	4.73	
賣出	1.85	
買超/賣超	2.88	

外資交易	成交值(十億盾)	
買進	15.65	
賣出	15.03	
買超/賣超	0.62	

上漲排名/股碼	漲跌(VND)	漲跌%
FTM	1600	6.79%
CMG	2200	6.47%
SZC	900	4.92%
TRC	1100	4.28%
PHR	2400	4.05%

上漲排名/股碼	漲跌(VND)	漲跌%
L14	1200	2.77%
VCR	500	2.24%
VCS	1200	1.94%
TV2	2300	1.46%
PVS	300	1.26%

上漲排名/股碼	漲跌(VND)	漲跌%
NTC	8100	5.98%
HND	400	3.39%
VGI	800	2.94%
IDC	400	2.06%
BSA	300	1.95%

下跌排名/股碼	漲跌(VND)	漲跌%
NKG	-280	-4.44%
DRC	-800	-3.45%
SRC	-850	-3.15%
ILB	-600	-2.80%
HT1	-400	-2.37%

下跌排名/股碼	漲跌(VND)	漲跌%
NVB	-400	-4.60%
TVC	-200	-1.52%
BCC	-100	-1.15%
VC3	-200	-0.86%
ACB	-200	-0.68%

下跌排名/股碼	漲跌(VND)	漲跌%
VLB	-2000	-6.06%
VCW	-800	-2.37%
LPB	-100	-1.22%
SDI	-800	-1.11%
C4G	-100	-0.99%

\*備註：市值>5,000 億盾；成交值>15 億盾

市值排名/股碼	十億盾	
VIC	394,443	
VHM	283,034	
VCB	246,640	
VNM	227,252	
GAS	203,836	

市值排名/股碼	十億盾	
ACB	36,417	
VCG	11,882	
PVS	11,376	
VCS	9,706	
PVI	8,690	

市值排名/股碼	十億盾	
ACV	177,171	
VEA	69,285	
VGI	61,007	
MCH	59,773	
GVR	46,288	

交易量排名/股碼	成交值	30 日均
ITA	12,284,000	2,801,631
ROS	11,272,340	10,636,220
EIB	6,816,260	2,195,530
HSG	6,755,500	2,967,203
SAM	5,506,459	1,630,568

交易量排名/股碼	成交值	30 日均
SHB	2,308,990	3,937,136
PVS	1,835,814	4,100,985
MPT	1,509,500	585,591
NVB	1,497,300	2,102,383
HUT	1,414,625	1,318,436

交易量排名/股碼	成交值	30 日均
BSR	1,014,950	2,309,880
VGI	837,225	570,444
VIB	769,414	236,929
LPB	660,807	863,812
VLB	532,200	1,789

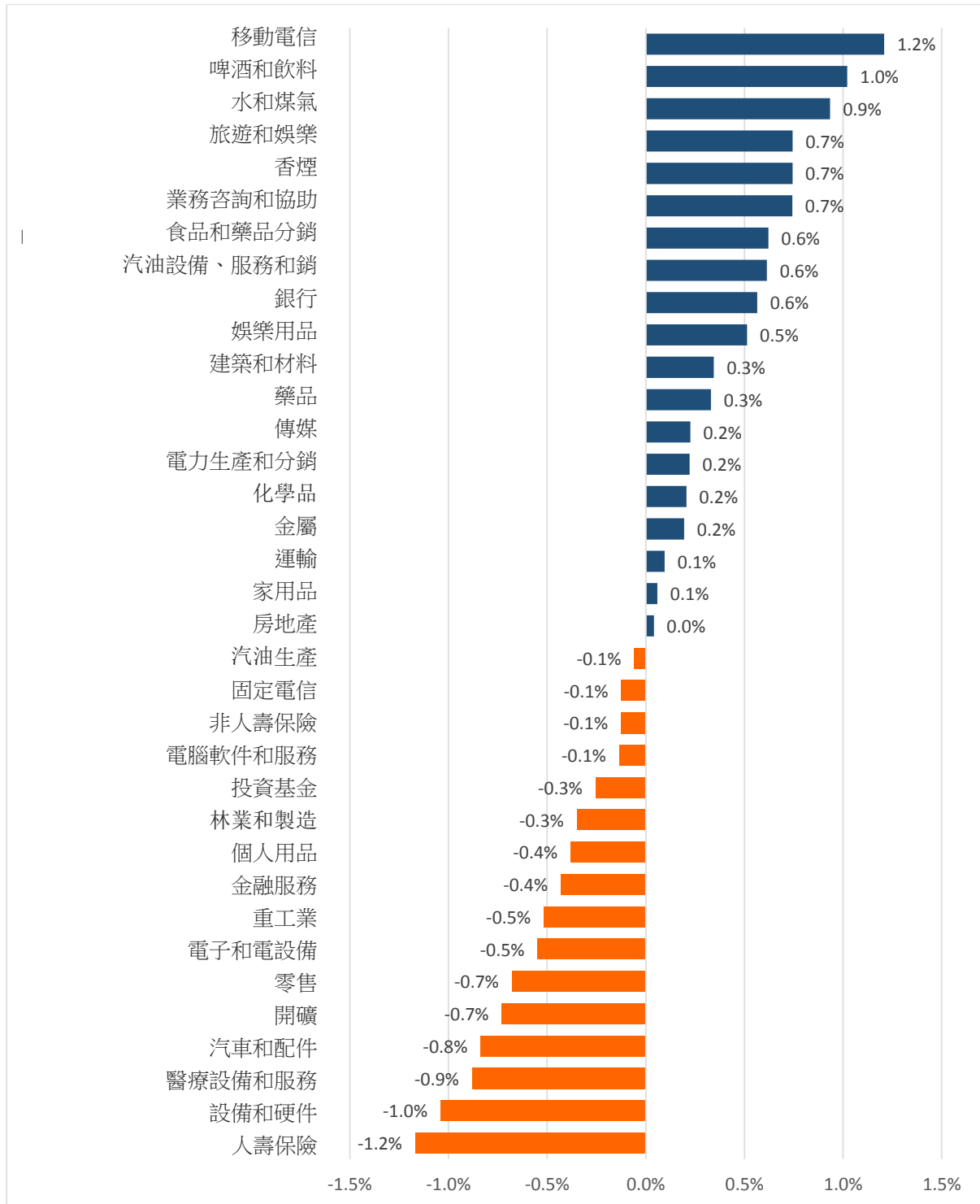
資料源: Bloomberg & Yuanta Research

資料源: Bloomberg & Yuanta Research

資料源: Bloomberg & Yuanta Research

We Create Fortune

## 各行業板塊的交易走勢



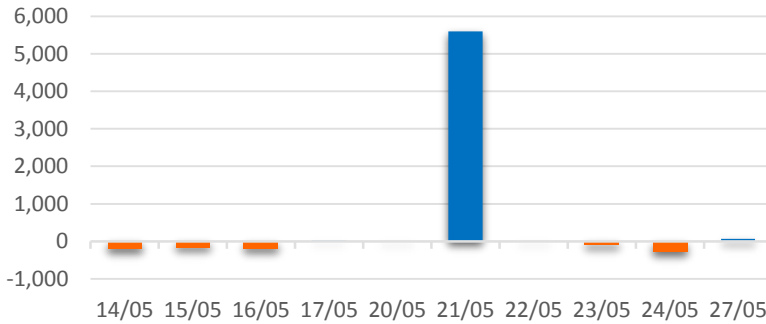
資料源: FiinPro – YSVN



We Create Fortune

## 外資買進賣統計

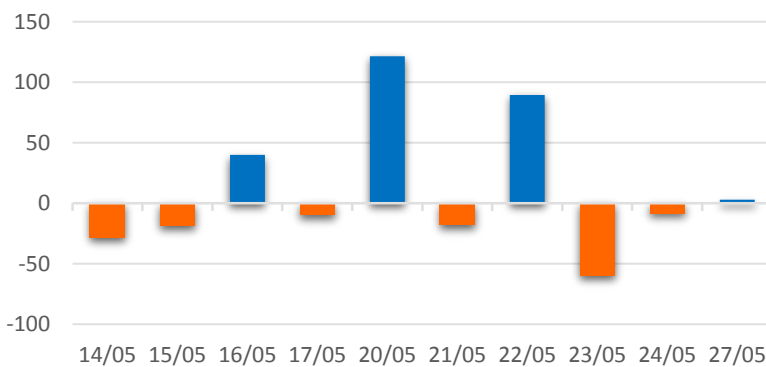
HSX 外資每日買/賣超



證券代碼	買超金額 (百萬盾)	證券代碼	賣超金額 (百萬盾)
VJC	25,400	PVD	15,032
VNM	20,833	HPG	11,196
PLX	14,063	VHM	6,464
VCB	9,184	YEG	6,217
CII	7,937	DHC	5,129

HSX 外資買/賣 超的前 5 名

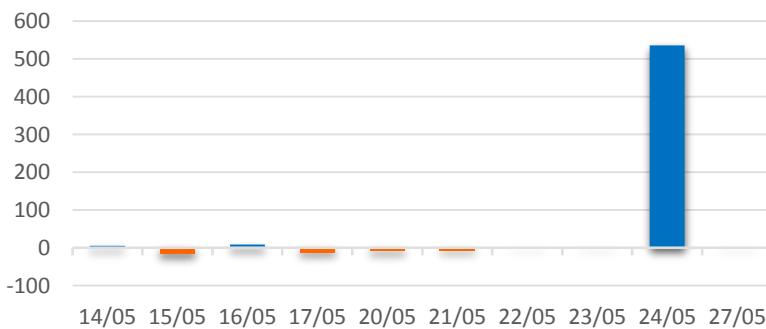
HNX 外資每日買/賣超



證券代碼	買超金額 (百萬盾)	證券代碼	賣超金額 (百萬盾)
PVS	3,620	VCS	471
SHB	437	NRC	392
AMV	102	NTP	347
TTT	87	ART	134
BVS	49	PVC	117

HNX 外資買/賣 超的前 5 名

UPCOM 外資每日買/賣超



證券代碼	買超金額 (百萬盾)	證券代碼	賣超金額 (百萬盾)
VEA	3,531	LPB	3,255
BSR	1,693	HND	2,400
VGI	1,372	MPC	360
VTP	464	VGG	239
BCM	228	GVR	194

UPCOM 外資買/賣 超的前 5 名



We Create **Fortune**

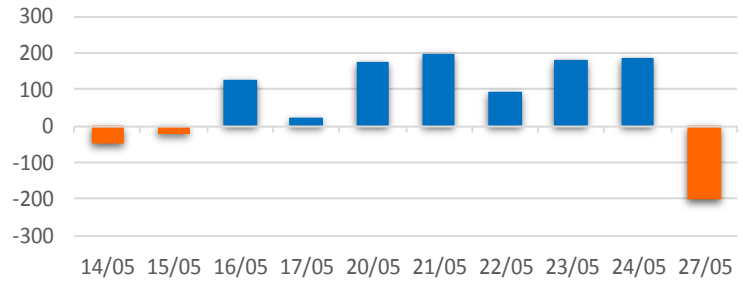
## 自營進出統計

Mã CK	Giá trị mua ròng (tr. VND)	Mã CK	Giá trị Bán ròng (tr. VND)
VHM	9,499	MSN	86,576
MSN	83,173	VHM	73,312
VIC	797	VHM	73,312
VHM	9,499	VIC	57,287
VNM	1,190	VIC	57,287

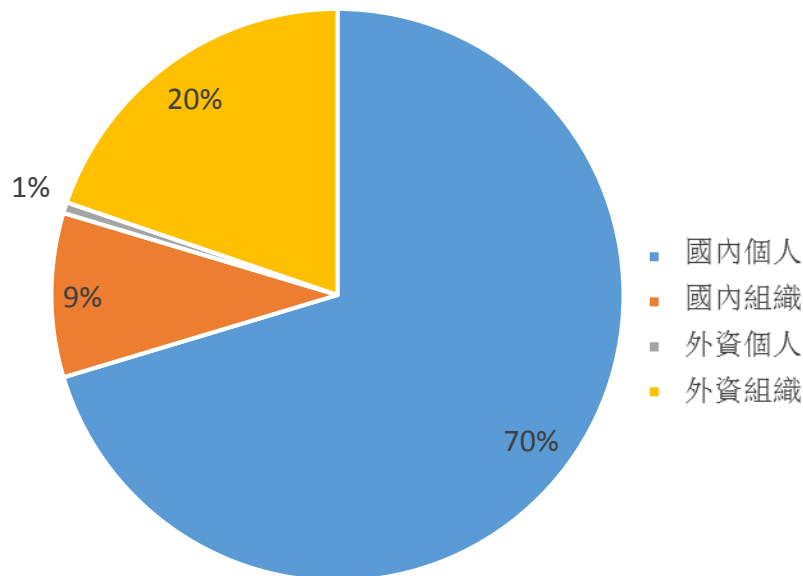
券商自營交易最大前名

券商自營交易每日買/賣超 (bil. VND)

Giá trị giao dịch tự doanh mua/bán ròng (tỷ đồng)



## 越南證券市場投資人類別統計




資料源: FiinPro – YSVN



We Create Fortune

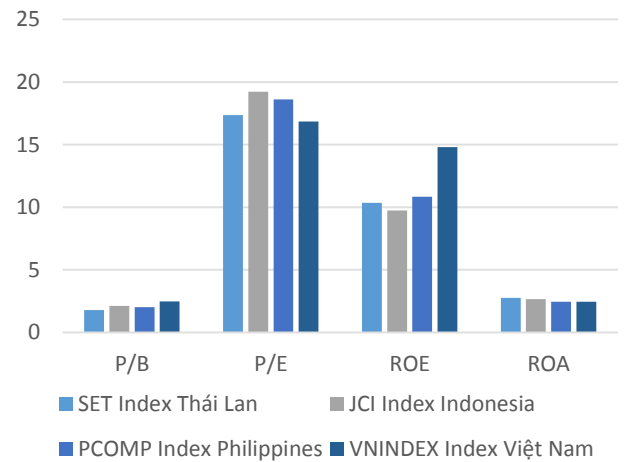
## 東南亞主要市場走勢比較



### 東南亞主要市場數據

		Thailand	Indonesia	Philippines	Vietnam
P/B		1.8x	2.1x	2.0x	2.5x
P/E		17.4x	19.2x	18.6x	16.8x
ROE	%	10.36	9.74	10.84	14.79
ROA	%	2.75	2.64	2.44	2.45
指數市值	Bil. USD	518.19	480.98	187.35	139.04
日成交	Mil. USD	1.53	0.38	0.08	0.13
股息殖利率	%	3.22	2.20	1.68	1.90

BloomBerg & YSVN







We Create **Fortune**

## 元大證券（越南）股份公司

### 個人客戶分析部

**Nguyễn Thế Minh**

研究分析經理

+84 28 3622 6868 ext 3826

minh.nguyen@yuantan.com.vn

**Quách Đức Khánh**

高級分析專員

+84 28 3622 6868 ext 3833

khanh.quach@yuantan.com.vn

**Nguyễn Trịnh Ngọc Hồng**

分析專員

+84 28 3622 6868 ext 3832

hong.nguyen@yuantan.com.vn

### 個人客戶業務部

**Nguyễn Thanh Tùng**

總公司業務經理

+84 28 3622 6868 ext 3609

tung.nguyen@yuantan.com.vn

**Chung Kim Hoa**

華人客戶部經理

+84 28 3622 6868 ext 3828

hoa.chung@yuantan.com.vn

**Phù Vĩnh Qué**

堤岸分行經理

+84 28 3622 6868

que.phu@yuantan.com.vn

**Nguyễn Việt Quang**

河內分行經理

+84 28 3622 6868 ext 3404

quang.nguyen@yuantan.com.vn

**Võ Thị Thu Thủy**

平陽分行經理

+84 28 3622 6868 ext 3505

thuy.vo@yuantan.com.vn

**Bùi Quốc Phong**

同奈分行經理

+84 28 3622 6868

phong.bui@yuantan.com.vn

**Nguyễn Đức Hoàn**

河內南部營業中心經理

+84 28 3622 6868 ext 3409

hoan.nguyen@yuantan.com.vn



We Create **Fortune**

## Appendix A: Important Disclosures

### Analyst Certification

Each research analyst primarily responsible for the content of this research report, in whole or in part, certifies that with respect to each security or issuer that the analyst covered in this report: (1) all of the views expressed accurately reflect his or her personal views about those securities or issuers; and (2) no part of his or her compensation was, is, or will be, directly or indirectly, related to the specific recommendations or views expressed by that research analyst in the research report.

### Ratings Definitions

**BUY:** We have a positive outlook on the stock based on our expected absolute or relative return over the investment period. Our thesis is based on our analysis of the company's outlook, financial performance, catalysts, valuation and risk profile. We recommend investors add to their position.

**HOLD-Outperform:** In our view, the stock's fundamentals are relatively more attractive than peers at the current price. Our thesis is based on our analysis of the company's outlook, financial performance, catalysts, valuation and risk profile.

**HOLD-Underperform:** In our view, the stock's fundamentals are relatively less attractive than peers at the current price. Our thesis is based on our analysis of the company's outlook, financial performance, catalysts, valuation and risk profile.

**SELL:** We have a negative outlook on the stock based on our expected absolute or relative return over the investment period. Our thesis is based on our analysis of the company's outlook, financial performance, catalysts, valuation and risk profile. We recommend investors reduce their position.

**Under Review:** We actively follow the company, although our estimates, rating and target price are under review.

**Restricted:** The rating and target price have been suspended temporarily to comply with applicable regulations and/or Yuanta policies.

Note: Yuanta research coverage with a Target Price is based on an investment period of 12 months. Greater China Discovery Series coverage does not have a formal 12 month Target Price and the recommendation is based on an investment period specified by the analyst in the report.

### Global Disclaimer

© 2018 Yuanta. All rights reserved. The information in this report has been compiled from sources we believe to be reliable, but we do not hold ourselves responsible for its completeness or accuracy. It is not an offer to sell or solicitation of an offer to buy any securities. All opinions and estimates included in this report constitute our judgment as of this date and are subject to change without notice.

This report provides general information only. Neither the information nor any opinion expressed herein constitutes an offer or invitation to make an offer to buy or sell securities or other investments. This material is prepared for general circulation to clients and is not intended to provide tailored investment advice and does not take into account the individual financial situation and objectives of any specific person who may receive this report. Investors should seek financial advice regarding the appropriateness of investing in any securities, investments or investment strategies discussed or recommended in this report. The information contained in this report has been compiled from sources believed to be reliable but no representation or warranty, express or implied, is made as to its accuracy, completeness or correctness. This report is not (and should not be construed as) a solicitation to act as securities broker or dealer in any jurisdiction by any person or company that is not legally permitted to carry on such business in that jurisdiction.

Yuanta research is distributed in the United States only to Major U.S. Institutional Investors (as defined in Rule 15a-6 under the Securities Exchange Act of 1934, as amended and SEC staff interpretations thereof). All transactions by a US person in the securities mentioned in this report must be effected through a registered broker-dealer under Section 15 of the Securities Exchange Act of 1934, as amended. Yuanta research is distributed in Taiwan by Yuanta Securities Investment Consulting. Yuanta research is distributed in Hong Kong by Yuanta Securities (Hong Kong) Co. Limited, which is licensed in Hong Kong by the Securities and Futures Commission for regulated activities, including Type 4 regulated activity (advising on securities). In Hong Kong, this research report may not be redistributed, retransmitted or disclosed, in whole or in part or any form or manner, without the express written