

市場走勢 2019/06/06			
市場指數	VNI	HNI	UPCOM
收盤	948.21	103.03	54.43
%日	-0.34%	-0.49%	-0.20%
%週	-2.18%	-2.17%	-1.13%
%月	-1.02%	-2.27%	-1.54%
%年	-8.34%	-14.44%	1.21%
成交值(十億盾)			
當日	2,997	254	179
日均量/週	3,223	300	213
日均量/月	3,833	403	289
外資進出			
買進	663.25	0.86	34.95
賣出	715.27	4.51	23.09
買賣超	-52.03	-3.65	11.86
市場漲跌家數			
上漲	109	43	190
下跌	162	74	102
持平	113	257	587
市場指標			
P/E	16.43	9.19	16.66
總市值 (兆盾)	3,218	187	929
股息殖利率	4.98%	3.42%	7.11%

資料源: Bloomberg – YSVN

VNINDEX



HNXINDEX



市場走勢

地區股市錄得上海指數達 0.03%，而 Kospi，恆生，日經 225 沒有太大變化。

越南股市進行拉鋸戰，儘管市場暴跌，盤尾時跌幅有所收窄。VN-Index 下跌 0.34% 收於 948.21 點，HNX-Index 下跌 0.49% 收於 103.03 點，Upcom-Index 下跌 0.2% 收於 54.43 點，現金流仍疲弱，三大證交所的流動性僅達 2.6 兆越盾。

市場下跌家數占多，多支個股走勢不佳，顯著為 HPG (-4.6%) 遭外資大力拋售，GAS (-2.2%)，VCB (-1.2%) 也強勁下跌。SAB 經最近一連串上揚後收於平盤位。與此同時，GMD，FPT，EIB，CTG，PVD，SCR 等個股逆勢走張。

外資拋售 430 億越盾。主要購買 E1VFN30，而拋售 VNM，HPG，NBB。

短線市場觀點

我們預計市場可能會重回到 VN-index 的 950 點左右。同時，市場仍處於技術回調期，交易量較低，積極點是，我們看到低價需求有所增加，且有顯示出重返大型股的跡象。此外，股票比重小幅回調，表明短期下跌壓力逐漸下降。

我們的趨勢指標仍維持兩大股指短期趨勢下跌，阻力區位於 VN-index 的 966.41 點和 HNX-Index 的 105.47 點。因此，我們建議短線投資者在未來數盤不宜開新買位，且繼續觀察市場。

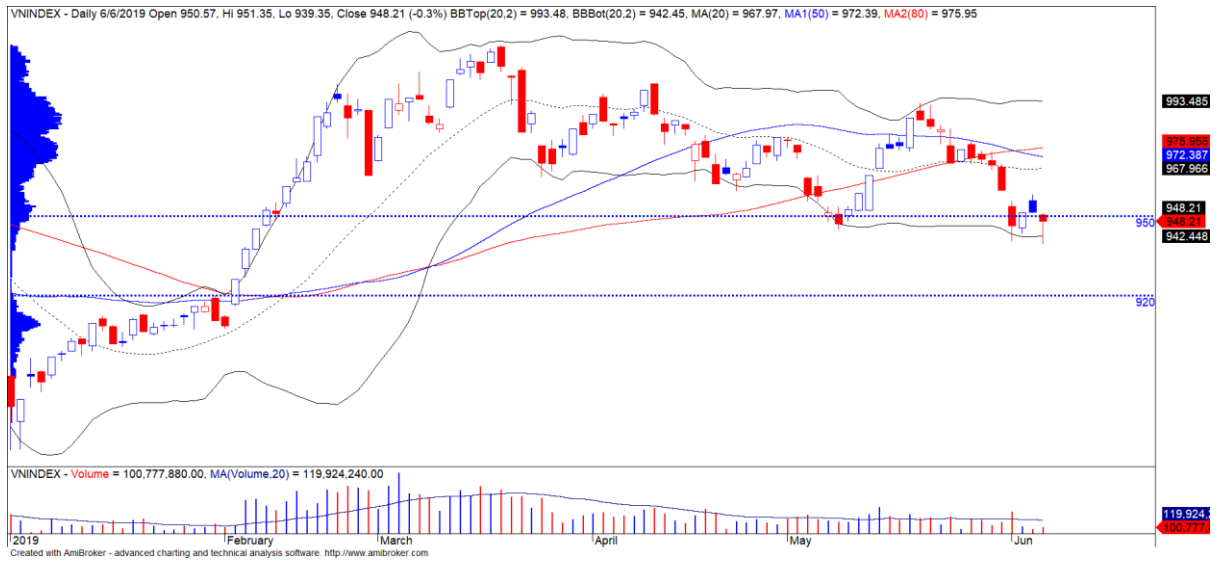
建議短線投資比重：25% 股票 / 75% 現金

(股票趨勢追蹤圖在下一頁內更新)

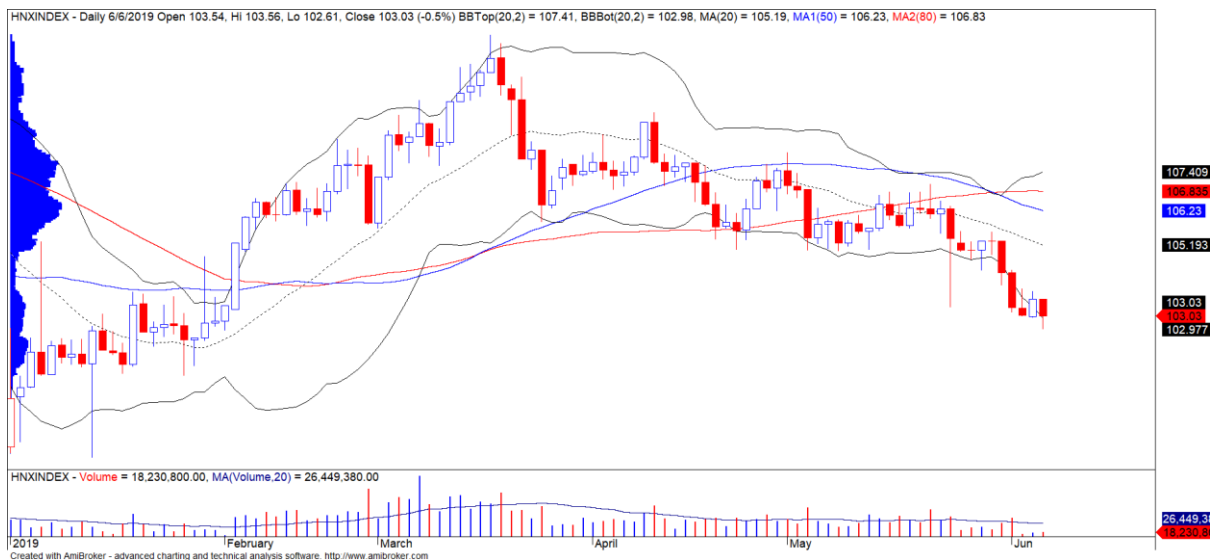


We Create Fortune

技術分析圖



指數技術分析圖 VN-Index



指數技術分析圖 HNX-Index

指數	短期趨勢	中期趨勢	阻力區 1	阻力區 2	支撐區 1	支撐區 2
VN-Index	下跌	上漲	1,000	1,025	965	953
HNX-Index	下跌	下跌	108	110	105	101
VN30	下跌	上漲	895	935	877	863
VNMidcaps	上漲	上漲	992	1,030	969	963
VNSmallcaps	下跌	上漲	835	845	822	804

We Create Fortune

股票趨勢追蹤表

股票	價格	短期趨勢	中期趨勢	短期買進價格	短期止損	暫計短期利潤%	短期訊號	中期買進價格	中期止損	暫計中期獲利%	中期訊號
AAA	17,300	下跌	上漲		18,300			16,850	16,230	2.67%	
ACB	28,500	下跌	下跌		29,635				31,844		
ACV	80,000	下跌	上漲		82,443			90,000	79,578	-11.11%	
ANV	27,750	下跌	上漲		31,080			30,000	26,687	-7.50%	
ASM	7,090	下跌	下跌		7,377				8,502		
BFC	20,200	下跌	下跌		21,241				24,091		
BID	31,300	下跌	上漲		32,443			33,400	31,227	-6.29%	
BMP	42,500	下跌	下跌		44,800				51,260		
BSR	13,200	下跌	下跌		13,875				14,995		
BVH	77,800	上漲	下跌	79,000	74,727	-1.52%			85,113		
BWE	25,100	上漲	上漲	25,850	25,071	-2.90%		20,000	24,073	25.50%	
CEO	11,100	下跌	下跌		11,880				13,256		
CII	22,700	下跌	下跌		23,393				25,446		
CMX	23,000	下跌	上漲		24,522			5,910	21,617	289.17%	
CSM	15,400	上漲	上漲	15,250	14,746	0.98%		14,390	14,225	7.02%	
CTD	107,000	下跌	下跌		113,068				129,954		
CTG	20,300	下跌	上漲		20,823			22,700	19,639	-10.57%	
CTI	23,100	下跌	下跌		23,599				25,272		
CTR	26,700	下跌	N/A		28,535				4,207		
CVT	18,600	下跌	下跌		19,318			20,171	19,642	-2.62%	賣出
DCM	8,300	下跌	下跌		8,585				9,161		
DGC	30,000	下跌	下跌		31,215				35,196		
DGW	21,600	下跌	下跌		22,633				24,255		
DHA	36,300	上漲	上漲	32,250	35,429	12.56%		29,100	32,885	24.74%	
DHC	41,100	上漲	上漲	40,900	40,036	0.49%		35,200	35,540	16.76%	
DHG	114,900	上漲	上漲	115,900	111,777	-0.86%		93,000	109,338	23.55%	
DIG	13,850	下跌	下跌		14,507				15,880		
DPG	38,700	下跌	上漲		40,540			40,018	34,775	-3.29%	
DPM	18,000	上漲	下跌	18,150	17,731	-0.83%			19,712		
DPR	43,400	上漲	上漲	43,400	43,322	0.00%	買進	42,500	40,501	2.12%	買進
DQC	18,700	下跌	下跌		19,727				22,527		
DRC	19,600	下跌	下跌		20,469				22,990		

We Create Fortune

DXG	17,900	下跌	下跌		18,864			22,180			
EIB	18,350	上漲	上漲	17,800	17,455	3.09%		14,700	16,352	24.83%	
FCN	14,200	下跌	上漲		14,837			16,050	13,649	-11.53%	
FMC	27,900	上漲	下跌	28,950	27,778	-3.63%			30,886		
FPT	44,500	下跌	上漲		44,948			46,000	42,214	-3.26%	
GAS	99,800	下跌	下跌		106,192			101,000	101,898	0.89%	
GEX	22,300	上漲	上漲	22,900	21,903	-2.62%		24,700	21,615	-9.72%	
GIL	31,700	下跌	下跌		33,181				37,019		
GMD	26,300	下跌	下跌		26,879				27,993		
GTN	19,500	上漲	上漲	17,850	18,539	9.24%		15,000	16,369	30.00%	
GVR	12,400	下跌	上漲		12,593						
HAG	4,910	下跌	下跌		5,120				5,906		
HAX	13,850	下跌	下跌		14,320				15,510		
HBC	15,950	下跌	下跌		17,110				18,315		
HCM	22,850	下跌	下跌		24,680				27,107		
HDB	26,800	上漲	下跌	27,600	25,944	-2.90%			29,637		
HDC	14,400	下跌	下跌		14,884				16,575		
HDG	38,300	下跌	下跌		40,520				43,194		
HNG	15,100	下跌	下跌		15,569				16,554		
HPG	22,700	下跌	下跌		25,150			33,900	29,983	-11.56%	
HSG	7,640	下跌	上漲		8,274			9,300	6,886	-17.85%	
HT1	15,550	下跌	上漲		16,718			14,800	15,465	5.07%	
HUT	2,700	下跌	下跌		3,167				3,949		
HVN	41,500	下跌	上漲		43,597			39,000	36,310	6.41%	
KBC	14,250	上漲	下跌	14,300	13,980	-0.35%			15,013		
KDH	30,900	上漲	下跌	30,900	30,212	0.00%			32,661		
KSB	21,300	下跌	下跌		22,917				26,296		
LCG	9,610	下跌	下跌		10,399				11,817		
LDG	8,750	下跌	下跌		9,253				11,012		
LHG	18,650	下跌	上漲		19,948			19,300	16,725	-3.37%	
LPB	7,800	下跌	下跌		8,186				9,135		
LSS	5,350	下跌	下跌		5,629				5,906		
MBB	20,200	下跌	上漲		21,035			21,850	20,106	-7.55%	
MPC	33,900	下跌	下跌		39,719			42,741	39,990	-6.43%	賣出
MSN	85,200	下跌	上漲		88,270			89,000	80,742	-4.27%	
MSR	20,200	上漲	下跌	20,300	19,640	-0.49%			20,715		

We Create Fortune

MWG	86,500	下跌	上漲		87,815			88,700	80,611	-2.48%	
NDN	14,500	上漲	上漲	14,100	14,190	2.84%		13,700	12,635	5.84%	
NKG	6,130	下跌	下跌		6,500				7,578		
NLG	28,650	下跌	上漲		30,278			28,700	28,115	-0.17%	
NT2	26,900	下跌	下跌		27,872				29,219		
NTL	22,450	下跌	上漲		22,859			10,450	21,175	114.83%	
NVL	60,300	上漲	下跌	58,100	58,549	3.79%			62,332		
OIL	12,700	下跌	下跌		13,132				14,394		
PAC	36,900	上漲	下跌	38,000	36,036	-2.89%			39,387		
PC1	23,100	下跌	下跌		24,100				25,195		
PDR	24,400	上漲	上漲	24,100	23,934	1.24%		29,000	22,587	-15.86%	
PHR	56,500	下跌	上漲		59,085			24,000	50,591	135.42%	
PLX	61,700	下跌	上漲		64,103			62,400	57,705	-1.12%	
PNJ	77,000	下跌	下跌		79,421			104,000	97,080	-6.65%	
POW	15,750	上漲	上漲	15,200	15,196	3.62%		15,700	13,604	0.32%	
PVT	16,350	下跌	下跌		17,074				17,615		
PPC	26,100	下跌	上漲		27,691			19,700	24,232	32.49%	
PTB	63,700	下跌	上漲		65,873			64,000	58,833	-0.47%	
PVB	18,500	下跌	上漲		19,451			20,100	16,786	-7.96%	
PVD	18,400	下跌	上漲		19,473			18,500	17,783	-0.54%	
PVI	35,300	下跌	下跌		38,666			33,000	35,916	8.84%	
PVS	21,700	下跌	上漲		23,129			21,100	21,468	2.84%	
PXS	4,830	下跌	上漲		5,036			4,850	4,262	-0.41%	
QNS	31,300	下跌	下跌		32,430				34,760		
REE	32,000	下跌	上漲		32,776			33,325	31,114	-3.98%	
SAB	274,000	上漲	上漲	253,000	258,668	8.30%		245,000	236,198	11.84%	
SAM	7,580	上漲	上漲	7,580	7,393	0.00%	買進	7,400	7,052	2.43%	
SCR	7,500	上漲	下跌	7,500	7,214	0.00%	買進		7,650		
SHI	8,400	上漲	上漲	8,400	7,479	0.00%	買進	6,990	7,261	20.17%	
SJS	17,400	上漲	下跌	18,300	16,869	-4.92%			19,930		
SKG	13,800	上漲	下跌	13,950	13,636	-1.08%			14,892		
SSI	24,700	下跌	下跌		25,536				27,560		
STB	11,550	下跌	上漲		12,028			13,000	11,486	-11.15%	
TCB	21,350	下跌	下跌		22,481				N/A		
TCM	26,500	下跌	下跌		28,541				31,609		
TDH	12,000	上漲	上漲	11,700	11,618	2.56%		11,650	10,730	3.00%	

We Create Fortune

TLH	4,970	下跌	上漲		5,164			5,390	4,797	-7.79%	
TNG	22,400	下跌	上漲		24,042			12,000	19,317	86.67%	
VCB	65,900	下跌	上漲	67,800	66,047	-2.59%	賣出	62,000	62,992	6.29%	
VCG	26,200	下跌	上漲		27,102			19,200	23,906	36.46%	
VCS	60,600	下跌	下跌		63,664				71,389		
VGC	19,700	下跌	下跌		20,839				33,168		
VGT	11,300	上漲	下跌	12,000	11,277	-5.83%			13,091		
VHC	90,400	下跌	下跌		92,663				98,373		
VHM	80,300	下跌	下跌		83,154			80,000	82,630	3.29%	賣出
VIB	17,000	下跌	下跌		17,656			19,700	17,387	-11.74%	
VIC	115,900	上漲	上漲	113,000	113,329	2.57%		112,000	108,251	3.48%	
VIP	5,680	下跌	下跌		5,860				6,266		
VJC	121,400	上漲	下跌	114,400	120,771	6.12%		124,500	121,423	-2.47%	買進
VND	15,750	下跌	下跌		16,389				17,819		
VNG	19,700	下跌	下跌		20,422				22,948		
VNM	126,500	下跌	下跌		131,573				139,488		
VPB	17,950	下跌	下跌		18,581				20,574		
VPI	41,750	上漲	下跌	41,750	41,528	0.00%	買進		43,124		
VRC	16,600	下跌	下跌		17,192				18,678		
VRE	34,450	下跌	上漲		35,633			35,000	31,101	-1.57%	
VSC	31,850	下跌	下跌		33,566				40,353		

LARGECAPS 大型股票趨勢追蹤表

股票	價格	短期趨勢	中期趨勢	短期買進價格	短期止損	暫計短期利潤%	短期訊號	中期買進價格	中期止損	暫計中期獲利%	中期訊號
ACB	28,500	下跌	下跌		29,635				31,844		
BID	31,300	下跌	上漲		32,443			33,400	31,227	-6.29%	
BSR	13,200	下跌	下跌		13,875				14,995		
BVH	77,800	上漲	下跌	79,000	74,727	-1.52%			85,113		
CTG	20,300	下跌	上漲		20,823			22,700	19,639	-10.57%	
EIB	18,350	上漲	上漲	17,800	17,455	3.09%		14,700	16,352	24.83%	
FPT	44,500	下跌	上漲		44,948			40,997	42,214	8.54%	
GAS	99,800	下跌	下跌		106,192			99,026	101,898	2.90%	
HDB	26,800	上漲	下跌	27,600	25,944	-2.90%			29,637		
HNG	15,100	下跌	下跌		15,569				16,554		
HPG	22,700	下跌	下跌		25,150			33,900	29,983	-11.56%	

We Create Fortune

HVN	41,500	下跌	上漲		43,597			39,000	36,310	6.41%	
KDH	30,900	上漲	下跌	30,900	30,212	0.00%			32,661		
MBB	20,200	下跌	上漲		21,035			21,271	20,106	-5.04%	
MSN	85,200	下跌	上漲		88,270			89,000	80,742	-4.27%	
MWG	86,500	下跌	上漲		87,815			88,700	80,611	-2.48%	
NVL	60,300	上漲	下跌	58,100	58,549	3.79%			62,332		
OIL	12,700	下跌	下跌		13,132				14,394		
PLX	61,700	下跌	N/A		64,103			62,400	57,705	-1.12%	
PNJ	77,000	下跌	下跌		79,421			103,807	97,080	-6.48%	
POW	15,750	上漲	上漲	15,200	15,196	3.62%		15,700	13,604	0.32%	
PVS	21,700	下跌	上漲		23,129			21,100	21,468	2.84%	
QNS	31,300	下跌	下跌		32,430				34,760		
REE	32,000	下跌	上漲		32,776			33,325	31,114	-3.98%	
ROS	30,050	下跌	上漲		31,853			34,800	27,327	-13.65%	
SSI	24,700	下跌	下跌		25,536				27,560		
STB	11,550	下跌	上漲		12,028			13,000	11,486	-11.15%	
TCB	21,350	下跌	下跌		22,481				25,683		
TPB	23,900	上漲	下跌	22,500	23,367	6.22%			N/A		
VCB	65,900	下跌	上漲	67,800	66,047	-2.59%	賣出	62,000	62,992	6.29%	
VCG	26,200	下跌	上漲		27,102			18,441	23,906	42.07%	
VEA	51,100	上漲	下跌	50,000	50,617	2.20%			N/A		
VGI	27,000	下跌	下跌		29,042				N/A		
VHM	80,300	下跌	下跌		83,154			80,000	82,630	3.29%	賣出
VIB	17,000	下跌	下跌		17,656			19,700	17,387	-11.74%	
VIC	115,900	上漲	上漲	113,000	113,329	2.57%		112,000	108,251	3.48%	
VJC	121,400	上漲	下跌	114,400	120,771	6.12%		124,500	121,423	-2.47%	買進
VNM	126,500	下跌	下跌		131,573				139,488		
VPB	17,950	下跌	下跌		18,581				20,574		
VRE	34,450	下跌	上漲		35,633			33,996	31,101	1.34%	

MIDCAPS 中型股票趨勢追蹤表

股票	價格	短期趨勢	中期趨勢	短期買進價格	短期止損	暫計短期利潤%	短期訊號	中期買進價格	中期止損	暫計中期獲利%	中期訊號
AAA	17,300	下跌	上漲		18,300			16,850	16,230	2.67%	
ANV	27,750	下跌	上漲		31,080			30,000	26,687	-7.50%	
ASM	7,090	下跌	下跌		7,377				8,502		
BMP	42,500	下跌	下跌		44,800				51,260		

We Create Fortune

BWE	25,100	上漲	上漲	25,850	25,071	-2.90%		19,440	24,073	29.12%	
C4G	9,000	下跌	#N/A		9,738				#N/A		
CEO	11,100	下跌	下跌		11,880				13,256		
CII	22,700	下跌	下跌		23,393				25,446		
CRE	24,600	下跌	#N/A		25,084				#N/A		
CTI	23,100	下跌	下跌		23,599				25,272		
CTR	26,700	下跌	#N/A		28,535				#N/A		
DCM	8,300	下跌	下跌		8,585				9,161		
DHC	41,100	上漲	上漲	40,900	40,036	0.49%		35,200	35,540	16.76%	
DIG	13,850	下跌	下跌		14,507				15,880		
DPM	18,000	上漲	下跌	18,150	17,731	-0.83%			19,712		
DRC	19,600	下跌	下跌		20,469				22,990		
DXG	17,900	下跌	下跌		18,864				22,180		
E1VFN30	14,210	下跌	下跌		14,724				15,587		
FCN	14,200	下跌	上漲		14,837			16,050	13,649	-11.53%	
FLC	4,360	下跌	下跌		4,546				5,123		
FTM	23,400	下跌	上漲		24,581			16,250	20,986	44.00%	
GEG	21,500	下跌	上漲		22,352			12,900	20,497	66.67%	
GEX	22,300	上漲	上漲	22,900	21,903	-2.62%		24,700	21,615	-9.72%	
GMD	26,300	下跌	下跌		26,879				27,993		
GTN	19,500	上漲	上漲	17,850	18,539	9.24%		15,000	16,369	30.00%	
GVR	12,400	下跌	#N/A		12,593				#N/A		
HAG	4,910	下跌	下跌		5,120				5,906		
HBC	15,950	下跌	下跌		17,110				18,315		
HCM	22,850	下跌	下跌		24,680				27,107		
HDG	38,300	下跌	下跌		40,520				43,194		
HPX	26,350	下跌	#N/A		26,645				#N/A		
HSG	7,640	下跌	上漲		8,274			8,452	6,886	-9.61%	
HT1	15,550	下跌	上漲		16,718			14,800	15,465	5.07%	
IBC	20,900	上漲	上漲	20,900	19,838	0.00%		24,900	19,303	-16.06%	
IDI	7,790	下跌	上漲		8,180			9,150	7,253	-14.86%	
IJC	10,000	下跌	下跌		10,934				11,501		
ITA	3,140	下跌	上漲		3,311			3,200	2,747	-1.88%	
KBC	14,250	上漲	下跌	14,300	13,980	-0.35%			15,013		
KSB	21,300	下跌	下跌		22,917				26,296		
LDG	8,750	下跌	下跌		9,253				11,012		
LPB	7,800	下跌	下跌		8,186				9,135		
MBS	15,800	上漲	#N/A	15,800	15,400	0.00%		16,000	#N/A	#N/A	

We Create Fortune

MPC	33,900	下跌	下跌		39,719			42,741	39,990	-6.43%	賣出
NBB	22,000	上漲	上漲	19,300	20,695	13.99%		21,500	18,024	2.33%	
NKG	6,130	下跌	下跌		6,500				7,578		
NLG	28,650	下跌	上漲		30,278			28,700	28,115	-0.17%	
NT2	26,900	下跌	下跌		27,872				29,219		
NTC	#####	上漲	#N/A	112,000	132,009	26.79%		120,000	#N/A	#N/A	
NTL	22,450	下跌	上漲		22,859			9,331	21,175	140.59%	
NVB	8,100	下跌	下跌		8,436				9,493		
OGC	4,100	下跌	下跌		4,534				4,794		
PC1	23,100	下跌	下跌		24,100				25,195		
PDR	24,400	上漲	上漲	24,100	23,934	1.24%		23,595	22,587	3.41%	
PHR	56,500	下跌	上漲		59,085			22,864	50,591	147.11%	
PPC	26,100	下跌	上漲		27,691			17,422	24,232	49.81%	
PTB	63,700	下跌	上漲		65,873			60,780	58,833	4.80%	
PVD	18,400	下跌	上漲		19,473			18,500	17,783	-0.54%	
PVI	35,300	下跌	下跌		38,666			31,325	35,916	14.66%	
PVT	16,350	下跌	下跌		17,074				17,615		
QCG	4,900	下跌	上漲		5,238			5,910	4,638	-17.09%	
SAM	7,580	上漲	上漲	7,600	7,393	-0.26%		7,400	7,052	2.43%	
SBT	17,800	上漲	下跌	18,300	17,654	-2.73%			19,311		
SCR	7,500	上漲	下跌	7,500	7,214	0.00%	買進		7,650		
SHB	7,000	下跌	下跌		7,384				8,068		
SHS	11,300	下跌	上漲		11,677			12,100	10,571	-6.61%	
SJS	17,400	上漲	下跌	18,300	16,869	-4.92%			19,930		
STK	23,950	下跌	上漲		25,394			17,000	20,740	40.88%	
SZC	19,200	上漲	#N/A	16,750	18,068	14.63%			#N/A		
TCH	20,700	下跌	上漲		21,413			21,000	20,591	-1.43%	
TCM	26,500	下跌	下跌		28,541				31,609		
TNG	22,400	下跌	上漲		24,042			12,000	19,317	86.67%	
TTB	25,900	上漲	上漲	24,100	24,401	7.47%		23,700	22,094	9.28%	
VCI	30,500	下跌	下跌		31,689				36,848		
VGT	11,300	上漲	#N/A	12,000	11,277	-5.83%			#N/A		
VHC	90,400	下跌	下跌		92,663				98,373		
VND	15,750	下跌	下跌		16,389				17,819		
VNG	19,700	下跌	下跌		20,422				22,948		
VPI	41,750	上漲	下跌	41,750	41,528	0.00%	買進		42,859		

We Create Fortune

SMALLCAPS 小型股票趨勢追蹤表

股票	價格	短期趨勢	中期趨勢	短期買進價格	短期止損	暫計短期利潤%	短期訊號	中期買進價格	中期止損	暫計中期獲利%	中期訊號
AAV	10,000	下跌	#N/A		10,427			16,850	#N/A	#N/A	
AGR	3,590	下跌	上漲		3,746			3,990	3,542	-10.03%	
AMD	1,670	下跌	下跌		1,760				2,269		
APG	7,950	下跌	下跌		8,107				9,066		
ART	2,500	下跌	下跌		2,822				3,618		
BCC	7,700	下跌	上漲		8,435			7,700	7,657	0.00%	
BCG	5,810	下跌	上漲		6,008			6,390	5,406	-9.08%	
C69	10,300	上漲	上漲	8,800	10,112	17.05%		5,300	8,706	94.34%	
CCL	4,240	上漲	上漲	3,550	4,186	19.44%		3,460	3,576	22.54%	
CRC	15,100	下跌	下跌		16,238				19,156		
CVT	18,600	下跌	下跌		19,318			20,171	19,642	-2.62%	賣出
DAG	6,510	下跌	下跌		6,726				7,491		
DAH	8,380	下跌	上漲		8,609			4,664	7,307	79.67%	
DGW	21,600	下跌	下跌		22,633				24,255		
DLG	1,340	下跌	下跌		1,434			1,730	1,395	-19.35%	賣出
DRH	6,260	下跌	下跌		6,680				8,529		
DTD	12,600	下跌	上漲	10,400	12,865	23.71%	賣出	12,900	9,983	-2.33%	
EVG	2,720	下跌	下跌		2,876				3,023		
FIT	3,100	下跌	上漲		3,338			3,640	2,853	-14.84%	
GKM	15,200	下跌	上漲		15,566			11,425	14,952	33.05%	
HAH	12,400	上漲	下跌	13,800	11,943	-10.14%			14,212		
HAI	1,600	下跌	下跌		1,710				2,000		
HAP	3,530	下跌	上漲		3,730			3,670	3,246	-3.81%	
HAR	4,210	上漲	上漲	3,250	3,779	29.54%		3,710	2,639	13.48%	
HCD	3,890	下跌	下跌		4,096				5,038		
HDA	10,200	下跌	下跌		10,894			10,400	10,481	0.77%	
HDC	14,400	下跌	下跌		14,884				16,575		
HHP	17,600	下跌	#N/A		18,146				#N/A		
HHS	3,500	下跌	下跌		3,719				3,985		
HII	12,700	上漲	下跌	13,450	12,634	-5.58%			14,744		
HQC	1,370	下跌	下跌		1,413				1,542		
HSL	9,950	上漲	下跌	9,600	9,737	3.65%			11,235		

We Create Fortune

HUT	2,700	下跌	下跌		3,167			3,949		
HVG	3,400	下跌	下跌		3,927			5,973		
HVH	27,300	上漲	#N/A	27,250	26,429	0.18%		#N/A		
JVC	3,060	下跌	上漲		3,216		3,280	2,981	-6.71%	
KLF	1,500	下跌	下跌		1,713			2,005		
KMR	3,320	上漲	上漲	3,450	3,055	-3.77%	3,680	2,649	-9.78%	
LCG	9,610	下跌	下跌		10,399			11,817		
LGL	9,680	下跌	上漲		10,057		7,113	8,529	36.09%	
LHG	18,650	下跌	上漲		19,948		19,300	16,725	-3.37%	
LMH	14,750	下跌	#N/A		15,816			#N/A		
MST	3,400	下跌	下跌		3,900			5,089		
NDN	14,500	上漲	上漲	14,100	14,190	2.84%	13,104	12,635	10.65%	
PHC	13,000	上漲	上漲	13,800	12,959	-5.80%	14,450	12,650	-10.03%	
PVB	18,500	下跌	上漲		19,451		20,100	16,786	-7.96%	
PVC	7,000	下跌	上漲		7,387		7,100	6,199	-1.41%	
PXL	6,000	下跌	下跌	6,400	6,111	-4.52%	賣出	7,604		
PXS	4,830	下跌	上漲		5,036		4,850	4,262	-0.41%	
QBS	3,000	下跌	下跌		3,403			3,619		
SFG	17,000	下跌	上漲		17,458		11,494	14,905	47.90%	
SHI	8,400	上漲	上漲	8,800	7,479	-4.55%	6,233	7,261	34.77%	
SJF	3,090	下跌	下跌		3,483			5,211		
SKG	13,800	上漲	下跌	13,950	13,636	-1.08%		14,892		
TDH	12,000	上漲	上漲	11,700	11,618	2.56%	11,650	10,730	3.00%	
TIG	3,500	上漲	上漲	3,900	3,455	-10.26%	3,200	3,029	9.38%	
TLD	6,000	下跌	下跌		6,106			6,758		
TLH	4,970	下跌	上漲		5,164		5,850	4,797	-15.04%	
TNI	11,650	上漲	下跌	11,350	10,580	2.64%		12,010		
TTF	3,140	下跌	上漲		3,548		3,990	3,028	-21.30%	
TTH	4,300	下跌	上漲		4,621		5,273	4,217	-18.45%	
TVB	16,850	下跌	下跌		17,930			20,422		
TVC	12,500	下跌	上漲		13,071		9,400	12,451	32.98%	
VC3	23,100	上漲	上漲	23,100	22,538	0.00%	22,000	21,070	5.00%	
VCR	22,100	上漲	上漲	13,300	19,886	66.17%	3,900	15,579	466.67%	
VNE	4,100	下跌	上漲		4,275		4,650	3,958	-11.83%	
VPG	18,500	下跌	上漲		19,958		20,456	18,298	-9.56%	
VRC	16,600	下跌	下跌		17,192			18,678		
YBM	10,350	下跌	下跌		10,965			13,248		



We Create Fortune

胡志明市交易所 (HSX)

	收盤	漲跌%
VNI	948.21	-0.34%
VN30	861.31	-0.28%
VN Mid	953.28	-0.08%
VN Small	807.92	-0.29%

河內交易所 (HSX)

	收盤	漲跌%
HNI	103.03	-0.49%
HN30	187.11	-0.16%
VNX AllSh	839.53	-0.24%

UPCOM 市場 (UPCoM)

	收盤	漲跌%
UPCoM	54.43	-0.20%

外資交易	成交值(十億盾)	
買進	663.25	
賣出	715.27	
買超/賣超	-52.03	

外資交易	成交值(十億盾)	
買進	0.86	
賣出	4.51	
買超/賣超	-3.65	

外資交易	成交值(十億盾)	
買進	34.95	
賣出	23.09	
買超/賣超	11.86	

上漲排名/股碼	漲跌(VND)	漲跌%
TIP	1750	6.97%
TRC	1750	6.93%
SRC	1850	6.92%
SCR	410	5.78%
TNI	450	4.02%

上漲排名/股碼	漲跌(VND)	漲跌%
DBC	1900	9.45%
VCR	500	2.31%
NVB	100	1.25%
SHS	100	0.89%
PVS	100	0.46%

上漲排名/股碼	漲跌(VND)	漲跌%
VTP	9800	7.33%
GVR	800	6.90%
DRI	400	5.41%
KOS	800	3.57%
G36	200	3.45%

下跌排名/股碼	漲跌(VND)	漲跌%
NVT	-430	-4.89%
HPG	-1100	-4.62%
TTF	-130	-3.98%
BMI	-800	-3.24%
HHS	-100	-2.78%

下跌排名/股碼	漲跌(VND)	漲跌%
HUT	-100	-3.57%
PVI	-800	-2.22%
CEO	-200	-1.77%
VCG	-400	-1.50%
ACB	-400	-1.38%

下跌排名/股碼	漲跌(VND)	漲跌%
VIB	-400	-2.30%
C4G	-200	-2.17%
MPC	-600	-1.74%
VGT	-200	-1.74%
LPB	-100	-1.27%

*備註：市值>5,000 億盾；成交值>15 億盾

市值排名/股碼	十億盾	
VIC	397,530	
VHM	269,971	
VCB	247,382	
VNM	222,027	
GAS	195,223	

市值排名/股碼	十億盾	
ACB	36,043	
VCG	11,750	
PVS	10,324	
VCS	9,533	
SHB	8,422	

市值排名/股碼	十億盾	
ACV	174,210	
VEA	68,590	
VGI	60,509	
MCH	60,149	
GVR	46,428	

交易量排名/股碼	成交值	30 日均
ROS	12,644,120	10,149,590
HPG	8,777,210	3,762,092
E1VFN30	6,027,250	2,081,230
SBT	4,443,460	2,139,894
TTF	3,838,160	1,151,016

交易量排名/股碼	成交值	30 日均
PVS	2,198,815	3,871,767
SHB	2,135,858	3,723,628
PVX	1,736,100	662,565
HUT	1,169,568	1,312,661
MPT	1,142,708	783,437

交易量排名/股碼	成交值	30 日均
BSR	1,251,713	1,927,019
GVR	997,317	456,825
SSG	479,370	21,864
LPB	477,958	655,997
VHG	436,260	571,692

資料源: Bloomberg & Yuanta Research

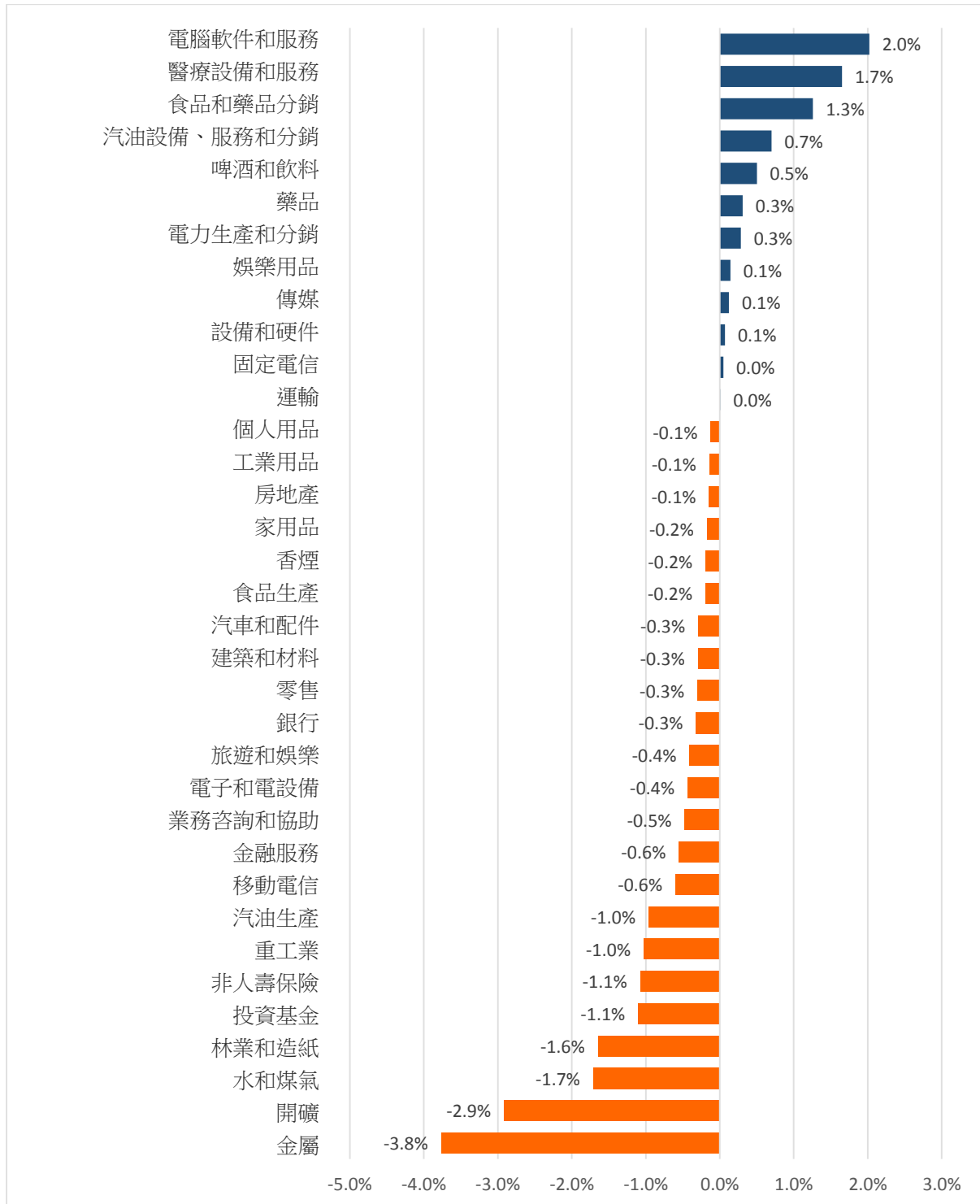
資料源: Bloomberg & Yuanta Research

資料源: Bloomberg & Yuanta Research



We Create Fortune

各行業板塊的交易走勢



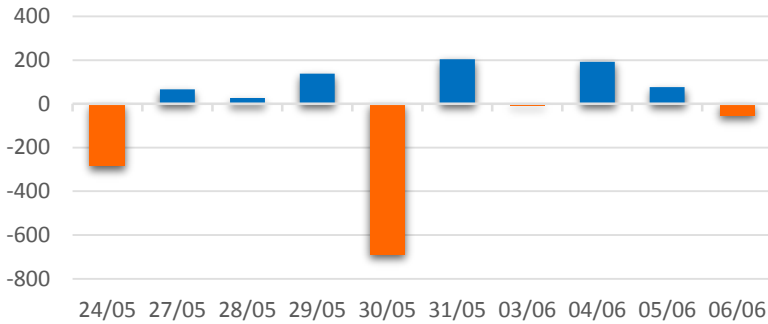
資料源: FiinPro – YSVN



We Create Fortune

外資買進賣統計

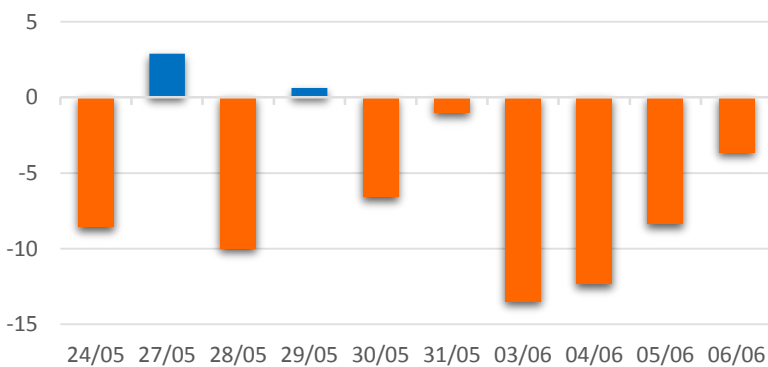
HSX 外資每日買/賣超



證券代碼	買超金額 (百萬盾)	證券代碼	賣超金額 (百萬盾)
E1VFN30	82,992	VNM	35,933
VHC	8,666	HPG	34,000
PLX	7,282	NBB	27,811
VRE	7,244	PHR	19,441
AST	6,301	VHM	18,719

HSX 外資買/賣 超的前 5 名

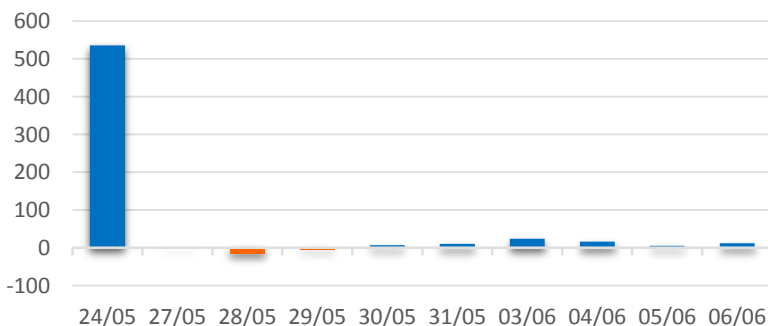
HNX 外資每日買/賣超



證券代碼	買超金額 (百萬盾)	證券代碼	賣超金額 (百萬盾)
VCS	241	CSC	1,438
S55	121	TNG	1,100
AMV	64	INN	720
TTT	56	WCS	576
PVX	49	DNP	307

HNX 外資買/賣 超的前 5 名

UPCOM 外資每日買/賣超



證券代碼	買超金額 (百萬盾)	證券代碼	賣超金額 (百萬盾)
VEA	7,418	ACV	1,664
VTP	6,499	QNS	1,393
MFS	682	BSR	456
MPC	626	GVR	205
GEG	389	OIL	119

UPCOM 外資買/賣 超的前 5 名



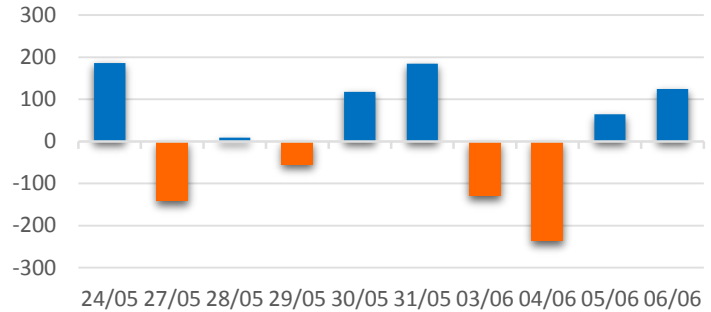
We Create **Fortune**

自營進出統計

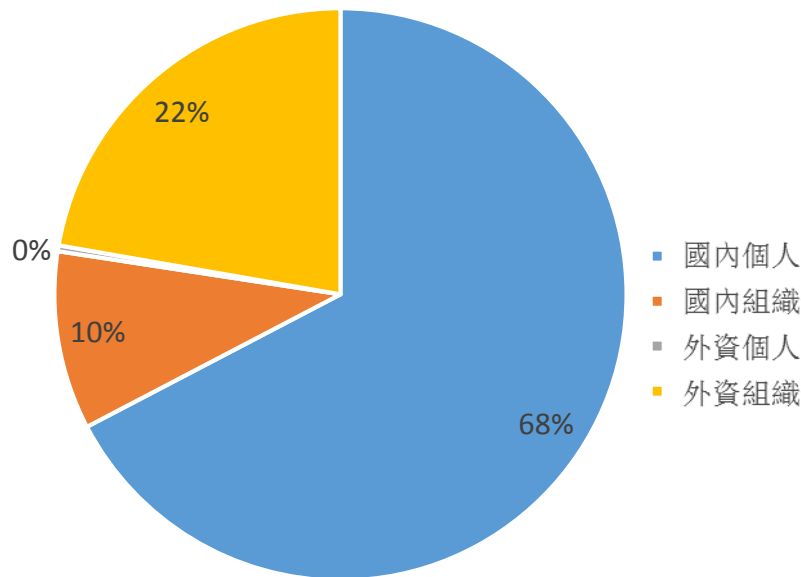
證券代碼	買超金額 (百萬盾)	證券代碼	賣超金額 (百萬盾)
VIC	110,917	E1VFN30	84,354
VHM	4,243	VHM	2,231
VIC	110,917	VIC	3,491
NBB	13,279	BMP	11,312
HPG	12,508	TCB	3,617

券商自營交易最大前名

券商自營交易每日買/賣超 (bil. VND)



越南證券市場投資人類別統計

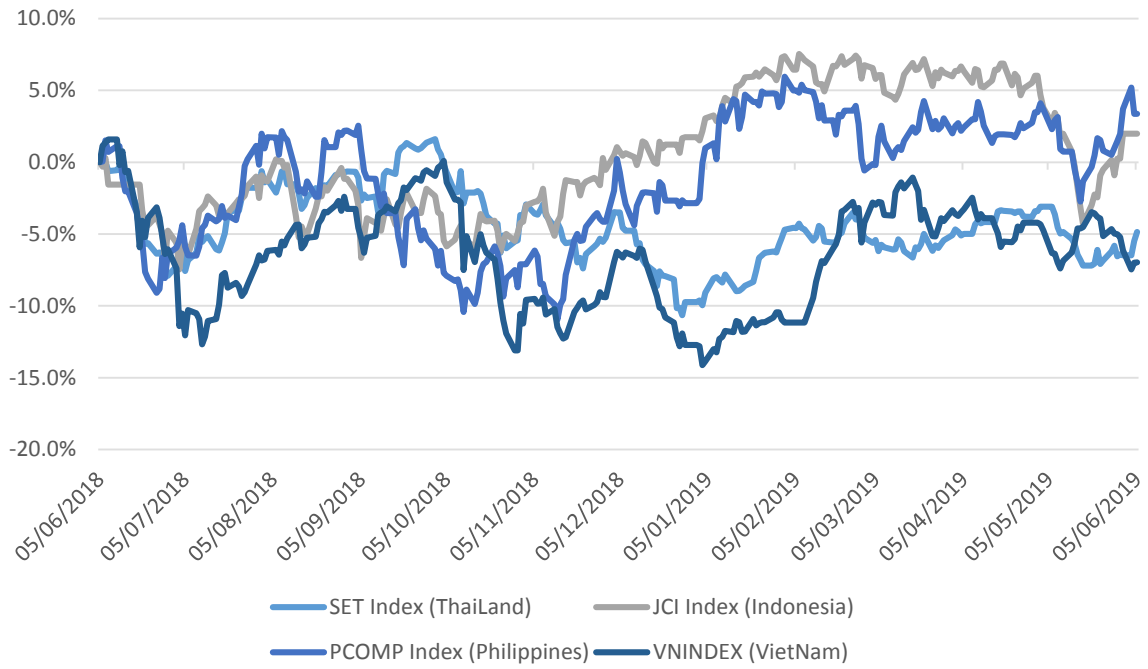


資料源: FiinPro – YSVN



We Create Fortune

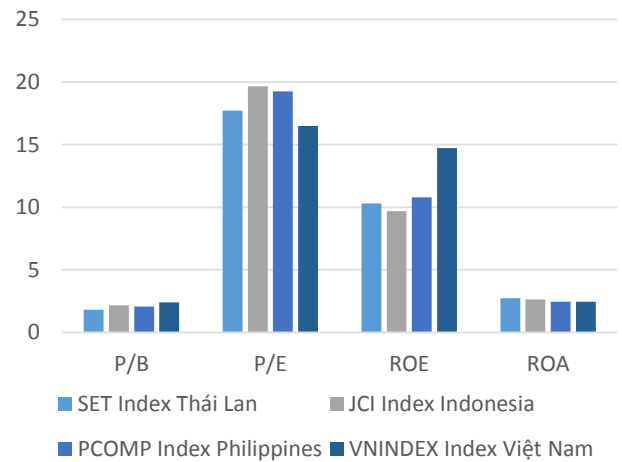
東南亞主要市場走勢比較



東南亞主要市場數據

		Thailand	Indonesia	Philippines	Vietnam
P/B		1.8x	2.2x	2.1x	2.4x
P/E		17.7x	19.7x	19.2x	16.5x
ROE	%	10.30	9.68	10.78	14.73
ROA	%	2.73	2.62	2.43	2.44
Vốn hóa	Tỷ USD	533.97	497.24	193.94	136.68
GTGD	Triệu USD	1.82	0.60	0.10	0.09
LS cổ tức	%	3.16	2.34	1.63	2.09

BloomBerg & YSVN





We Create **Fortune**

元大證券（越南）股份公司

個人客戶分析部

Nguyễn Thế Minh

研究分析經理

+84 28 3622 6868 ext 3826
minh.nguyen@yuanta.com.vn

Quách Đức Khánh

高級分析專員

+84 28 3622 6868 ext 3833
khanh.quach@yuanta.com.vn

Nguyễn Trịnh Ngọc Hồng

分析專員

+84 28 3622 6868 ext 3832
hong.nguyen@yuanta.com.vn

Phạm Tân Phát

高級分析專員

+84 28 3622 6868 ext 3830
phat.pham@yuanta.com.vn

個人客戶業務部

Nguyễn Thanh Tùng

總公司業務經理

+84 28 3622 6868 ext 3609
tung.nguyen@yuanta.com.vn

Chung Kim Hoa

華人客戶部經理

+84 28 3622 6868 ext 3828
hoa.chung@yuanta.com.vn

Phù Vĩnh Qué

堤岸分行經理

+84 28 3622 6868
que.phu@yuanta.com.vn

Nguyễn Việt Quang

河內分行經理

+84 28 3622 6868 ext 3404
quang.nguyen@yuanta.com.vn

Võ Thị Thu Thủy

平陽分行經理

+84 28 3622 6868 ext 3505
thuy.vo@yuanta.com.vn

Bùi Quốc Phong

同奈分行經理

+84 28 3622 6868
phong.bui@yuanta.com.vn

Nguyễn Đức Hoàn

河內南部營業中心經理

+84 28 3622 6868 ext 3409
hoan.nguyen@yuanta.com.vn



We Create **Fortune**

Appendix A: Important Disclosures

Analyst Certification

Each research analyst primarily responsible for the content of this research report, in whole or in part, certifies that with respect to each security or issuer that the analyst covered in this report: (1) all of the views expressed accurately reflect his or her personal views about those securities or issuers; and (2) no part of his or her compensation was, is, or will be, directly or indirectly, related to the specific recommendations or views expressed by that research analyst in the research report.

Ratings Definitions

BUY: We have a positive outlook on the stock based on our expected absolute or relative return over the investment period. Our thesis is based on our analysis of the company's outlook, financial performance, catalysts, valuation and risk profile. We recommend investors add to their position.

HOLD-Outperform: In our view, the stock's fundamentals are relatively more attractive than peers at the current price. Our thesis is based on our analysis of the company's outlook, financial performance, catalysts, valuation and risk profile.

HOLD-Underperform: In our view, the stock's fundamentals are relatively less attractive than peers at the current price. Our thesis is based on our analysis of the company's outlook, financial performance, catalysts, valuation and risk profile.

SELL: We have a negative outlook on the stock based on our expected absolute or relative return over the investment period. Our thesis is based on our analysis of the company's outlook, financial performance, catalysts, valuation and risk profile. We recommend investors reduce their position.

Under Review: We actively follow the company, although our estimates, rating and target price are under review.

Restricted: The rating and target price have been suspended temporarily to comply with applicable regulations and/or Yuanta policies.

Note: Yuanta research coverage with a Target Price is based on an investment period of 12 months. Greater China Discovery Series coverage does not have a formal 12 month Target Price and the recommendation is based on an investment period specified by the analyst in the report.

Global Disclaimer

© 2018 Yuanta. All rights reserved. The information in this report has been compiled from sources we believe to be reliable, but we do not hold ourselves responsible for its completeness or accuracy. It is not an offer to sell or solicitation of an offer to buy any securities. All opinions and estimates included in this report constitute our judgment as of this date and are subject to change without notice.

This report provides general information only. Neither the information nor any opinion expressed herein constitutes an offer or invitation to make an offer to buy or sell securities or other investments. This material is prepared for general circulation to clients and is not intended to provide tailored investment advice and does not take into account the individual financial situation and objectives of any specific person who may receive this report. Investors should seek financial advice regarding the appropriateness of investing in any securities, investments or investment strategies discussed or recommended in this report. The information contained in this report has been compiled from sources believed to be reliable but no representation or warranty, express or implied, is made as to its accuracy, completeness or correctness. This report is not (and should not be construed as) a solicitation to act as securities broker or dealer in any jurisdiction by any person or company that is not legally permitted to carry on such business in that jurisdiction.

Yuanta research is distributed in the United States only to Major U.S. Institutional Investors (as defined in Rule 15a-6 under the Securities Exchange Act of 1934, as amended and SEC staff interpretations thereof). All transactions by a US person in the securities mentioned in this report must be effected through a registered broker-dealer under Section 15 of the Securities Exchange Act of 1934, as amended. Yuanta research is distributed in Taiwan by Yuanta Securities Investment Consulting. Yuanta research is distributed in Hong Kong by Yuanta Securities (Hong Kong) Co. Limited, which is licensed in Hong Kong by the Securities and Futures Commission for regulated activities, including Type 4 regulated activity (advising on securities). In Hong Kong, this research report may not be redistributed, retransmitted or disclosed, in whole or in part or any form or manner, without the express written