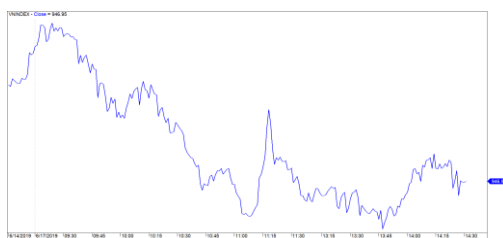


市場走勢 2019/06/17

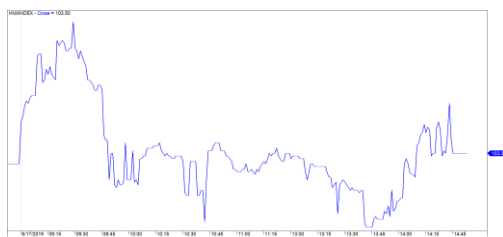
市場指數	VNI	HNI	UPCOM
收盤	946.95	103.50	54.97
%日	-0.70%	0.04%	-0.13%
%週	-1.66%	-0.47%	0.26%
%月	-3.02%	-2.16%	-0.49%
%年	-6.84%	-10.70%	3.58%
成交值(十億盾)			
當日	3,591	282	186
日均量/週	3,398	289	280
日均量/月	3,699	339	321
外資進出			
買進	723.75	4.76	46.08
賣出	620.19	3.28	42.98
買賣超	103.56	1.48	3.10
市場漲跌家數			
上漲	119	54	192
下跌	182	82	131
持平	85	236	558
市場指標			
P/E	16.47	9.29	17.60
總市值 (兆盾)	3,228	187	975
股息殖利率	4.83%	3.37%	7.50%

資料源: Bloomberg – YSVN

VNINDEX



HNIINDEX



市場走勢

拋售壓力持續纏繞越南市場各大指數，導致指數從一開盤就走弱。午盤出現低價需求，有助於 VN-Index 收跌 0.7% 至 946.95 點，Upcom 指數下跌 0.14%，收於 54.97 點，HNX 指數上漲 0.04%，收於 103.5 點。三大證交成交值達約 2.6 兆越盾。

受 Vingroup 股族所影響，當天 VN30-Index 股組股價大幅下跌，包括 VHM (-2.4%)，VRE (-2.6%)，VIC (-0.9%)，以及 CTD，DHG，NVL，HPG，PNJ，MWG 下降超過 1%。與此同時，銀行股分歧於 VCB，VPG 放緩，而只有 CTG，EIB，ACB 小幅上漲。中、小型股遭拋售量較小，分別下跌 0.65% 和 0.35% 的可能性。

外資連續三盤賣超後重回買超，三大證交共 1080 億越盾。VNM，POW，BVH，EIVFVN30 是最受歡迎買入的前四名，而 EIB，HPG，VRE，MCH 遭大量拋售。

短線市場觀點

我們預計 VN-Index 會在 950 點左右繼續波動。同時，市場有進入累積階段的跡象，但此狀態尚未明確，積極點是，若 VN30-Index 在今天交易盤復甦，就短期風險可能會逐漸降低。此外，短線投資者對目前趨勢仍謹慎，且股票比重仍然偏低。

我們的趨勢指標仍維持兩大股指短期趨勢下跌，阻力線位於 VN-index 的 964.52 點和 HNX-Index 的 105.16 點。因此，從謹慎角度來看，我們建議短線投資者可繼續觀市。同時，只宜按照建議的低股票比重開新買位。

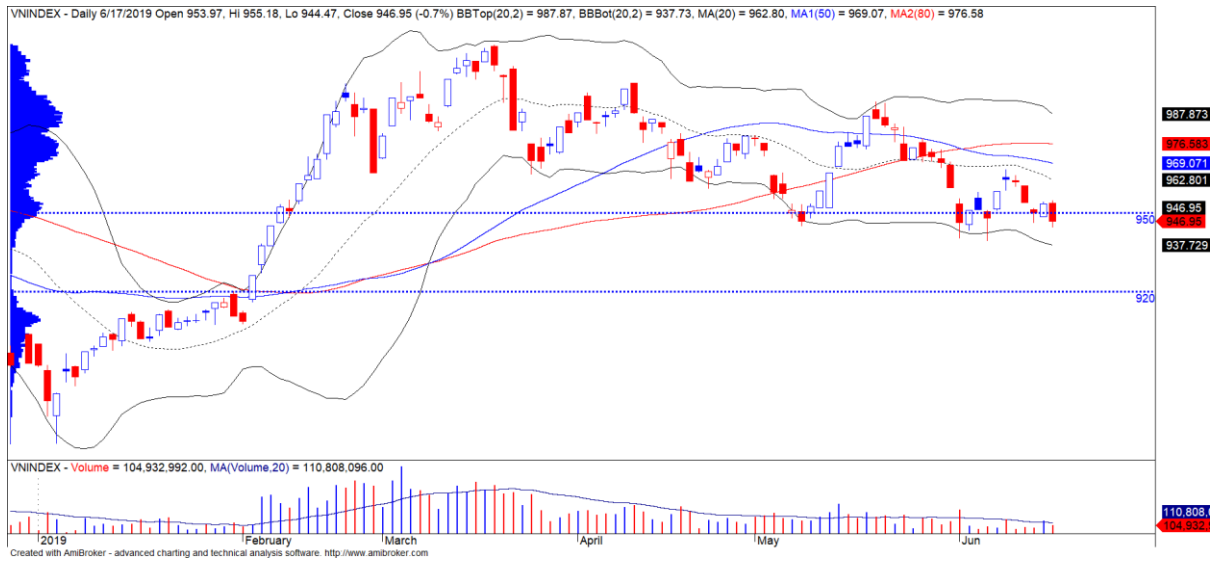
建議短線投資比重：35% 股票 / 65% 現金

(股票趨勢追蹤圖在下一頁內更新)

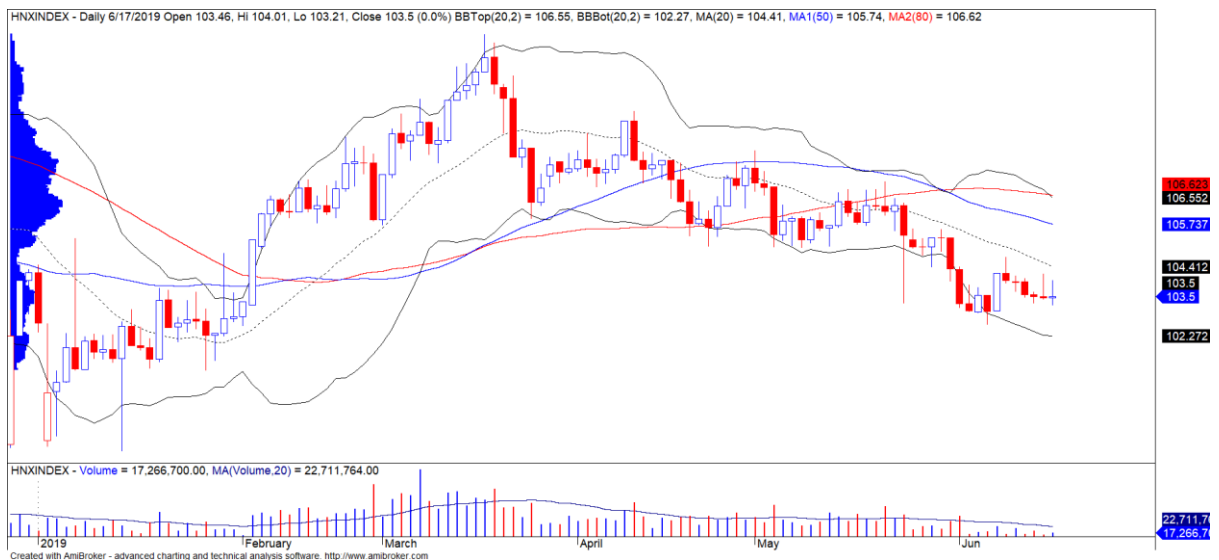


We Create Fortune

技術分析圖



指數技術分析圖 VN-Index



指數技術分析圖 HNX-Index

指數	短期趨勢	中期趨勢	阻力區 1	阻力區 2	支撐區 1	支撐區 2
VN-Index	下跌	上漲	1,000	1,025	965	953
HNX-Index	下跌	下跌	108	110	105	101
VN30	下跌	上漲	895	935	877	863
VNMidcaps	上漲	上漲	992	1,030	969	963
VNSmallcaps	上漲	上漲	835	845	822	804

We Create Fortune

股票趨勢追蹤表

股票	價格	短期趨勢	中期趨勢	短期買進價格	短期止損	暫計短期利潤%	短期訊號	中期買進價格	中期止損	暫計中期獲利%	中期訊號
AAA	18,050	下跌	上漲		18,216			16,850	16,230	7.12%	
ACB	28,700	下跌	下跌		29,364				31,573		
ACV	83,900	上漲	上漲	83,000	79,973	1.08%		90,000	79,578	-6.78%	
ANV	26,550	下跌	下跌		29,164			30,000	27,127	-9.58%	賣出
ASM	7,040	下跌	下跌		7,253				8,114		
BFC	20,200	下跌	下跌		20,541				22,482		
BID	32,100	下跌	上漲		32,443			33,400	31,227	-3.89%	
BMP	43,700	上漲	下跌	44,500	42,236	-1.80%			48,377		
BSR	13,000	下跌	下跌		13,558				14,995		
BVH	80,500	上漲	下跌	79,000	77,365	1.90%			85,113		
BWE	26,100	上漲	上漲	25,850	25,593	0.97%		20,000	24,073	30.50%	
CEO	11,500	上漲	下跌	11,900	11,344	-3.36%			12,742		
CII	22,450	下跌	下跌		23,393				24,605		
CMG	36,850	上漲	上漲	37,800	34,476	-2.51%		23,200	31,773	58.84%	
CMX	22,000	下跌	上漲		23,992			5,910	21,617	272.25%	
CSM	15,150	上漲	上漲	15,250	14,746	-0.66%		14,390	14,225	5.28%	
CTD	99,100	下跌	下跌		107,378				121,274		
CTG	20,450	下跌	上漲		20,823			22,700	19,639	-9.91%	
CTI	23,450	上漲	下跌	23,800	22,663	-1.47%			25,172		
CTR	27,300	下跌	N/A		28,535				4,113		
CVT	18,050	下跌	下跌		19,195				20,905		
DCM	8,240	下跌	下跌		8,421				9,047		
DGC	28,700	下跌	下跌		29,811				33,834		
DGW	21,000	下跌	下跌		22,400				23,973		
DHA	35,550	上漲	上漲	32,250	33,969	10.23%		29,100	31,103	22.16%	
DHC	43,100	上漲	上漲	40,900	41,616	5.38%		35,200	36,365	22.44%	
DHG	104,300	下跌	下跌		112,699			93,000	109,338	17.57%	賣出
DIG	13,800	下跌	下跌		14,215				15,436		
DPG	36,800	下跌	上漲		40,198			40,018	34,775	-8.04%	
DPM	16,500	下跌	下跌		18,145				19,155		
DPR	44,500	上漲	上漲	43,400	42,437	2.53%		42,500	38,294	4.71%	
DQC	18,200	下跌	下跌		19,117				21,558		
DRC	18,850	下跌	下跌		20,301				22,145		

We Create Fortune

DXG	17,900	下跌	下跌		18,864			20,749		
EIB	18,550	上漲	上漲	17,800	17,455	4.21%		14,700	16,352	26.19%
FCN	14,000	下跌	上漲		14,704			16,050	13,649	-12.77%
FMC	28,200	上漲	下跌	28,950	27,778	-2.59%			30,620	
FPT	44,050	上漲	上漲	45,200	43,802	-2.54%		46,000	42,214	-4.24%
GAS	101,900	下跌	上漲		105,433			101,000	101,898	0.89%
GEX	22,300	上漲	上漲	22,900	21,903	-2.62%		24,700	21,615	-9.72%
GIL	32,000	下跌	下跌		32,780				35,891	
GMD	25,950	下跌	下跌		26,855				27,993	
GTN	18,950	下跌	上漲		19,940			15,000	16,369	26.33%
GVR	13,200	上漲	下跌	13,500	12,576	-2.22%			N/A	
HAG	5,000	下跌	下跌		5,120				5,638	
HAX	13,900	下跌	下跌		14,223				15,452	
HBC	15,500	下跌	下跌		16,594				18,315	
HCM	22,850	下跌	下跌		24,394				26,695	
HDB	26,500	上漲	下跌	27,600	25,944	-3.99%			29,529	
HDC	15,000	上漲	上漲	15,250	14,314	-1.64%		15,250	12,581	-1.64%
HDG	31,600	上漲	下跌	32,700	30,867	-3.36%			34,589	
HNG	15,200	下跌	下跌		15,569				16,554	
HPG	22,450	下跌	下跌		24,012				26,363	
HSG	7,680	下跌	上漲		8,080			9,300	7,015	-17.42%
HT1	15,750	下跌	上漲		16,688			14,800	15,465	6.42%
HUT	2,800	下跌	下跌		3,047				3,532	
HVN	42,200	下跌	上漲		43,597			39,000	38,265	8.21%
KBC	14,450	上漲	下跌	14,300	14,146	1.05%			15,013	
KDH	24,000	上漲	下跌	30,900	23,538	-22.33%			24,759	
KSB	21,900	下跌	下跌		22,402				25,364	
LCG	9,810	下跌	下跌		10,292				11,439	
LDG	8,730	下跌	下跌		9,170				10,387	
LHG	18,900	下跌	上漲		19,948			19,300	17,020	-2.07%
LPB	7,900	下跌	下跌		8,156				8,686	
LSS	5,390	下跌	下跌		5,629				5,906	
MBB	20,700	下跌	上漲		20,956			21,850	20,106	-5.26%
MPC	33,000	下跌	下跌		36,371				43,638	
MSN	83,500	下跌	上漲		87,504			89,000	80,742	-6.18%
MSR	19,100	下跌	下跌		20,910				20,715	

We Create Fortune

MWG	87,800	上漲	上漲	88,300	87,404	-0.57%		88,700	80,841	-1.01%	
NDN	14,800	上漲	上漲	14,100	14,190	4.96%		13,700	12,682	8.03%	
NKG	6,120	下跌	下跌		6,441				7,282		
NLG	29,700	上漲	上漲	29,700	28,321	0.00%		28,700	27,833	3.48%	
NT2	26,850	下跌	下跌		27,696				29,219		
NTL	22,400	上漲	上漲	22,950	21,392	-2.40%		10,450	21,175	114.35%	
NVL	57,800	下跌	下跌	58,100	58,693	1.02%	賣出		62,332		
OIL	12,200	下跌	下跌		12,937				14,058		
PAC	37,300	上漲	下跌	38,000	36,036	-1.84%			39,387		
PC1	23,500	下跌	下跌		24,068				25,195		
PDR	24,700	上漲	上漲	24,100	24,343	2.49%		29,000	22,587	-14.83%	
PHR	55,800	下跌	上漲		59,085			24,000	50,969	132.50%	
PLX	61,300	下跌	上漲		63,992			62,400	58,426	-1.76%	
PNJ	72,200	下跌	下跌		78,162			104,000	72,834	-29.97%	
POW	15,950	上漲	上漲	15,200	15,513	4.93%		15,700	13,783	1.59%	
PVT	16,350	下跌	下跌		17,034				17,615		
PPC	27,300	下跌	上漲		27,691			19,700	24,232	38.58%	
PTB	67,400	上漲	上漲	66,600	65,562	1.20%		64,000	59,893	5.31%	
PVB	18,500	下跌	上漲		19,413			20,100	16,786	-7.96%	
PVD	18,000	下跌	上漲		19,401			18,500	17,783	-2.70%	
PVI	35,800	下跌	下跌		37,771				40,609		
PVS	22,000	下跌	上漲		22,987			21,100	21,468	4.27%	
PXS	4,890	下跌	上漲		5,036			4,850	4,262	0.82%	
QNS	30,400	下跌	下跌		31,285				34,021		
REE	31,550	下跌	上漲		32,776			33,325	31,114	-5.33%	
SAB	273,000	上漲	上漲	253,000	263,945	7.91%		245,000	244,068	11.43%	
SAM	7,850	下跌	上漲		8,038			7,400	7,125	6.08%	
SCR	7,400	上漲	下跌	7,500	7,255	-1.33%			7,611		
SHI	8,400	上漲	上漲	8,140	7,913	3.19%		6,990	6,997	20.17%	
SJS	19,600	上漲	下跌	18,300	18,032	7.10%			19,930		
SKG	14,400	上漲	下跌	13,950	14,023	3.23%			14,892		
SSI	24,600	下跌	下跌		25,496				27,071		
STB	11,450	下跌	下跌		11,998			13,000	11,486	-11.65%	
TCB	20,800	下跌	下跌		22,095				N/A		
TCM	25,650	下跌	下跌		28,008				31,246		
TDH	12,750	上漲	上漲	11,700	12,227	8.97%		11,650	10,730	9.44%	

We Create Fortune

TLH	4,990	下跌	上漲		5,128			5,390	4,797	-7.42%	
TNG	18,400	下跌	上漲		19,816			12,000	16,367	53.33%	
VCB	69,200	上漲	上漲	69,200	65,672	0.00%		62,000	62,992	11.61%	
VCG	28,100	上漲	上漲	28,100	26,997	0.00%	買進	19,200	23,906	46.35%	
VCS	61,300	上漲	下跌	63,100	60,416	-2.85%			69,165		
VGC	20,000	下跌	下跌		20,742				21,647		
VGT	10,900	上漲	下跌	12,000	10,694	-9.17%			13,091		
VHC	85,000	下跌	下跌		89,766				98,373		
VHM	78,000	下跌	下跌		82,005				90,557		
VIB	16,700	下跌	下跌		16,951			19,036	16,801	-11.74%	賣出
VIC	114,500	上漲	上漲	113,000	114,447	1.33%		112,000	108,251	2.23%	
VIP	5,690	下跌	下跌		5,825				6,155		
VJC	119,900	下跌	上漲	114,400	120,771	5.57%	賣出	124,500	113,051	-3.69%	
VND	15,200	下跌	下跌		15,861				17,260		
VNG	20,900	上漲	下跌	20,600	20,269	1.46%			21,275		
VNM	123,700	下跌	下跌		127,400				137,830		
VPB	18,600	上漲	下跌	18,600	17,754	0.00%			19,817		
VPI	41,850	上漲	下跌	41,750	40,928	0.24%			43,124		
VRC	16,250	下跌	下跌		16,755				18,318		
VRE	34,000	下跌	上漲		35,633			35,000	31,101	-2.86%	
VSC	31,550	下跌	下跌		33,287				35,256		

LARGECAPS 大型股票趨勢追蹤表

股票	價格	短期趨勢	中期趨勢	短期買進價格	短期止損	暫計短期利潤%	短期訊號	中期買進價格	中期止損	暫計中期獲利%	中期訊號
ACB	28,700	下跌	下跌		29,364				31,573		
BID	32,100	下跌	上漲		32,443			33,400	31,227	-3.89%	
BSR	13,000	下跌	下跌		13,558				14,995		
BVH	80,500	上漲	下跌	79,000	77,365	1.90%			85,113		
CTG	20,450	下跌	上漲		20,823			22,700	19,639	-9.91%	
EIB	18,550	上漲	上漲	17,800	17,455	4.21%		14,700	16,352	26.19%	
FPT	44,050	上漲	上漲	45,200	43,802	-2.54%		40,997	42,214	7.45%	
GAS	101,900	下跌	上漲		105,433			99,026	101,898	2.90%	
HDB	26,500	上漲	下跌	27,600	25,944	-3.99%			29,529		
HNG	15,200	下跌	下跌		15,569				16,554		
HPG	22,450	下跌	下跌		24,012				26,363		

We Create Fortune

HVN	42,200	下跌	上漲		43,597			39,000	38,265	8.21%	
KDH	24,000	上漲	下跌	30,900	23,538	-22.33%			24,759		
MBB	20,700	下跌	上漲		20,956			21,271	20,106	-2.69%	
MSN	83,500	下跌	上漲		87,504			89,000	80,742	-6.18%	
MWG	87,800	上漲	上漲	88,300	87,404	-0.57%		88,700	80,841	-1.01%	
NVL	57,800	下跌	下跌	58,100	58,693	1.02%	賣出		62,332		
OIL	12,200	下跌	下跌		12,937				14,058		
PLX	61,300	下跌	N/A		63,992			62,400	58,426	-1.76%	
PNJ	72,200	下跌	下跌		78,162			77,881	72,834	-6.48%	
POW	15,950	上漲	上漲	15,200	15,513	4.93%		15,700	13,783	1.59%	
PVS	22,000	下跌	上漲		22,987			21,100	21,468	4.27%	
QNS	30,400	下跌	下跌		31,285				34,021		
REE	31,550	下跌	上漲		32,776			33,325	31,114	-5.33%	
ROS	30,150	下跌	上漲		31,694			34,800	27,327	-13.36%	
SSI	24,600	下跌	下跌		25,496				27,071		
STB	11,450	下跌	下跌		11,998			13,000	11,486	-11.65%	
TCB	20,800	下跌	下跌		22,095				24,139		
TPB	24,500	上漲	下跌	22,500	24,076	8.89%			N/A		
VCB	69,200	上漲	上漲	69,200	65,672	0.00%		62,000	62,992	11.61%	
VCG	28,100	上漲	上漲	28,100	26,997	0.00%	買進	18,441	23,906	52.38%	
VEA	57,000	上漲	下跌	50,000	54,055	14.00%			N/A		
VGI	28,200	下跌	下跌		29,042				N/A		
VHM	78,000	下跌	下跌		82,005				90,557		
VIB	16,700	下跌	下跌		16,951			19,036	16,801	-11.74%	賣出
VIC	114,500	上漲	上漲	113,000	114,447	1.33%		112,000	108,251	2.23%	
VJC	119,900	下跌	上漲	114,400	120,771	5.57%	賣出	124,500	113,051	-3.69%	
VNM	123,700	下跌	下跌		127,400				137,830		
VPB	18,600	上漲	下跌	18,600	17,754	0.00%			19,817		
VRE	34,000	下跌	上漲		35,633			33,996	31,101	0.01%	

MIDCAPS 中型股票趨勢追蹤表

股票	價格	短期趨勢	中期趨勢	短期買進價格	短期止損	暫計短期利潤%	短期訊號	中期買進價格	中期止損	暫計中期獲利%	中期訊號
AAA	18,050	下跌	上漲		18,216			16,850	16,230	7.12%	
ANV	26,550	下跌	下跌		29,164			30,000	27,127	-9.58%	賣出
ASM	7,040	下跌	下跌		7,253				8,114		
BMP	43,700	上漲	下跌	44,500	42,236	-1.80%			48,377		
BWE	26,100	上漲	上漲	25,850	25,593	0.97%		19,440	24,073	34.26%	

We Create Fortune

C4G	8,800	下跌	#N/A		9,317			#N/A		
CEO	11,500	上漲	下跌	11,900	11,344	-3.36%		12,742		
CII	22,450	下跌	下跌		23,393			24,605		
CRE	24,700	下跌	#N/A		25,084			#N/A		
CTI	23,450	上漲	下跌	23,800	22,663	-1.47%		25,172		
CTR	27,300	下跌	#N/A		28,535			#N/A		
DCM	8,240	下跌	下跌		8,421			9,047		
DHC	43,100	上漲	上漲	40,900	41,616	5.38%	35,200	36,365	22.44%	
DIG	13,800	下跌	下跌		14,215			15,436		
DPM	16,500	下跌	下跌		18,145			19,155		
DRC	18,850	下跌	下跌		20,301			22,145		
DXG	17,900	下跌	下跌		18,864			20,749		
E1VFN30	14,190	下跌	下跌		14,678			15,358		
FCN	14,000	下跌	上漲		14,704		16,050	13,649	-12.77%	
FLC	4,350	下跌	下跌		4,496			4,889		
FTM	23,950	下跌	上漲		24,581		16,250	21,483	47.38%	
GEG	21,400	下跌	上漲		22,352		12,900	20,497	65.89%	
GEX	22,300	上漲	上漲	22,900	21,903	-2.62%	24,700	21,615	-9.72%	
GMD	25,950	下跌	下跌		26,855			27,993		
GTN	18,950	下跌	上漲		19,940		15,000	16,369	26.33%	
GVR	13,200	上漲	#N/A	13,500	12,576	-2.22%		#N/A		
HAG	5,000	下跌	下跌		5,120			5,638		
HBC	15,500	下跌	下跌		16,594			18,315		
HCM	22,850	下跌	下跌		24,394			26,695		
HDG	31,600	上漲	下跌	32,700	30,867	-3.36%		34,589		
HPX	26,600	上漲	#N/A	26,800	26,092	-0.75%		#N/A		
HSG	7,680	下跌	上漲		8,080		8,452	7,015	-9.14%	
HT1	15,750	下跌	上漲		16,688		14,800	15,465	6.42%	
IBC	21,950	上漲	上漲	20,900	20,920	5.02%	24,900	19,303	-11.85%	
IDI	7,330	下跌	上漲		7,731		9,150	7,253	-19.89%	
IJC	10,550	上漲	下跌	10,800	10,066	-2.31%		11,501		
ITA	3,050	下跌	上漲		3,194		3,200	2,749	-4.69%	
KBC	14,450	上漲	下跌	14,300	14,146	1.05%		15,013		
KSB	21,900	下跌	下跌		22,402			25,364		
LDG	8,730	下跌	下跌		9,170			10,387		
LPB	7,900	下跌	下跌		8,156			8,686		
MBS	15,500	上漲	#N/A	15,800	15,400	-1.90%	16,000	#N/A	#N/A	
MPC	33,000	下跌	下跌		36,371			43,638		

We Create **Fortune**

NBB	21,400	上漲	上漲	19,300	20,952	10.88%		21,500	18,704	-0.47%	
NKG	6,120	下跌	下跌		6,441				7,282		
NLG	29,700	上漲	上漲	29,700	28,321	0.00%		28,700	27,833	3.48%	
NT2	26,850	下跌	下跌		27,696				29,219		
NTC	#####	下跌	#N/A		149,435			120,000	#N/A	#N/A	
NTL	22,400	上漲	上漲	22,950	21,392	-2.40%		9,331	21,175	140.05%	
NVB	8,100	下跌	下跌		8,436				9,224		
OGC	4,190	下跌	下跌		4,351				4,794		
PC1	23,500	下跌	下跌		24,068				25,195		
PDR	24,700	上漲	上漲	24,100	24,343	2.49%		23,595	22,587	4.68%	
PHR	55,800	下跌	上漲		59,085			22,864	50,969	144.05%	
PPC	27,300	下跌	上漲		27,691			17,422	24,232	56.70%	
PTB	67,400	上漲	上漲	66,600	65,562	1.20%		60,780	59,893	10.89%	
PVD	18,000	下跌	上漲		19,401			18,500	17,783	-2.70%	
PVI	35,800	下跌	下跌		37,771				40,609		
PVT	16,350	下跌	下跌		17,034				17,615		
QCG	4,860	下跌	上漲		5,192			5,910	4,638	-17.77%	
SAM	7,850	下跌	上漲		8,038			7,400	7,125	6.08%	
SBT	17,200	下跌	下跌		17,652				19,287		
SCR	7,400	上漲	下跌	7,500	7,255	-1.33%			7,611		
SHB	7,000	下跌	下跌		7,296				7,745		
SHS	11,700	上漲	上漲	11,900	11,258	-1.68%		12,100	10,571	-3.31%	
SJS	19,600	上漲	下跌	18,300	18,032	7.10%			19,930		
STK	23,500	下跌	上漲		23,807			17,000	21,313	38.24%	
SZC	19,300	上漲	#N/A	16,750	19,281	15.22%			#N/A		
TCH	21,350	上漲	上漲	21,700	20,865	-1.61%		21,000	20,591	1.67%	
TCM	25,650	下跌	下跌		28,008				31,246		
TNG	18,400	下跌	上漲		19,816			12,000	16,367	53.33%	
TTB	22,500	下跌	下跌		23,742			23,700	23,389	-1.31%	賣出
VCI	32,800	上漲	下跌	32,100	31,185	2.18%			35,715		
VGT	10,900	上漲	#N/A	12,000	10,694	-9.17%			#N/A		
VHC	85,000	下跌	下跌		89,766				98,373		
VND	15,200	下跌	下跌		15,861				17,260		
VNG	20,900	上漲	下跌	20,600	20,269	1.46%			21,275		
VPI	41,850	上漲	下跌	41,750	40,928	0.24%			42,859		

We Create Fortune

SMALLCAPS 小型股票趨勢追蹤表

股票	價格	短期趨勢	中期趨勢	短期買進價格	短期止損	暫計短期利潤%	短期訊號	中期買進價格	中期止損	暫計中期獲利%	中期訊號
AAV	10,000	下跌	#N/A		10,427			16,850	#N/A	#N/A	
AGR	3,820	上漲	上漲	3,890	3,662	-1.80%		3,990	3,542	-4.26%	
AMD	1,800	下跌	下跌	1,770	1,834	3.63%	賣出		2,074		
APG	7,610	下跌	下跌		8,107				9,066		
ART	2,600	下跌	下跌		2,795				3,335		
BCC	8,100	下跌	上漲		8,435			7,700	7,657	5.19%	
BCG	5,670	下跌	上漲		5,973			6,390	5,406	-11.27%	
C69	12,400	上漲	上漲	8,800	10,112	40.91%		5,300	8,706	133.96%	
CCL	5,000	上漲	上漲	3,550	4,442	40.85%		3,460	3,627	44.51%	
CRC	15,000	下跌	下跌		15,578				18,498		
CVT	18,050	下跌	下跌		19,195				20,905		
DAG	6,510	下跌	下跌		6,703				7,369		
DAH	8,600	下跌	上漲		8,609			4,664	7,386	84.39%	
DGW	21,000	下跌	下跌		22,400				23,973		
DLG	1,470	上漲	下跌	1,450	1,421	1.38%			1,645		
DRH	6,790	上漲	下跌	6,840	6,438	-0.73%			7,759		
DTD	14,300	上漲	上漲	15,000	13,307	-4.67%		12,900	11,089	10.85%	
EVG	2,720	下跌	下跌		2,876				3,023		
FIT	3,350	上漲	上漲	3,280	3,055	2.13%		3,640	2,853	-7.97%	
GKM	15,100	下跌	上漲		15,532			11,425	14,952	32.17%	
HAH	11,900	下跌	下跌		12,481				12,668		
HAI	1,850	上漲	下跌	1,710	1,774	8.19%			1,935		
HAP	3,460	下跌	上漲		3,730			3,670	3,246	-5.72%	
HAR	4,370	上漲	上漲	3,250	3,920	34.46%		3,710	3,357	17.79%	
HCD	3,810	下跌	下跌		4,004				4,616		
HDA	10,000	下跌	下跌		10,448				11,710		
HDC	15,000	上漲	上漲	15,250	14,314	-1.64%		15,250	12,581	-1.64%	
HHP	17,100	下跌	#N/A		17,854				#N/A		
HHS	3,600	下跌	下跌		3,668				3,912		
HII	12,900	下跌	下跌		13,382				14,296		
HQC	1,400	上漲	下跌	1,430	1,357	-2.10%			1,505		
HSL	8,960	下跌	下跌		9,818				11,235		
HUT	2,800	下跌	下跌		3,047				3,532		
HVG	2,840	下跌	下跌		3,343				5,249		



We Create Fortune

HVH	26,150	上漲	#N/A	26,150	26,080	0.00%	買進		#N/A		
JVC	3,050	下跌	上漲		3,162			3,280	2,981	-7.01%	
KLF	1,500	下跌	下跌		1,707				1,888		
KMR	2,990	下跌	上漲		3,332			3,680	2,649	-18.75%	
LCG	9,810	下跌	下跌		10,292				11,439		
LGL	10,500	上漲	上漲	10,400	10,002	0.96%		7,113	8,529	47.61%	
LHG	18,900	下跌	上漲		19,948			19,300	17,020	-2.07%	
LMH	15,850	上漲	#N/A	15,550	15,839	1.93%			#N/A		
MST	2,900	下跌	下跌		3,291				4,527		
NDN	14,800	上漲	上漲	14,100	14,190	4.96%		13,104	12,682	12.94%	
PHC	13,200	下跌	上漲		13,344			14,450	12,650	-8.65%	
PVB	18,500	下跌	上漲		19,413			20,100	16,786	-7.96%	
PVC	7,000	下跌	上漲		7,387			7,100	6,199	-1.41%	
PXL	5,800	下跌	下跌		6,771				7,604		
PXS	4,890	下跌	上漲		5,036			4,850	4,262	0.82%	
QBS	3,100	下跌	下跌		3,330				3,619		
SFG	17,000	上漲	上漲	17,600	16,597	-3.41%		11,494	14,905	47.90%	
SHI	8,400	上漲	上漲	8,800	7,913	-4.55%		6,233	6,997	34.77%	
SJF	3,130	下跌	下跌		3,135				4,389		
SKG	14,400	上漲	下跌	13,950	14,023	3.23%			14,892		
TDH	12,750	上漲	上漲	11,700	12,227	8.97%		11,650	10,730	9.44%	
TIG	3,500	下跌	上漲		3,915			3,200	3,029	9.38%	
TLD	5,400	下跌	下跌		5,816				6,758		
TLH	4,990	下跌	上漲		5,128			5,850	4,797	-14.70%	
TNI	12,200	上漲	上漲	11,350	11,499	7.49%		12,150	12,010	0.41%	買進
TTF	3,200	下跌	上漲		3,397			3,990	3,028	-19.80%	
TTH	4,300	下跌	上漲		4,501			5,273	4,217	-18.45%	
TVB	17,350	下跌	下跌		17,914				19,936		
TVC	12,100	下跌	下跌		12,685			9,400	12,451	32.46%	賣出
VC3	23,300	上漲	上漲	23,100	22,538	0.87%		22,000	21,070	5.91%	
VCR	29,300	上漲	上漲	13,300	22,144	120.30%		3,900	17,322	651.28%	
VNE	4,140	下跌	上漲		4,273			4,650	3,958	-10.97%	
VPG	21,400	上漲	上漲	20,400	19,518	4.90%		20,456	18,842	4.62%	
VRC	16,250	下跌	下跌		16,755				18,318		
YBM	10,200	下跌	下跌		10,965				12,699		

We Create Fortune

胡志明市交易所 (HSX)

	收盤	漲跌%
VNI	946.95	-0.70%
VN30	852.99	-1.01%
VN Mid	961.09	-0.65%
VN Small	812.6	-0.35%

河內交易所 (HSX)

	收盤	漲跌%
HNI	103.5	0.04%
HN30	188.58	0.16%
VNX AllSh	833.06	-0.97%

UPCOM 市場 (UPCoM)

	收盤	漲跌%
UPCoM	54.97	-0.13%

外資交易	成交值(十億盾)	
買進	723.75	
賣出	620.19	
買超/賣超	103.56	

外資交易	成交值(十億盾)	
買進	4.76	
賣出	3.28	
買超/賣超	1.48	

外資交易	成交值(十億盾)	
買進	46.08	
賣出	42.98	
買超/賣超	3.10	

上漲排名/股碼	漲跌(VND)	漲跌%
STK	1000	4.44%
OGC	120	2.95%
HDC	400	2.74%
POW	350	2.24%
FIT	70	2.13%

上漲排名/股碼	漲跌(VND)	漲跌%
VCR	2600	9.74%
VCG	1600	6.04%
NDN	200	1.37%
PVS	200	0.92%
SHS	100	0.86%

上漲排名/股碼	漲跌(VND)	漲跌%
VGI	800	2.92%
MPC	900	2.80%
C4G	200	2.33%
ACV	1300	1.57%
LPB	100	1.28%

下跌排名/股碼	漲跌(VND)	漲跌%
DPM	-650	-3.79%
DPG	-1200	-3.16%
CTD	-3200	-3.13%
LCG	-290	-2.87%
PNJ	-2000	-2.70%

下跌排名/股碼	漲跌(VND)	漲跌%
CEO	-200	-1.71%
TNG	-200	-1.08%
PVI	-200	-0.56%
TAR	-100	-0.33%
VCS	-200	-0.33%

下跌排名/股碼	漲跌(VND)	漲跌%
BOT	-1800	-3.28%
GVR	-400	-2.94%
OIL	-200	-1.61%
VTP	-1400	-0.94%
QNS	-100	-0.33%

*備註：市值>5,000 億盾；成交值>15 億盾

市值排名/股碼	十億盾	
VIC	396,158	
VHM	267,626	
VCB	256,654	
VNM	215,410	
GAS	195,223	

市值排名/股碼	十億盾	
ACB	35,794	
VCG	11,705	
PVS	10,420	
VCS	9,643	
SHB	8,422	

市值排名/股碼	十億盾	
ACV	179,853	
VGI	83,361	
VEA	75,225	
MCH	59,570	
GVR	54,208	

交易量排名/股碼	成交值	30 日均
ROS	12,186,500	9,846,513
ITA	9,825,250	4,811,165
TCB	7,323,430	2,755,370
POW	7,137,680	2,488,335
HNG	6,677,520	2,195,457

交易量排名/股碼	成交值	30 日均
SHB	4,993,297	5,008,624
VCG	2,494,363	296,492
PVS	1,598,998	3,405,786
HUT	1,081,560	1,386,521
AAV	1,057,805	313,245

交易量排名/股碼	成交值	30 日均
GVR	804,133	834,549
VGI	631,330	739,968
C4G	553,232	313,069
PPI	552,130	195,570
PXL	483,490	294,062

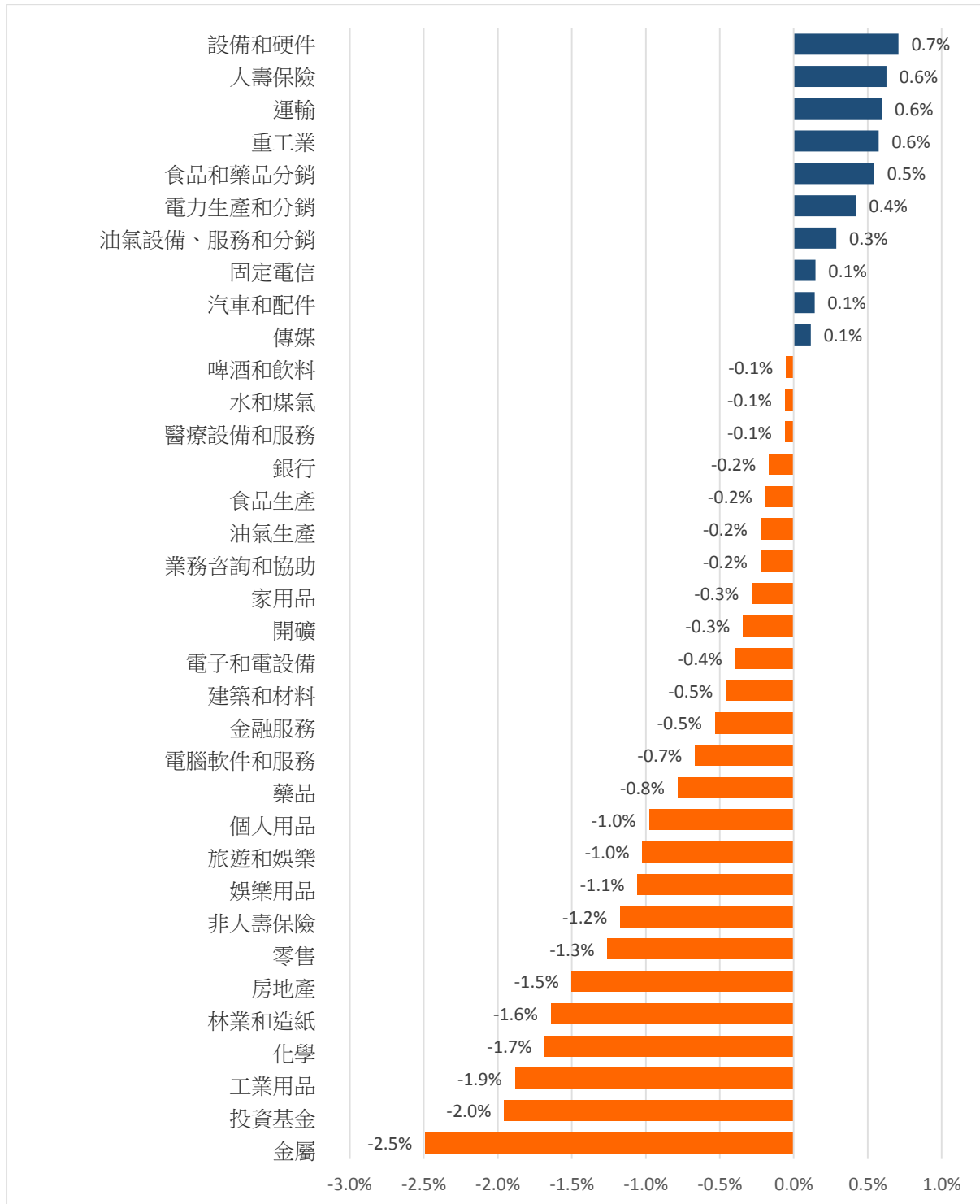
資料源: Bloomberg & Yuanta Research

資料源: Bloomberg & Yuanta Research

資料源: Bloomberg & Yuanta Research

We Create Fortune

各行業板塊的交易走勢



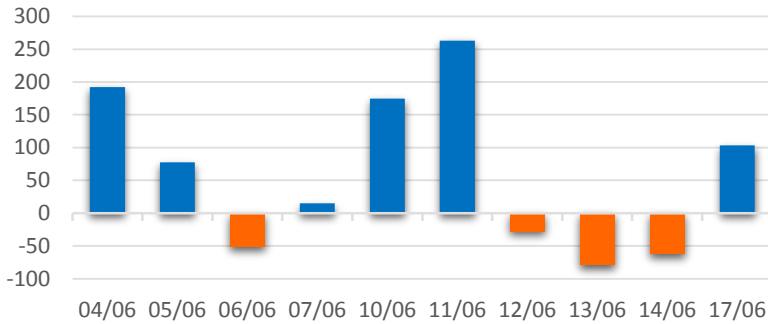
資料源: FiinPro – YSVN



We Create Fortune

外資買進賣統計

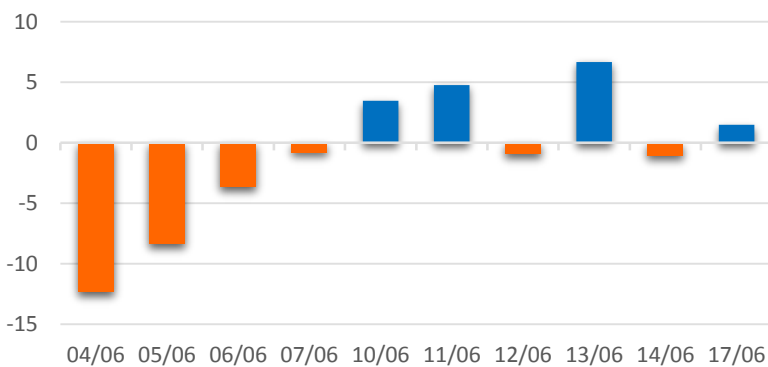
HSX 外資每日買/賣超



證券代碼	買超金額 (百萬盾)	證券代碼	賣超金額 (百萬盾)
VNM	28,670	EIB	15,530
POW	22,929	HPG	15,210
BVH	15,345	VRE	9,298
E1VFN30	15,250	VHC	3,767
AST	13,547	NT2	2,682

HSX 外資買/賣 超的前 5 名

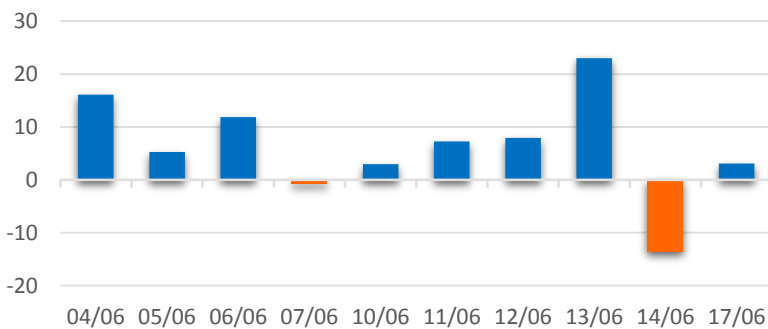
HNX 外資每日買/賣超



證券代碼	買超金額 (百萬盾)	證券代碼	賣超金額 (百萬盾)
PVS	3,093	DAE	935
SHE	113	DNP	401
SHB	112	DBC	282
CSC	106	PTI	145
SHS	59	PMP	135

HNX 外資買/賣 超的前 5 名

UPCOM 外資每日買/賣超



證券代碼	買超金額 (百萬盾)	證券代碼	賣超金額 (百萬盾)
QNS	4,787	MCH	8,400
VTP	3,676	BSR	1,048
ACV	1,928	NNG	145
MKP	665	TTN	24
VEA	594	TND	7

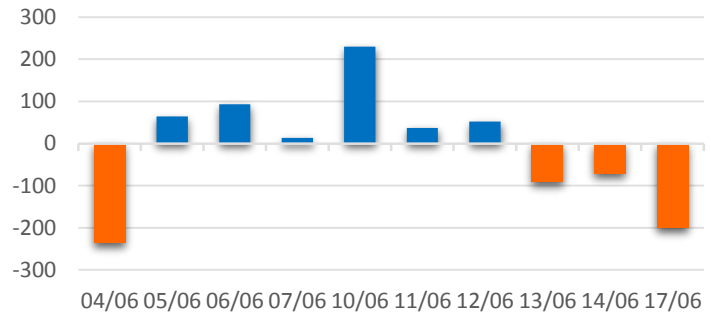
UPCOM 外資買/賣 超的前 5 名

We Create **Fortune**

自營進出統計

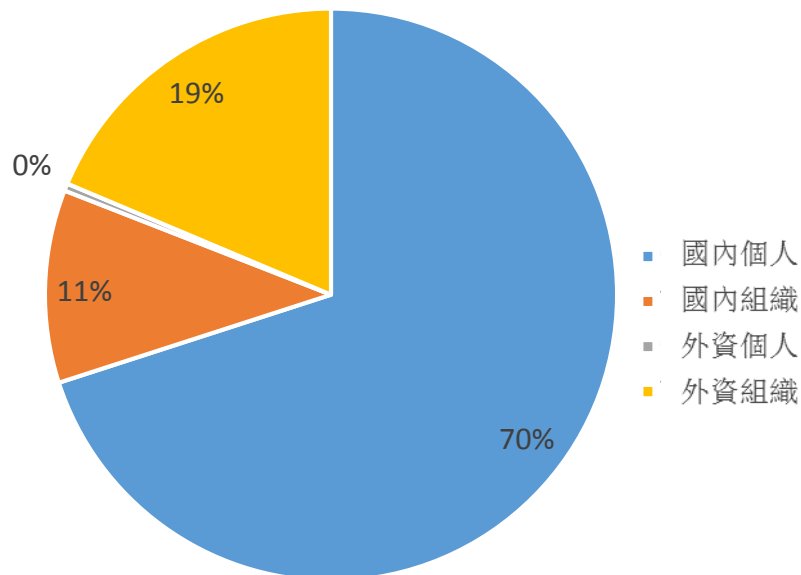
證券代碼	買超金額 (百萬盾)	證券代碼	賣超金額 (百萬盾)
VIC	82,745	VNM	28,236
MWG	22,358	TCB	18,713
VHM	2,403	POW	17,191
HDB	2,144	HPG	16,505
EIB	932	E1VFN30	15,464

券商自營交易每日買/賣超
(bil. VND)



券商自營交易最大前名

越南證券市場投資人類別統計

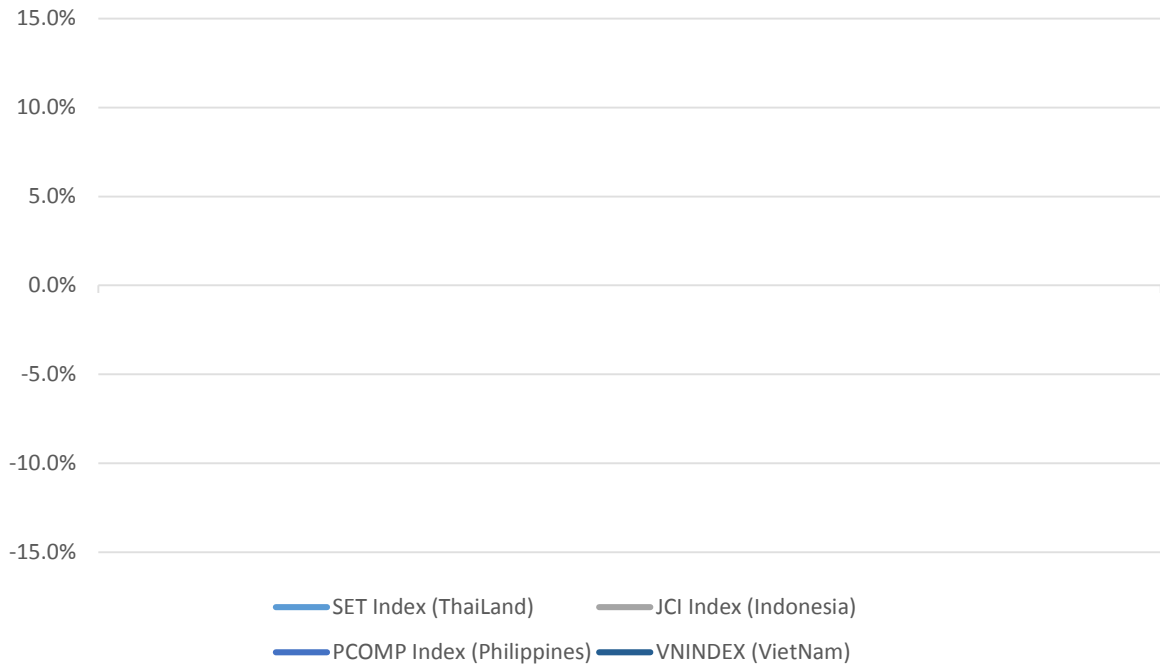


資料源: FiinPro – YSVN



We Create Fortune

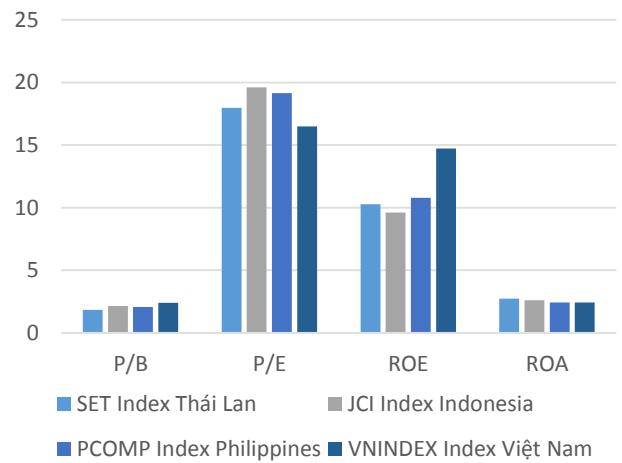
東南亞主要市場走勢比較



東南亞主要市場數據

		Thailand	Indonesia	Philippines	Vietnam
P/B		1.8x	2.1x	2.1x	2.4x
P/E		18.0x	19.6x	19.2x	16.5x
ROE	%	10.28	9.61	10.78	14.72
ROA	%	2.72	2.61	2.43	2.43
Vốn hóa	Tỷ USD	545.96	498.39	193.09	137.51
GTGD	Triệu USD	1.17	0.39	0.08	0.10
LS cổ tức	%	3.11	2.43	1.65	1.96

BloomBerg & YSVN





We Create **Fortune**

元大證券（越南）股份公司

個人客戶分析部

Nguyễn Thế Minh

研究分析經理

+84 28 3622 6868 ext 3826
minh.nguyen@yuanta.com.vn

Quách Đức Khánh

高級分析專員

+84 28 3622 6868 ext 3833
khanh.quach@yuanta.com.vn

Nguyễn Trịnh Ngọc Hồng

分析專員

+84 28 3622 6868 ext 3832
hong.nguyen@yuanta.com.vn

Phạm Tân Phát

高級分析專員

+84 28 3622 6868 ext 3830
phat.pham@yuanta.com.vn

個人客戶業務部

Nguyễn Thanh Tùng

總公司業務經理

+84 28 3622 6868 ext 3609
tung.nguyen@yuanta.com.vn

Chung Kim Hoa

華人客戶部經理

+84 28 3622 6868 ext 3828
hoa.chung@yuanta.com.vn

Phù Vĩnh Qué

堤岸分行經理

+84 28 3622 6868
que.phu@yuanta.com.vn

Nguyễn Việt Quang

河內分行經理

+84 28 3622 6868 ext 3404
quang.nguyen@yuanta.com.vn

Võ Thị Thu Thủy

平陽分行經理

+84 28 3622 6868 ext 3505
thuy.vo@yuanta.com.vn

Bùi Quốc Phong

同奈分行經理

+84 28 3622 6868
phong.bui@yuanta.com.vn

Nguyễn Đức Hoàn

河內南部營業中心經理

+84 28 3622 6868 ext 3409
hoan.nguyen@yuanta.com.vn



We Create **Fortune**

Appendix A: Important Disclosures

Analyst Certification

Each research analyst primarily responsible for the content of this research report, in whole or in part, certifies that with respect to each security or issuer that the analyst covered in this report: (1) all of the views expressed accurately reflect his or her personal views about those securities or issuers; and (2) no part of his or her compensation was, is, or will be, directly or indirectly, related to the specific recommendations or views expressed by that research analyst in the research report.

Ratings Definitions

BUY: We have a positive outlook on the stock based on our expected absolute or relative return over the investment period. Our thesis is based on our analysis of the company's outlook, financial performance, catalysts, valuation and risk profile. We recommend investors add to their position.

HOLD-Outperform: In our view, the stock's fundamentals are relatively more attractive than peers at the current price. Our thesis is based on our analysis of the company's outlook, financial performance, catalysts, valuation and risk profile.

HOLD-Underperform: In our view, the stock's fundamentals are relatively less attractive than peers at the current price. Our thesis is based on our analysis of the company's outlook, financial performance, catalysts, valuation and risk profile.

SELL: We have a negative outlook on the stock based on our expected absolute or relative return over the investment period. Our thesis is based on our analysis of the company's outlook, financial performance, catalysts, valuation and risk profile. We recommend investors reduce their position.

Under Review: We actively follow the company, although our estimates, rating and target price are under review.

Restricted: The rating and target price have been suspended temporarily to comply with applicable regulations and/or Yuanta policies.

Note: Yuanta research coverage with a Target Price is based on an investment period of 12 months. Greater China Discovery Series coverage does not have a formal 12 month Target Price and the recommendation is based on an investment period specified by the analyst in the report.

Global Disclaimer

© 2018 Yuanta. All rights reserved. The information in this report has been compiled from sources we believe to be reliable, but we do not hold ourselves responsible for its completeness or accuracy. It is not an offer to sell or solicitation of an offer to buy any securities. All opinions and estimates included in this report constitute our judgment as of this date and are subject to change without notice.

This report provides general information only. Neither the information nor any opinion expressed herein constitutes an offer or invitation to make an offer to buy or sell securities or other investments. This material is prepared for general circulation to clients and is not intended to provide tailored investment advice and does not take into account the individual financial situation and objectives of any specific person who may receive this report. Investors should seek financial advice regarding the appropriateness of investing in any securities, investments or investment strategies discussed or recommended in this report. The information contained in this report has been compiled from sources believed to be reliable but no representation or warranty, express or implied, is made as to its accuracy, completeness or correctness. This report is not (and should not be construed as) a solicitation to act as securities broker or dealer in any jurisdiction by any person or company that is not legally permitted to carry on such business in that jurisdiction.

Yuanta research is distributed in the United States only to Major U.S. Institutional Investors (as defined in Rule 15a-6 under the Securities Exchange Act of 1934, as amended and SEC staff interpretations thereof). All transactions by a US person in the securities mentioned in this report must be effected through a registered broker-dealer under Section 15 of the Securities Exchange Act of 1934, as amended. Yuanta research is distributed in Taiwan by Yuanta Securities Investment Consulting. Yuanta research is distributed in Hong Kong by Yuanta Securities (Hong Kong) Co. Limited, which is licensed in Hong Kong by the Securities and Futures Commission for regulated activities, including Type 4 regulated activity (advising on securities). In Hong Kong, this research report may not be redistributed, retransmitted or disclosed, in whole or in part or any form or manner, without the express written