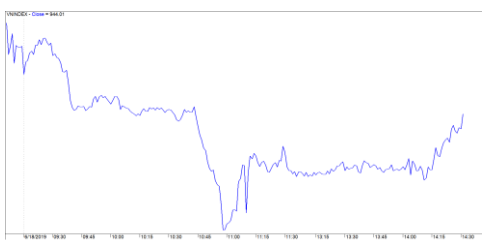


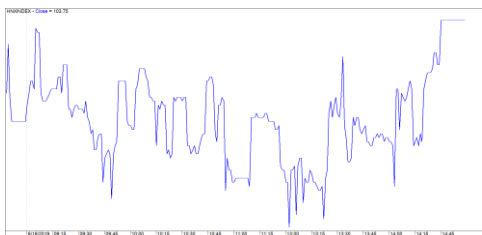
市場走勢 2019/06/18			
市場指數	VNI	HNI	UPCOM
收盤	944.01	103.75	54.67
%日	-0.31%	0.24%	-0.55%
%週	-1.88%	-0.19%	-0.83%
%月	-3.33%	-1.93%	-1.03%
%年	-4.39%	-8.23%	4.01%
成交值(十億盾)			
當日	3,780	319	304
日均量/週	3,529	302	279
日均量/月	3,731	336	316
外資進出			
買進	705.33	3.42	70.21
賣出	688.85	5.24	66.53
買賣超	16.49	-1.82	3.69
市場漲跌家數			
上漲	113	66	214
下跌	172	61	105
持平	101	245	562
市場指標			
P/E	16.36	9.32	17.58
總市值 (兆盾)	3,205	188	975
股息殖利率	4.96%	3.38%	7.68%

資料源: Bloomberg – YSVN

VNINDEX



HNIINDEX



市場走勢

市場繼續出現底部強勁震盪。VN-Index 有時段跌破 940 點但接近盤尾強勁反彈並繼續維持此支撐位。指數收盤小幅下跌 0.31%，收於 944.01 點，Upcom 指數下跌 0.55%，收於 54.67 點，HNX 指數上漲 0.24%，收於 103.75 點。整個市場撮合交易價值略微上漲至逾 2.9 億越盾。

VCB，REE，ROS，MWG，CII，HPG 等藍籌股接近盤尾逆勢轉漲相當強，而 VHM，FPT，SAB 雖有時段大跌，但仍恢復至平盤位。HPG 表現非常出色，漲幅達 2.7%，部分原因在於外資的現金流。另一方面，MSN，TCB，VRE，HDB 比一般市場弱，收盤呈跌。多支中、小型股甚至大幅上揚，如：AAA（3%），TCM（3.3%），NTL（5.4%），SJS（4.6%），D2D（4.5%），NDN（9.5%）可見大部份是房地產股。

外資在三大證交繼續買超共 180 億越盾。買超的前四名：VNM，POW，HPG，BVH，而 VHM，YEG，EIB，NVL 是遭拋售的前四名。

短線市場觀點

我們預計 VN-Index 可能會重新測試 950 點。積極點是，低價位的需求有改善的跡象，且有分散到各股票群組。同時，若市場在接下來 1-2 個交易日中復甦，短期風險可能會趨於下降。此外，投資者情緒仍謹慎，股票比重繼續降低，表明主要的短期策略是關注市場。

我們的趨勢指標仍維持兩大股指短期趨勢下跌，阻力線位於 VN-index 的 964.52 點和 HNX-Index 的 105.16 點。因此，從謹慎角度來看，我們建議短線投資者可繼續觀市。同時，只宜以建議的低股票比重開新買位。

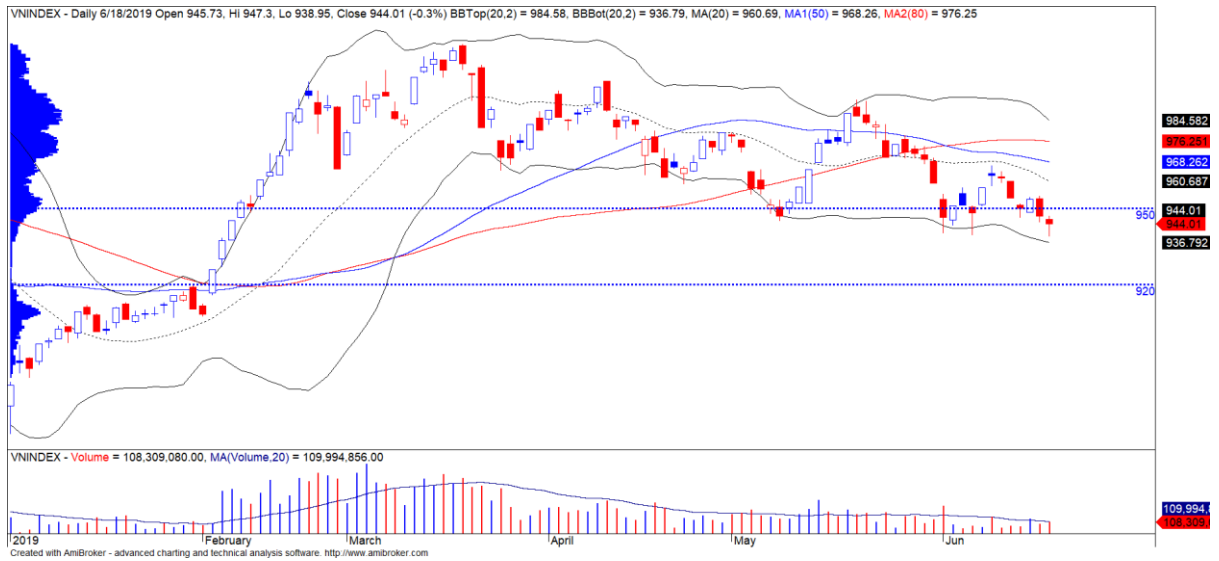
建議短線投資比重：33% 股票 / 67% 現金

(股票趨勢追蹤圖在下一頁內更新)



We Create Fortune

技術分析圖



指數技術分析圖 VN-Index



指數技術分析圖 HNX-Index

指數	短期趨勢	中期趨勢	阻力區 1	阻力區 2	支撐區 1	支撐區 2
VN-Index	下跌	上漲	1,000	1,025	965	953
HNX-Index	下跌	下跌	108	110	105	101
VN30	下跌	上漲	895	935	877	863
VNMidcaps	上漲	上漲	992	1,030	969	963
VNSmallcaps	上漲	上漲	835	845	822	804

We Create Fortune

股票趨勢追蹤表

股票	價格	短期趨勢	中期趨勢	短期買進價格	短期止損	暫計短期利潤%	短期訊號	中期買進價格	中期止損	暫計中期獲利%	中期訊號
AAA	18,600	上漲	上漲	18,600	18,216	0.00%	買進	16,850	16,230	10.39%	
ACV	84,000	上漲	上漲	83,000	80,989	1.20%		90,000	79,578	-6.67%	
BMP	42,500	上漲	下跌	44,500	42,236	-4.49%			48,377		
BVH	80,500	上漲	下跌	79,000	77,365	1.90%			85,113		
BWE	26,350	上漲	上漲	25,850	25,593	1.93%		20,000	24,073	31.75%	
CEO	11,500	上漲	下跌	11,900	11,344	-3.36%			12,742		
CMG	36,500	上漲	上漲	37,800	34,476	-3.44%		23,200	31,773	57.33%	
CSM	14,800	上漲	上漲	15,250	14,746	-2.95%		14,390	14,225	2.85%	
CTI	23,300	上漲	下跌	23,800	22,663	-2.10%			25,172		
DHA	35,700	上漲	上漲	32,250	33,969	10.70%		29,100	31,103	22.68%	
DHC	42,900	上漲	上漲	40,900	41,616	4.89%		35,200	36,365	21.88%	
DPR	44,000	上漲	上漲	43,400	42,437	1.38%		42,500	38,294	3.53%	
EIB	18,600	上漲	上漲	17,800	17,455	4.49%		14,700	16,352	26.53%	
FMC	28,100	上漲	下跌	28,950	27,778	-2.94%			30,620		
FPT	44,050	上漲	上漲	45,200	43,802	-2.54%		46,000	42,214	-4.24%	
GEX	22,000	上漲	上漲	22,900	21,903	-3.93%		24,700	21,615	-10.93%	
GIL	27,300	上漲	下跌	27,300	27,095	0.00%	買進		35,891		
GVR	13,400	上漲	下跌	13,500	12,576	-0.74%			N/A		
HDB	26,000	上漲	下跌	27,600	25,944	-5.80%			29,529		
HDC	14,800	上漲	上漲	15,250	14,314	-2.95%		15,250	12,581	-2.95%	
HDG	30,900	上漲	下跌	32,700	30,867	-5.50%			34,589		
KBC	14,400	上漲	下跌	14,300	14,146	0.70%			15,013		
KDH	24,250	上漲	下跌	23,424	23,634	3.53%			24,759		
MWG	88,300	上漲	上漲	88,300	87,404	0.00%		88,700	80,841	-0.45%	
NDN	16,200	上漲	上漲	14,100	14,190	14.89%		13,700	12,682	18.25%	
NLG	29,600	上漲	上漲	29,700	28,321	-0.34%		28,700	27,833	3.14%	
NTL	23,600	上漲	上漲	22,950	21,392	2.83%		10,450	21,175	125.84%	
PAC	37,300	上漲	下跌	38,000	36,036	-1.84%			39,387		
PDR	24,900	上漲	上漲	24,100	24,343	3.32%		29,000	22,587	-14.14%	
POW	15,800	上漲	上漲	15,200	15,513	3.95%		15,700	13,783	0.64%	
PTB	68,300	上漲	上漲	66,600	65,562	2.55%		64,000	59,893	6.72%	
SAB	273,000	上漲	上漲	253,000	263,945	7.91%		245,000	244,068	11.43%	
SCR	7,350	上漲	下跌	7,500	7,255	-2.00%			7,611		

We Create Fortune

SHI	8,440	上漲	上漲	8,140	7,944	3.69%		6,990	6,997	20.74%	
SJS	20,500	上漲	上漲	18,300	18,547	12.02%			19,930		
SKG	14,350	上漲	下跌	13,950	14,023	2.87%			14,892		
TDH	12,900	上漲	上漲	11,700	12,227	10.26%		11,650	10,730	10.73%	
VCB	70,300	上漲	上漲	69,200	66,888	1.59%		62,000	62,992	13.39%	
VCG	27,800	上漲	上漲	28,100	26,319	-1.07%		19,200	23,906	44.79%	
VCS	60,800	上漲	下跌	63,100	60,416	-3.65%			69,165		
VGT	10,900	上漲	下跌	11,379	10,694	-4.21%			13,091		
VNG	20,800	上漲	下跌	20,600	20,381	0.97%			21,275		
VPB	18,450	上漲	下跌	18,600	17,908	-0.81%			19,817		
VPI	41,500	上漲	下跌	41,750	40,928	-0.60%			43,124		
AAA	18,600	上漲	上漲	18,600	18,216	0.00%	買進	16,850	16,230	10.39%	
ACV	84,000	上漲	上漲	83,000	80,989	1.20%		90,000	79,578	-6.67%	
BMP	42,500	上漲	下跌	44,500	42,236	-4.49%			48,377		
BVH	80,500	上漲	下跌	79,000	77,365	1.90%			85,113		
BWE	26,350	上漲	上漲	25,850	25,593	1.93%		20,000	24,073	31.75%	
CEO	11,500	上漲	下跌	11,900	11,344	-3.36%			12,742		
CMG	36,500	上漲	上漲	37,800	34,476	-3.44%		23,200	31,773	57.33%	
CSM	14,800	上漲	上漲	15,250	14,746	-2.95%		14,390	14,225	2.85%	
CTI	23,300	上漲	下跌	23,800	22,663	-2.10%			25,172		
DHA	35,700	上漲	上漲	32,250	33,969	10.70%		29,100	31,103	22.68%	
DHC	42,900	上漲	上漲	40,900	41,616	4.89%		35,200	36,365	21.88%	
DPR	44,000	上漲	上漲	43,400	42,437	1.38%		42,500	38,294	3.53%	
EIB	18,600	上漲	上漲	17,800	17,455	4.49%		14,700	16,352	26.53%	
FMC	28,100	上漲	下跌	28,950	27,778	-2.94%			30,620		
FPT	44,050	上漲	上漲	45,200	43,802	-2.54%		46,000	42,214	-4.24%	
GEX	22,000	上漲	上漲	22,900	21,903	-3.93%		24,700	21,615	-10.93%	
GIL	27,300	上漲	下跌	27,300	27,095	0.00%	買進		35,891		
GVR	13,400	上漲	下跌	13,500	12,576	-0.74%			N/A		
HDB	26,000	上漲	下跌	27,600	25,944	-5.80%			29,529		
HDC	14,800	上漲	上漲	15,250	14,314	-2.95%		15,250	12,581	-2.95%	
HDG	30,900	上漲	下跌	32,700	30,867	-5.50%			34,589		
KBC	14,400	上漲	下跌	14,300	14,146	0.70%			15,013		
KDH	24,250	上漲	下跌	23,424	23,634	3.53%			24,759		
MWG	88,300	上漲	上漲	88,300	87,404	0.00%		88,700	80,841	-0.45%	
NDN	16,200	上漲	上漲	14,100	14,190	14.89%		13,700	12,682	18.25%	

We Create Fortune

NLG	29,600	上漲	上漲	29,700	28,321	-0.34%		28,700	27,833	3.14%	
NTL	23,600	上漲	上漲	22,950	21,392	2.83%		10,450	21,175	125.84%	
PAC	37,300	上漲	下跌	38,000	36,036	-1.84%			39,387		
PDR	24,900	上漲	上漲	24,100	24,343	3.32%		29,000	22,587	-14.14%	
POW	15,800	上漲	上漲	15,200	15,513	3.95%		15,700	13,783	0.64%	
PTB	68,300	上漲	上漲	66,600	65,562	2.55%		64,000	59,893	6.72%	
SAB	273,000	上漲	上漲	253,000	263,945	7.91%		245,000	244,068	11.43%	
SCR	7,350	上漲	下跌	7,500	7,255	-2.00%			7,611		
SHI	8,440	上漲	上漲	8,140	7,944	3.69%		6,990	6,997	20.74%	
SJS	20,500	上漲	上漲	18,300	18,547	12.02%			19,930		
SKG	14,350	上漲	下跌	13,950	14,023	2.87%			14,892		
TDH	12,900	上漲	上漲	11,700	12,227	10.26%		11,650	10,730	10.73%	
VCB	70,300	上漲	上漲	69,200	66,888	1.59%		62,000	62,992	13.39%	
VCG	27,800	上漲	上漲	28,100	26,319	-1.07%		19,200	23,906	44.79%	
VCS	60,800	上漲	下跌	63,100	60,416	-3.65%			69,165		
VGT	10,900	上漲	下跌	11,379	10,694	-4.21%			13,091		
VNG	20,800	上漲	下跌	20,600	20,381	0.97%			21,275		
VPB	18,450	上漲	下跌	18,600	17,908	-0.81%			19,817		
VPI	41,500	上漲	下跌	41,750	40,928	-0.60%			43,124		
AAA	18,600	上漲	上漲	18,600	18,216	0.00%	買進	16,850	16,230	10.39%	
ACV	84,000	上漲	上漲	83,000	80,989	1.20%		90,000	79,578	-6.67%	
BMP	42,500	上漲	下跌	44,500	42,236	-4.49%			48,377		
BVH	80,500	上漲	下跌	79,000	77,365	1.90%			85,113		
BWE	26,350	上漲	上漲	25,850	25,593	1.93%		20,000	24,073	31.75%	
CEO	11,500	上漲	下跌	11,900	11,344	-3.36%			12,742		
CMG	36,500	上漲	上漲	37,800	34,476	-3.44%		23,200	31,773	57.33%	
CSM	14,800	上漲	上漲	15,250	14,746	-2.95%		14,390	14,225	2.85%	
CTI	23,300	上漲	下跌	23,800	22,663	-2.10%			25,172		
DHA	35,700	上漲	上漲	32,250	33,969	10.70%		29,100	31,103	22.68%	
DHC	42,900	上漲	上漲	40,900	41,616	4.89%		35,200	36,365	21.88%	
DPR	44,000	上漲	上漲	43,400	42,437	1.38%		42,500	38,294	3.53%	
EIB	18,600	上漲	上漲	17,800	17,455	4.49%		14,700	16,352	26.53%	
FMC	28,100	上漲	下跌	28,950	27,778	-2.94%			30,620		
FPT	44,050	上漲	上漲	45,200	43,802	-2.54%		46,000	42,214	-4.24%	
GEX	22,000	上漲	上漲	22,900	21,903	-3.93%		24,700	21,615	-10.93%	
GIL	27,300	上漲	下跌	27,300	27,095	0.00%	買進		35,891		

We Create Fortune

GVR	13,400	上漲	下跌	13,500	12,576	-0.74%			N/A	
HDB	26,000	上漲	下跌	27,600	25,944	-5.80%			29,529	
HDC	14,800	上漲	上漲	15,250	14,314	-2.95%		15,250	12,581	-2.95%
HDG	30,900	上漲	下跌	32,700	30,867	-5.50%			34,589	
KBC	14,400	上漲	下跌	14,300	14,146	0.70%			15,013	
KDH	24,250	上漲	下跌	23,424	23,634	3.53%			24,759	
MWG	88,300	上漲	上漲	88,300	87,404	0.00%		88,700	80,841	-0.45%
NDN	16,200	上漲	上漲	14,100	14,190	14.89%		13,700	12,682	18.25%
NLG	29,600	上漲	上漲	29,700	28,321	-0.34%		28,700	27,833	3.14%
NTL	23,600	上漲	上漲	22,950	21,392	2.83%		10,450	21,175	125.84%
PAC	37,300	上漲	下跌	38,000	36,036	-1.84%			39,387	
PDR	24,900	上漲	上漲	24,100	24,343	3.32%		29,000	22,587	-14.14%
POW	15,800	上漲	上漲	15,200	15,513	3.95%		15,700	13,783	0.64%
PTB	68,300	上漲	上漲	66,600	65,562	2.55%		64,000	59,893	6.72%
SAB	273,000	上漲	上漲	253,000	263,945	7.91%		245,000	244,068	11.43%
SCR	7,350	上漲	下跌	7,500	7,255	-2.00%			7,611	
SHI	8,440	上漲	上漲	8,140	7,944	3.69%		6,990	6,997	20.74%
SJS	20,500	上漲	上漲	18,300	18,547	12.02%			19,930	
SKG	14,350	上漲	下跌	13,950	14,023	2.87%			14,892	
TDH	12,900	上漲	上漲	11,700	12,227	10.26%		11,650	10,730	10.73%
VCB	70,300	上漲	上漲	69,200	66,888	1.59%		62,000	62,992	13.39%
VCG	27,800	上漲	上漲	28,100	26,319	-1.07%		19,200	23,906	44.79%
VCS	60,800	上漲	下跌	63,100	60,416	-3.65%			69,165	
VGT	10,900	上漲	下跌	11,379	10,694	-4.21%			13,091	
VNG	20,800	上漲	下跌	20,600	20,381	0.97%			21,275	
VPB	18,450	上漲	下跌	18,600	17,908	-0.81%			19,817	
VPI	41,500	上漲	下跌	41,750	40,928	-0.60%			43,124	

LARGECAPS 大型股票趨勢追蹤表

股票	價格	短期趨勢	中期趨勢	短期買進價格	短期止損	暫計短期利潤%	短期訊號	中期買進價格	中期止損	暫計中期獲利	中期訊號
ACB	28,900	下跌	下跌		29,364				31,573		
BID	32,000	下跌	上漲		32,443			33,400	31,227	-4.19%	
BSR	12,800	下跌	下跌		13,558				14,995		
BVH	80,500	上漲	下跌	79,000	77,365	1.90%			85,113		
CTG	20,250	下跌	上漲		20,823			22,700	19,639	-10.79%	

We Create Fortune

EIB	18,600	上漲	上漲	17,800	17,455	4.49%		14,700	16,352	26.53%	
FPT	44,050	上漲	上漲	45,200	43,802	-2.54%		40,997	42,214	7.45%	
GAS	101,500	下跌	下跌		105,433			99,026	101,898	2.90%	
HDB	26,000	上漲	下跌	27,600	25,944	-5.80%			29,529		
HNG	15,000	下跌	下跌		15,569				16,554		
HPG	23,050	下跌	下跌		23,745				26,363		
HVN	42,500	下跌	上漲		43,597			39,000	38,265	8.97%	
KDH	24,250	上漲	下跌	23,424	23,634	3.53%			24,759		
MBB	20,600	下跌	上漲		20,956			21,271	20,106	-3.16%	
MSN	82,000	下跌	上漲		87,140			89,000	80,742	-7.87%	
MWG	88,300	上漲	上漲	88,300	87,404	0.00%		88,700	80,841	-0.45%	
NVL	56,800	下跌	下跌		60,715				62,332		
OIL	12,000	下跌	下跌		12,825				14,058		
PLX	61,000	下跌	N/A		63,807			62,400	58,426	-2.24%	
PNJ	71,500	下跌	下跌		76,779			77,881	72,834	-6.48%	
POW	15,800	上漲	上漲	15,200	15,513	3.95%		15,700	13,783	0.64%	
PVS	22,200	下跌	上漲		22,987			21,100	21,468	5.21%	
QNS	29,800	下跌	下跌		31,285				34,021		
REE	31,600	下跌	上漲		32,766			33,325	31,114	-5.18%	
ROS	30,400	下跌	上漲		31,694			34,800	27,327	-12.64%	
SSI	24,450	下跌	下跌		25,448				27,071		
STB	11,200	下跌	下跌		11,933			13,000	11,486	-11.65%	
TCB	20,300	下跌	下跌		21,964				24,139		
TPB	23,550	下跌	下跌	22,500	24,076	7.00%	賣出		N/A		
VCB	70,300	上漲	上漲	69,200	66,888	1.59%		62,000	62,992	13.39%	
VCG	27,800	上漲	上漲	28,100	26,319	-1.07%		18,441	23,906	50.75%	
VEA	58,000	上漲	下跌	50,000	54,716	16.00%			N/A		
VGI	28,700	下跌	下跌		29,042				N/A		
VHM	78,000	下跌	下跌		82,005				90,557		
VIB	16,500	下跌	下跌		16,951			19,036	16,801	-11.74%	賣出
VIC	114,000	下跌	上漲	113,000	114,447	1.28%	賣出	112,000	108,251	1.79%	
VJC	118,000	下跌	上漲		123,533			124,500	113,051	-5.22%	
VNM	123,000	下跌	下跌		126,982				137,830		
VPB	18,450	上漲	下跌	18,600	17,908	-0.81%			19,817		
VRE	33,500	下跌	上漲		35,633			33,996	31,101	-1.46%	

We Create Fortune

MIDCAPS 中型股票趨勢追蹤表

股票	價格	短期趨勢	中期趨勢	短期買進價格	短期止損	暫計短期利潤%	短期訊號	中期買進價格	中期止損	暫計中期獲利%	中期訊號
AAA	18,600	上漲	上漲	18,600	18,216	0.00%	買進	16,850	16,230	10.39%	
ANV	26,350	下跌	下跌		28,788			30,000	27,127	-9.58%	賣出
ASM	7,020	下跌	下跌		7,227				8,114		
BMP	42,500	上漲	下跌	44,500	42,236	-4.49%			48,377		
BWE	26,350	上漲	上漲	25,850	25,593	1.93%		19,440	24,073	35.55%	
C4G	9,200	下跌	#N/A		9,317				#N/A		
CEO	11,500	上漲	下跌	11,900	11,344	-3.36%			12,742		
CII	23,000	下跌	下跌		23,393				24,605		
CRE	24,600	下跌	#N/A		25,084				#N/A		
CTI	23,300	上漲	下跌	23,800	22,663	-2.10%			25,172		
CTR	27,800	下跌	#N/A		28,535				#N/A		
DCM	8,200	下跌	下跌		8,421				9,047		
DHC	42,900	上漲	上漲	40,900	41,616	4.89%		35,200	36,365	21.88%	
DIG	13,700	下跌	下跌		14,215				15,436		
DPM	16,550	下跌	下跌		17,719				19,155		
DRC	18,250	下跌	下跌		20,130				22,145		
DXG	18,000	下跌	下跌		18,864				20,749		
E1VFN30	14,050	下跌	下跌		14,678				15,358		
FCN	14,000	下跌	上漲		14,704			16,050	13,649	-12.77%	
FLC	4,330	下跌	下跌		4,496				4,889		
FTM	23,800	下跌	上漲		24,581			16,250	21,483	46.46%	
GEG	21,400	下跌	上漲		22,352			12,900	20,497	65.89%	
GEX	22,000	上漲	上漲	22,900	21,903	-3.93%		24,700	21,615	-10.93%	
GMD	25,900	下跌	下跌		26,622				27,993		
GTN	19,000	下跌	上漲		19,940			15,000	16,369	26.67%	
GVR	13,400	上漲	#N/A	13,500	12,576	-0.74%			#N/A		
HAG	4,970	下跌	下跌		5,120				5,638		
HBC	15,250	下跌	下跌		16,475				18,315		
HCM	22,750	下跌	下跌		24,280				26,695		
HDG	30,900	上漲	下跌	32,700	30,867	-5.50%			34,589		
HPX	26,800	上漲	#N/A	26,800	26,092	0.00%			#N/A		
HSG	7,700	下跌	上漲		8,080			8,452	7,015	-8.90%	
HT1	15,750	下跌	上漲		16,688			14,800	15,465	6.42%	
IBC	22,000	上漲	上漲	20,900	20,920	5.26%		24,900	19,303	-11.65%	
IDI	7,210	下跌	下跌		7,671			9,150	7,253	-20.74%	

We Create Fortune

IJC	10,800	上漲	下跌	10,800	10,066	0.00%			11,501		
ITA	3,040	下跌	上漲		3,194			3,200	2,749	-5.00%	
KBC	14,400	上漲	下跌	14,300	14,146	0.70%			15,013		
KSB	22,100	下跌	下跌		22,402				25,364		
LDG	8,680	下跌	下跌		9,156				10,387		
LPB	7,800	下跌	下跌		8,147				8,686		
MBS	15,400	上漲	#N/A	15,800	15,400	-2.53%		16,000	#N/A	#N/A	
MPC	32,500	下跌	下跌		36,364				43,638		
NBB	20,900	下跌	上漲	19,300	20,952	8.56%	賣出	21,500	18,704	-2.79%	
NKG	6,100	下跌	下跌		6,367				7,282		
NLG	29,600	上漲	上漲	29,700	28,321	-0.34%		28,700	27,833	3.14%	
NT2	27,000	下跌	下跌		27,696				29,219		
NTC	#####	下跌	#N/A		147,691			120,000	#N/A	#N/A	
NTL	23,600	上漲	上漲	22,950	21,392	2.83%		9,331	21,175	152.91%	
NVB	8,000	下跌	下跌		8,436				9,224		
OGC	4,140	下跌	下跌		4,351				4,794		
PC1	23,250	下跌	下跌		24,068				25,195		
PDR	24,900	上漲	上漲	24,100	24,343	3.32%		23,595	22,587	5.53%	
PHR	56,000	下跌	上漲		59,085			22,864	50,969	144.92%	
PPC	27,400	下跌	上漲		27,691			17,422	24,232	57.27%	
PTB	68,300	上漲	上漲	66,600	65,562	2.55%		60,780	59,893	12.37%	
PVD	17,700	下跌	下跌		19,274			18,500	17,783	-3.88%	
PVI	35,800	下跌	下跌		37,542				40,609		
PVT	16,350	下跌	下跌		16,961				17,615		
QCG	4,850	下跌	上漲		5,192			5,910	4,638	-17.94%	
SAM	7,900	下跌	上漲		8,038			7,400	7,125	6.76%	
SBT	17,200	下跌	下跌		17,652				19,287		
SCR	7,350	上漲	下跌	7,500	7,255	-2.00%			7,611		
SHB	7,000	下跌	下跌		7,296				7,745		
SHS	11,700	上漲	上漲	11,900	11,258	-1.68%		12,100	10,571	-3.31%	
SJS	20,500	上漲	上漲	18,300	18,547	12.02%			19,930		
STK	23,100	下跌	上漲		23,807			17,000	21,313	35.88%	
SZC	19,800	上漲	#N/A	16,750	19,281	18.21%			#N/A		
TCH	21,400	上漲	上漲	21,700	20,865	-1.38%		21,000	20,591	1.90%	
TCM	26,500	下跌	下跌		27,532				31,246		
TNG	18,700	下跌	上漲		19,816			12,000	16,367	55.83%	
TTB	22,600	下跌	下跌		23,704			23,700	23,389	-1.31%	賣出
VCI	32,900	上漲	下跌	32,100	31,185	2.49%			35,715		
VGT	10,900	上漲	#N/A	12,000	10,694	-9.17%			#N/A		

We Create Fortune

VHC	85,000	下跌	下跌		89,766				98,373	
VND	15,200	下跌	下跌		15,861				17,260	
VNG	20,900	上漲	下跌	20,600	20,269	1.46%			21,275	
VPI	41,850	上漲	下跌	41,750	40,928	0.24%			42,859	

SMALLCAPS 小型股票趨勢追蹤表

股票	價格	短期趨勢	中期趨勢	短期買進價格	短期止損	暫計短期利潤%	短期訊號	中期買進價格	中期止損	暫計中期獲利%	中期訊號
AAV	10,100	下跌	#N/A		10,427			16,850	#N/A	#N/A	
AGR	3,880	上漲	上漲	3,890	3,662	-0.26%		3,990	3,542	-2.76%	
AMD	1,710	下跌	下跌		1,973				2,074		
APG	8,030	下跌	下跌		8,107				9,066		
ART	2,600	下跌	下跌		2,795				3,335		
BCC	7,900	下跌	上漲		8,435			7,700	7,657	2.60%	
BCG	5,650	下跌	上漲		5,973			6,390	5,406	-11.58%	
C69	13,600	上漲	上漲	8,800	10,502	54.55%		5,300	8,706	156.60%	
CCL	4,890	上漲	上漲	3,550	4,585	37.75%		3,460	3,627	41.33%	
CRC	15,100	下跌	下跌		15,578				18,498		
CVT	18,050	下跌	下跌		19,120				20,905		
DAG	6,260	下跌	下跌		6,680				7,369		
DAH	8,520	下跌	上漲		8,609			4,664	7,386	82.67%	
DGW	20,900	下跌	下跌		22,134				23,973		
DLG	1,400	下跌	下跌	1,450	1,421	-1.98%	賣出		1,645		
DRH	6,400	下跌	下跌	6,840	6,438	-5.88%	賣出		7,759		
DTD	14,900	上漲	上漲	15,000	13,307	-0.67%		12,900	11,089	15.50%	
EVG	2,750	下跌	下跌		2,876				3,023		
FIT	3,390	上漲	上漲	3,280	3,143	3.35%		3,640	2,853	-6.87%	
GKM	15,100	下跌	上漲		15,532			11,425	14,952	32.17%	
HAH	11,900	下跌	下跌		12,328				12,668		
HAI	1,810	上漲	下跌	1,710	1,774	5.85%			1,935		
HAP	3,560	下跌	上漲		3,730			3,670	3,246	-3.00%	
HAR	4,400	上漲	上漲	3,250	4,016	35.38%		3,710	3,357	18.60%	
HCD	3,810	下跌	下跌		4,004				4,616		
HDA	10,000	下跌	下跌		10,448				11,710		
HDC	14,800	上漲	上漲	15,250	14,314	-2.95%		15,250	12,581	-2.95%	
HHP	17,300	下跌	#N/A		17,854				#N/A		
HHS	3,560	下跌	下跌		3,668				3,912		
HII	12,700	下跌	下跌		13,382				14,296		

We Create Fortune

HQC	1,400	上漲	下跌	1,430	1,357	-2.10%			1,505		
HSL	8,480	下跌	下跌		9,739				11,235		
HUT	2,700	下跌	下跌		3,017				3,532		
HVG	2,880	下跌	下跌		3,303				5,249		
HVH	26,050	上漲	#N/A	26,150	24,621	-0.38%			#N/A		
JVC	3,040	下跌	上漲		3,162			3,280	2,981	-7.32%	
KLF	1,400	下跌	下跌		1,707				1,888		
KMR	2,950	下跌	上漲		3,272			3,680	2,649	-19.84%	
LCG	9,980	下跌	下跌		10,292				11,439		
LGL	10,350	上漲	上漲	10,400	10,002	-0.48%		7,113	8,529	45.51%	
LHG	18,650	下跌	上漲		19,882			19,300	17,020	-3.37%	
LMH	16,150	上漲	#N/A	15,550	15,839	3.86%			#N/A		
MST	2,800	下跌	下跌		3,283				4,527		
NDN	16,200	上漲	上漲	14,100	14,190	14.89%		13,104	12,682	23.62%	
PHC	13,250	下跌	上漲		13,344			14,450	12,650	-8.30%	
PVB	18,800	下跌	上漲		19,413			20,100	16,786	-6.47%	
PVC	7,000	下跌	上漲		7,387			7,100	6,199	-1.41%	
PXL	6,000	下跌	下跌		6,505				7,604		
PXS	4,880	下跌	上漲		5,036			4,850	4,262	0.62%	
QBS	3,000	下跌	下跌		3,330				3,619		
SFG	16,500	下跌	上漲	17,600	16,597	-5.70%	賣出	11,494	14,905	43.55%	
SHI	8,440	上漲	上漲	8,800	7,944	-4.09%		6,233	6,997	35.42%	
SJF	3,140	上漲	下跌	3,140	3,135	0.00%	買進		4,389		
SKG	14,350	上漲	下跌	13,950	14,023	2.87%			14,892		
TDH	12,900	上漲	上漲	11,700	12,227	10.26%		11,650	10,730	10.73%	
TIG	3,400	下跌	上漲		3,895			3,200	3,029	6.25%	
TLD	5,400	下跌	下跌		5,781				6,758		
TLH	4,990	下跌	上漲		5,128			5,850	4,797	-14.70%	
TNI	12,300	上漲	上漲	11,350	11,584	8.37%		12,150	12,010	1.23%	買進
TTF	3,140	下跌	上漲		3,397			3,990	3,028	-21.30%	
TTH	4,400	下跌	上漲		4,501			5,273	4,217	-16.55%	
TVB	17,200	下跌	下跌		17,914				19,936		
TVC	12,100	下跌	下跌		12,659			9,400	12,451	32.46%	賣出
VC3	23,300	上漲	上漲	23,100	22,538	0.87%		22,000	21,070	5.91%	
VCR	30,400	上漲	上漲	13,300	24,649	128.57%		3,900	17,322	679.49%	
VNE	4,170	下跌	上漲		4,273			4,650	3,958	-10.32%	
VPG	21,000	上漲	上漲	20,400	20,039	2.94%		20,456	18,842	2.66%	
VRC	16,100	下跌	下跌		16,755				18,318		
YBM	9,800	下跌	下跌		10,965				12,699		



We Create Fortune

胡志明市交易所 (HSX)

	收盤	漲跌%
VNI	944.01	-0.31%
VN30	848.17	-0.57%
VN Mid	955.5	-0.58%
VN Small	811.83	-0.09%

河內交易所 (HSX)

	收盤	漲跌%
HNI	103.75	0.24%
HN30	189.24	0.35%
VNX AllSh	828.6	-0.54%

UPCOM 市場 (UPCoM)

	收盤	漲跌%
UPCoM	54.67	-0.55%

外資交易	成交值(十億盾)	
買進	705.33	
賣出	688.85	
買超/賣超	16.49	

外資交易	成交值(十億盾)	
買進	3.42	
賣出	5.24	
買超/賣超	-1.82	

外資交易	成交值(十億盾)	
買進	70.21	
賣出	66.53	
買超/賣超	3.69	

上漲排名/股碼	漲跌(VND)	漲跌%
NTL	1200	5.36%
SJS	900	4.59%
D2D	5700	4.55%
THI	1400	4.17%
TCM	850	3.31%

上漲排名/股碼	漲跌(VND)	漲跌%
NDN	1400	9.46%
VCR	1100	3.75%
TNG	300	1.63%
PVS	200	0.91%
ACB	200	0.70%

上漲排名/股碼	漲跌(VND)	漲跌%
C4G	600	6.98%
VGG	3400	5.52%
VGI	800	2.87%
NTC	2200	1.64%
VEA	900	1.58%

下跌排名/股碼	漲跌(VND)	漲跌%
CEE	-1000	-5.71%
YEG	-4800	-5.23%
SRC	-1000	-4.03%
TPB	-950	-3.88%
BMI	-900	-3.85%

下跌排名/股碼	漲跌(VND)	漲跌%
OCH	-900	-9.68%
HUT	-100	-3.57%
NVB	-100	-1.23%
VCG	-300	-1.07%
VCS	-500	-0.82%

下跌排名/股碼	漲跌(VND)	漲跌%
BCM	-500	-2.01%
SDI	-1200	-1.72%
QNS	-500	-1.65%
OIL	-200	-1.64%
HND	-200	-1.63%

*備註：市值>5,000 億盾；成交值>15 億盾

市值排名/股碼	十億盾	
VIC	392,728	
VHM	261,262	
VCB	256,654	
VNM	215,410	
GAS	195,032	

市值排名/股碼	十億盾	
ACB	35,794	
VCG	12,412	
PVS	10,515	
VCS	9,612	
SHB	8,422	

市值排名/股碼	十億盾	
ACV	181,717	
VGI	84,919	
VEA	75,849	
MCH	59,590	
GVR	52,740	

交易量排名/股碼	成交值	30 日均
TCB	18,261,100	2,846,998
ROS	12,514,880	9,669,707
VRE	10,248,270	3,727,834
POW	9,947,750	2,590,413
HPG	5,957,560	4,555,644

交易量排名/股碼	成交值	30 日均
SHB	4,169,770	5,027,445
NDN	2,764,936	928,284
TIG	2,297,201	545,821
OCH	2,000,400	139,014
VC3	1,517,137	295,961

交易量排名/股碼	成交值	30 日均
VGL	3,490,210	1,105
BSR	1,669,100	1,361,153
TSJ	1,050,000	60,276
VGI	841,345	766,459
GVR	771,147	913,736

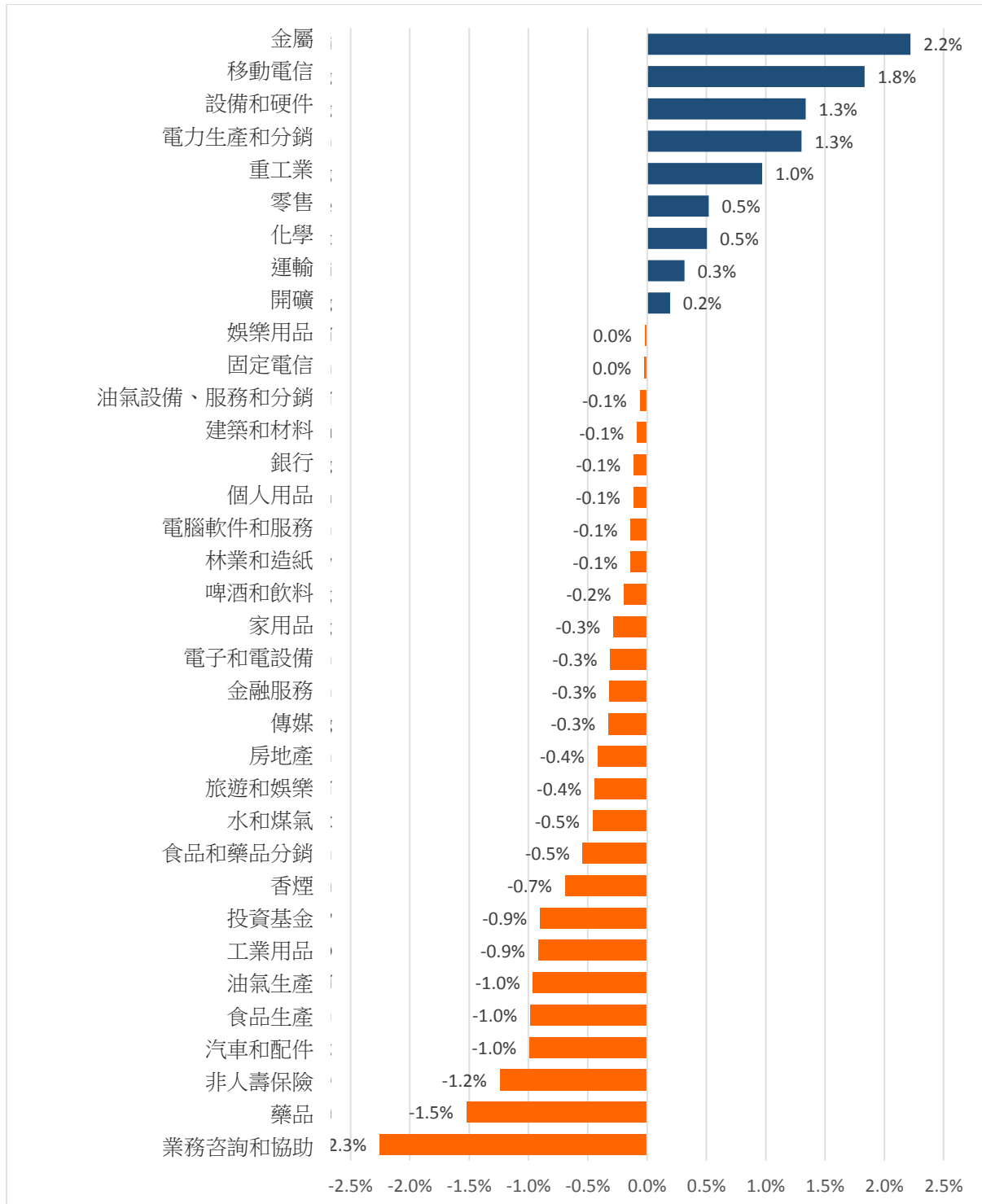
資料源: Bloomberg & Yuanta Research

資料源: Bloomberg & Yuanta Research

資料源: Bloomberg & Yuanta Research

We Create Fortune

各行業板塊的交易走勢



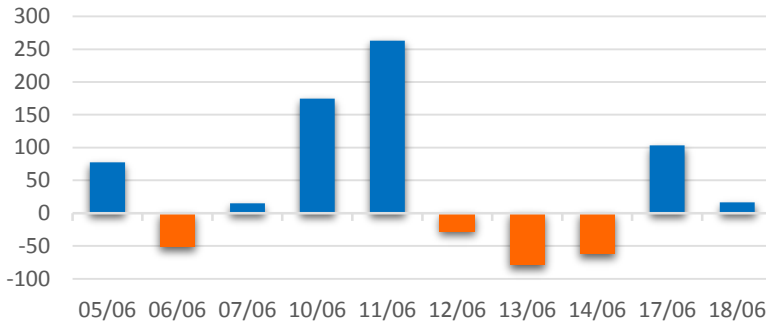
資料源: FiinPro – YSVN



We Create Fortune

外資買進賣統計

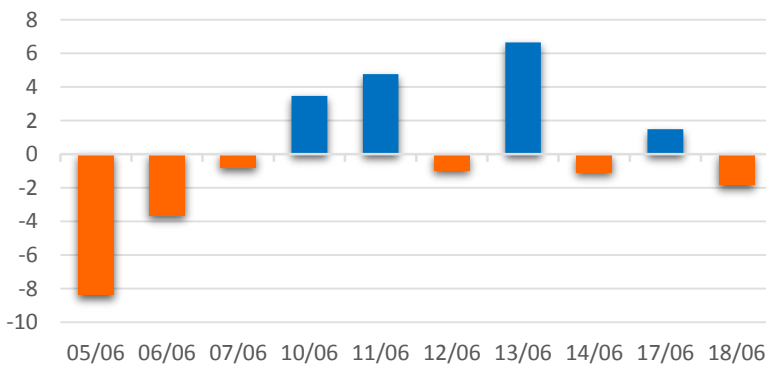
HSX 外資每日買/賣超



證券代碼	買超金額 (百萬盾)	證券代碼	賣超金額 (百萬盾)
VNM	29,268	VHM	44,626
POW	26,216	YEG	20,052
HPG	22,175	EIB	18,032
BVH	20,606	NVL	8,999
E1VFN30	17,653	CTG	8,045

HSX 外資買/賣超的前 5 名

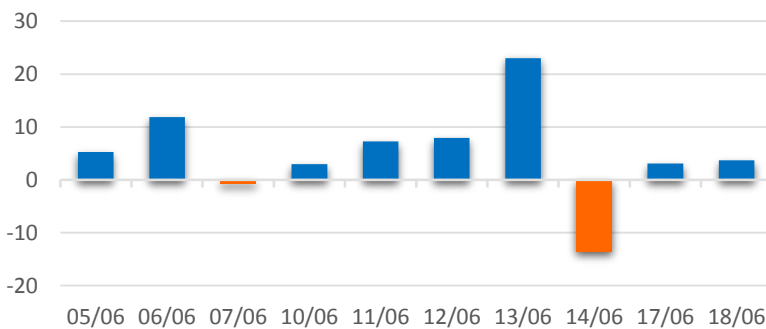
HNX 外資每日買/賣超



證券代碼	買超金額 (百萬盾)	證券代碼	賣超金額 (百萬盾)
PVS	1,907	DBC	1,663
SHS	474	TNG	1,316
DHT	124	HUT	560
NET	104	BVS	355
ONE	71	CEO	231

HNX 外資買/賣超的前 5 名

UPCOM 外資每日買/賣超



證券代碼	買超金額 (百萬盾)	證券代碼	賣超金額 (百萬盾)
VGG	5,561	BSR	8,561
ACV	2,766	VTP	1,094
QNS	2,502	HND	792
VEA	1,201	GVR	676
GEG	1,144	MIG	64

UPCOM 外資買/賣超的前 5 名

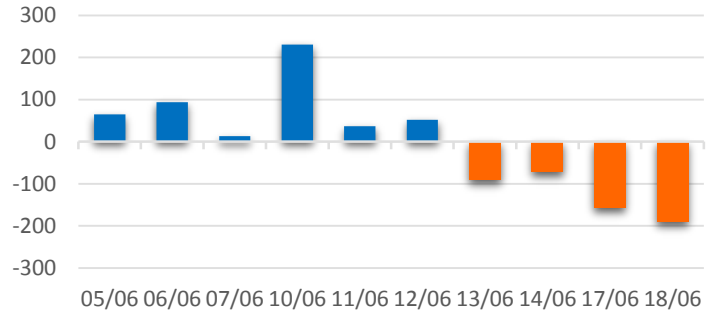


We Create Fortune

自營進出統計

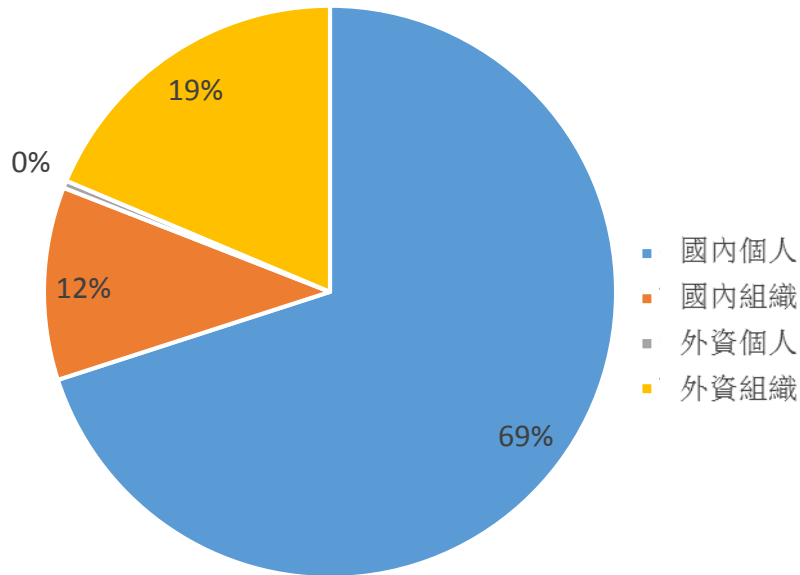
證券代碼	買超金額 (百萬盾)	證券代碼	賣超金額 (百萬盾)
VIC	16,424	VRC	0
THI	6,214	TCB	24,281
HPG	5,062	HPG	24,198
MBB	4,638	VIC	24,045
MWG	4,589	E1VFN30	18,671

券商自營交易每日買/賣超 (bil. VND)



券商自營交易最大前名

越南證券市場投資人類別統計

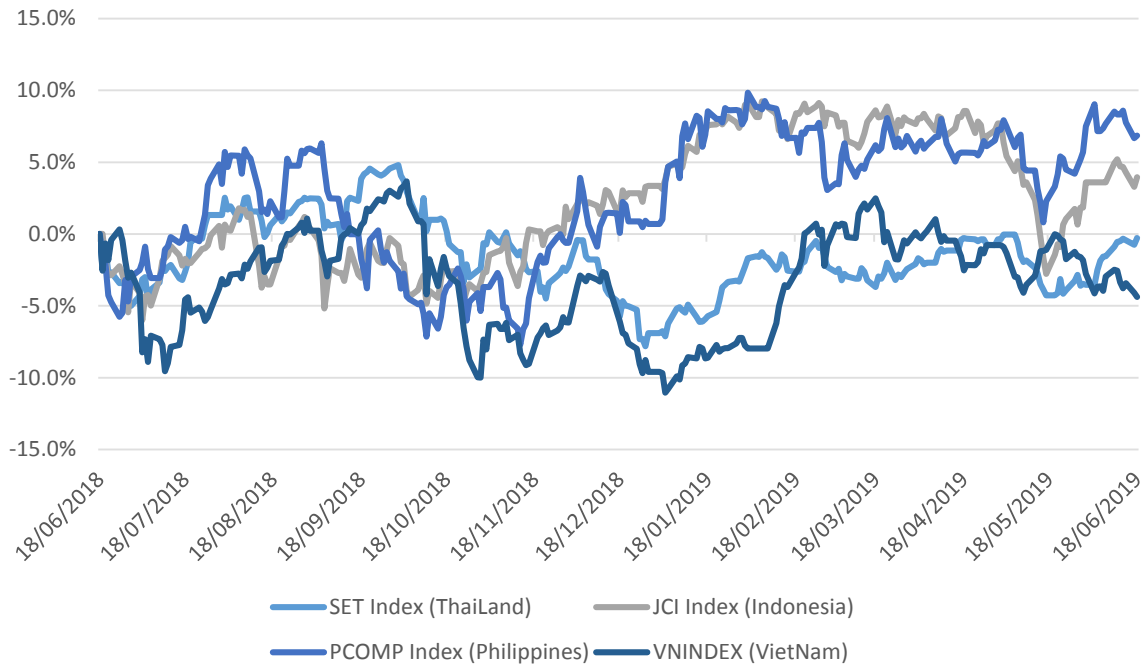


資料源: FimPro – YSVN



We Create Fortune

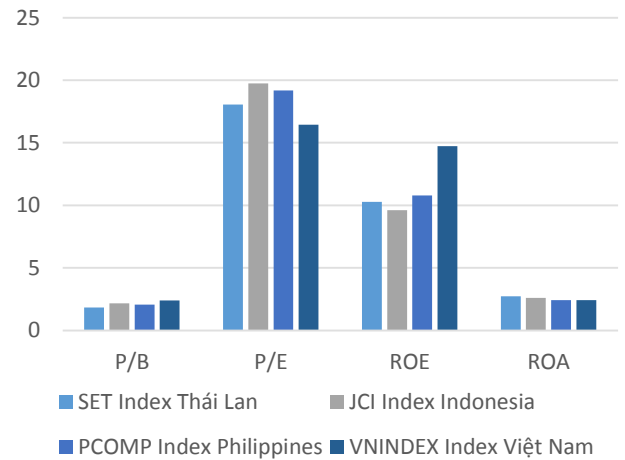
東南亞主要市場走勢比較



東南亞主要市場數據

		Thailand	Indonesia	Philippines	Vietnam
P/B		1.8x	2.2x	2.1x	2.4x
P/E		18.1x	19.7x	19.2x	16.4x
ROE	%	10.28	9.61	10.78	14.72
ROA	%	2.72	2.61	2.43	2.43
Vốn hóa	Tỷ USD	542.93	493.49	191.69	136.59
GTGD	Triệu USD	1.20	0.38	0.06	0.10
LS cổ tức	%	3.09	2.46	1.65	1.96

BloomBerg & YSVN





We Create **Fortune**

元大證券（越南）責任有限公司

個人客戶分析部

Nguyễn Thế Minh

研究分析經理

+84 28 3622 6868 ext 3826
minh.nguyen@yuanta.com.vn

Quách Đức Khánh

高級分析專員

+84 28 3622 6868 ext 3833
khanh.quach@yuanta.com.vn

Nguyễn Trịnh Ngọc Hồng

分析專員

+84 28 3622 6868 ext 3832
hong.nguyen@yuanta.com.vn

Phạm Tân Phát

高級分析專員

+84 28 3622 6868 ext 3830
phat.pham@yuanta.com.vn

個人客戶業務部

Nguyễn Thanh Tùng

總公司業務經理

+84 28 3622 6868 ext 3609
tung.nguyen@yuanta.com.vn

Chung Kim Hoa

華人客戶部經理

+84 28 3622 6868 ext 3828
hoa.chung@yuanta.com.vn

Phù Vĩnh Qué

堤岸分行經理

+84 28 3622 6868
que.phu@yuanta.com.vn

Nguyễn Việt Quang

河內分行經理

+84 28 3622 6868 ext 3404
quang.nguyen@yuanta.com.vn

Võ Thị Thu Thủy

平陽分行經理

+84 28 3622 6868 ext 3505
thuy.vo@yuanta.com.vn

Bùi Quốc Phong

同奈分行經理

+84 28 3622 6868
phong.bui@yuanta.com.vn

Nguyễn Đức Hoàn

河內南部營業中心經理

+84 28 3622 6868 ext 3409
hoan.nguyen@yuanta.com.vn



We Create **Fortune**

Appendix A: Important Disclosures

Analyst Certification

Each research analyst primarily responsible for the content of this research report, in whole or in part, certifies that with respect to each security or issuer that the analyst covered in this report: (1) all of the views expressed accurately reflect his or her personal views about those securities or issuers; and (2) no part of his or her compensation was, is, or will be, directly or indirectly, related to the specific recommendations or views expressed by that research analyst in the research report.

Ratings Definitions

BUY: We have a positive outlook on the stock based on our expected absolute or relative return over the investment period. Our thesis is based on our analysis of the company's outlook, financial performance, catalysts, valuation and risk profile. We recommend investors add to their position.

HOLD-Outperform: In our view, the stock's fundamentals are relatively more attractive than peers at the current price. Our thesis is based on our analysis of the company's outlook, financial performance, catalysts, valuation and risk profile.

HOLD-Underperform: In our view, the stock's fundamentals are relatively less attractive than peers at the current price. Our thesis is based on our analysis of the company's outlook, financial performance, catalysts, valuation and risk profile.

SELL: We have a negative outlook on the stock based on our expected absolute or relative return over the investment period. Our thesis is based on our analysis of the company's outlook, financial performance, catalysts, valuation and risk profile. We recommend investors reduce their position.

Under Review: We actively follow the company, although our estimates, rating and target price are under review.

Restricted: The rating and target price have been suspended temporarily to comply with applicable regulations and/or Yuanta policies.

Note: Yuanta research coverage with a Target Price is based on an investment period of 12 months. Greater China Discovery Series coverage does not have a formal 12 month Target Price and the recommendation is based on an investment period specified by the analyst in the report.

Global Disclaimer

© 2018 Yuanta. All rights reserved. The information in this report has been compiled from sources we believe to be reliable, but we do not hold ourselves responsible for its completeness or accuracy. It is not an offer to sell or solicitation of an offer to buy any securities. All opinions and estimates included in this report constitute our judgment as of this date and are subject to change without notice.

This report provides general information only. Neither the information nor any opinion expressed herein constitutes an offer or invitation to make an offer to buy or sell securities or other investments. This material is prepared for general circulation to clients and is not intended to provide tailored investment advice and does not take into account the individual financial situation and objectives of any specific person who may receive this report. Investors should seek financial advice regarding the appropriateness of investing in any securities, investments or investment strategies discussed or recommended in this report. The information contained in this report has been compiled from sources believed to be reliable but no representation or warranty, express or implied, is made as to its accuracy, completeness or correctness. This report is not (and should not be construed as) a solicitation to act as securities broker or dealer in any jurisdiction by any person or company that is not legally permitted to carry on such business in that jurisdiction.

Yuanta research is distributed in the United States only to Major U.S. Institutional Investors (as defined in Rule 15a-6 under the Securities Exchange Act of 1934, as amended and SEC staff interpretations thereof). All transactions by a US person in the securities mentioned in this report must be effected through a registered broker-dealer under Section 15 of the Securities Exchange Act of 1934, as amended. Yuanta research is distributed in Taiwan by Yuanta Securities Investment Consulting. Yuanta research is distributed in Hong Kong by Yuanta Securities (Hong Kong) Co. Limited, which is licensed in Hong Kong by the Securities and Futures Commission for regulated activities, including Type 4 regulated activity (advising on securities). In Hong Kong, this research report may not be redistributed, retransmitted or disclosed, in whole or in part or any form or manner, without the express written