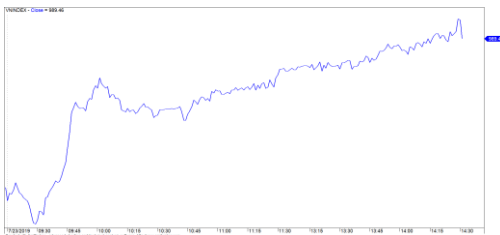


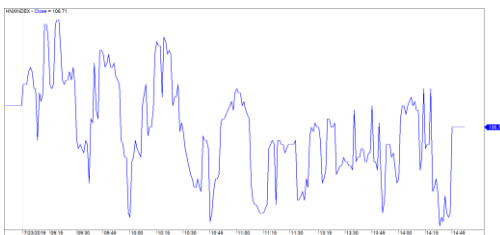
市場走勢 2019/7/23			
市場指數	VNI	HNI	UPCOM
收盤	989.46	106.71	58.46
%日	0.76%	-0.05%	0.78%
%週	0.75%	0.81%	2.02%
%月	3.15%	1.77%	6.06%
%年	5.63%	0.39%	16.27%
成交值(十億盾)			
當日	4,474	416	462
日均量/週	3,851	499	345
日均量/月	3,737	397	302
外資進出			
買進	969.22	6.89	30.52
賣出	924.67	39.31	18.02
買賣超	44.54	-32.42	12.50
市場漲跌家數			
上漲	149	91	209
下跌	143	78	125
持平	97	198	558
市場指標			
P/E	16.80	9.67	19.40
總市值 (兆盾)	3,328	192	1,002
股息殖利率	1.68%	3.09%	6.64%

資料源: Bloomberg – YSVN

VNINDEX



HNXINDEX



市場走勢

VN-Index 走勢積極，上漲 0.76%，收於 989.46 點。HNX 指數小幅盤整收跌 0.05% 至 106.71 點，Upcom 指數上漲 0.78%，收於 58.46 點。三大證交撮合交易總值達 3.929 兆越盾。

VN-Index 走勢上漲是來自於 Vingroup 股組中領先的 VIC，開盤時大幅上揚，收漲 2.8% 至每股 119,800 越盾，VRE 和 VHM 也分別上漲 1.6% 和 1.4%。對指數有積極影響的還有 HPG (4.6%), MWG (2.3%), MBB (2.3%), GAS (1.5%), ROS (1.8%) 等。下跌方面有 BID (-1.4%), BVH (-1.9%), VCB (-0.1%)。另，顯著上漲的個股還有：HNX 上的 PVS (0.4%), C69 (9.5%), SCI (9.7%), TIG (6.2%), NDN (1.2%), MPT (4.2%), PVB (2.5%)，Upcom 上的 BHA (14.4%), GVR (2.1%), LPB (6.3%), GEG (8.4%)。

當日上漲勢頭主要源自大型股，VN30-Index 上漲 0.98%，VN MID-Index 略漲 0.03%，VNSML-Index 下跌 0.14%。

外資繼續買超，三大證交成交值逾達 250 億越盾。其中，買超的前三名是 PLX (490 億越盾)，VCB (180 億越盾)，CTG (150 億越盾)。而賣超的前三名是 VNM (240 億越盾)，PVS (210 億越盾)，HPG (190 億越盾)。

短線市場觀點

我們認為 VN-Index 可能會測試 987-990 點的阻力區。同時，與前幾盤相比，大型股有趨於更積極的強勁波動期的跡象，表明市場可能會繼續存在分歧和在股票之間轉移。此外，股票比重繼續小幅下降，表明短期策略仍是重組投資組合。

我們的趨勢指標仍維持各大股指短期趨勢上漲，支撐區位於 VN-Index 的 966.95 點，和 HNX-Index 的 105.88 點。因此，我們建議短線投資者可重組其投資組合，並且應集中持有大型股或如我們評估的仍維持短期上漲趨勢的個股。

建議短線投資比重：44% 股票 / 56% 現金

(股票趨勢追蹤圖在下一頁內更新)



We Create Fortune

技術分析圖



指數技術分析圖 VN-Index



指數技術分析圖 HNX-Index

指數	短期趨勢	中期趨勢	阻力區 1	阻力區 2	支撐區 1	支撐區 2
VN-Index	上漲	上漲	1,000	1,025	965	953
HNX-Index	上漲	下跌	108	110	105	101
VN30	上漲	上漲	895	935	877	863
VNMidcaps	上漲	上漲	992	1,030	969	963
VNSmallcaps	下跌	上漲	835	845	822	804

We Create Fortune

股票趨勢追蹤表

股票	價格	短期趨勢	中期趨勢	短期買進價格	短期止損	暫計短期利潤%	短期訊號	中期買進價格	中期止損	暫計中期獲利%	中期訊號
AAA	18.70	TĂNG	TĂNG	18.60	18.46	0.54%		16.85	17.01	10.98%	
ACB	30.80	GIẢM	GIẢM	29.80	30.85	3.51%			31.45		
ACV	81.50	GIẢM	GIẢM		86.41			90.00	81.77	-9.15%	
ANV	26.95	TĂNG	GIẢM	28.05	26.83	-3.92%			30.56		
ASM	6.99	GIẢM	GIẢM		7.09				7.78		
BFC	17.60	GIẢM	GIẢM		18.48				20.57		
BID	35.25	TĂNG	TĂNG	32.65	34.15	7.96%		33.40	31.23	5.54%	
BMP	50.10	TĂNG	TĂNG	44.50	48.33	12.58%		48.30	41.68	3.73%	
BSR	11.10	GIẢM	GIẢM		12.01				13.94		
BVH	84.20	GIẢM	GIẢM	79.00	84.30	6.71%			85.11		
BWE	28.30	TĂNG	TĂNG	25.85	27.42	9.48%		20.00	25.15	41.50%	
CEO	10.50	GIẢM	GIẢM	10.70	10.51	-1.75%			11.33		
CII	22.00	GIẢM	GIẢM		22.69				23.94		
CMG	41.50	TĂNG	TĂNG	37.80	39.66	9.79%		23.20	32.95	78.88%	
CMX	25.50	TĂNG	TĂNG	23.75	22.06	7.37%		5.91	21.62	331.47%	
CSM	14.75	GIẢM	TĂNG		15.13			14.39	14.22	2.50%	
CTD	112.20	TĂNG	TĂNG	102.00	106.22	10.00%			112.01		
CTG	21.65	TĂNG	GIẢM	21.05	21.15	2.85%			22.80		
CTI	23.00	TĂNG	GIẢM	23.80	22.66	-3.36%			25.04		
CTR	38.00	TĂNG	N/A	28.80	32.20	31.94%		-	3.77		
CVT	20.40	TĂNG	TĂNG	19.25	19.91	5.97%		20.35	17.62	0.25%	
DCM	8.00	TĂNG	GIẢM	8.50	7.97	-5.88%			8.64		
DGC	32.80	TĂNG	TĂNG	31.30	28.90	4.79%			31.31		
DGW	23.65	TĂNG	TĂNG	21.85	22.69	8.24%		23.50	23.12	0.64%	MUA
DHA	36.50	TĂNG	TĂNG	32.25	34.49	13.18%		29.10	32.44	25.43%	
DHC	34.90	GIẢM	TĂNG		37.22			35.20	33.00	-0.85%	
DHG	101.60	GIẢM	GIẢM		106.24				114.77		
DIG	13.80	TĂNG	GIẢM	14.10	13.30	-2.13%			14.54		
DPG	40.10	TĂNG	TĂNG	39.40	36.06	1.78%		40.02	34.78	0.21%	
DPM	15.10	GIẢM	GIẢM		15.74				17.40		
DPR	43.45	GIẢM	TĂNG		44.48			42.50	40.21	2.24%	
DQC	17.95	TĂNG	GIẢM	18.60	17.61	-3.49%			20.46		
DRC	19.85	TĂNG	GIẢM	19.40	19.11	2.32%			20.88		
DXG	18.95	TĂNG	GIẢM	19.10	18.56	-0.79%			20.75		
EIB	18.00	GIẢM	TĂNG		18.64			14.70	16.88	22.45%	



We Create Fortune

FCN	14.00	TĂNG	TĂNG	15.50	13.74	-9.68%		16.05	13.18	-12.77%	
FMC	29.70	TĂNG	GIẢM	28.95	29.48	2.59%			30.62		
FPT	48.80	TĂNG	TĂNG	45.20	46.86	7.96%		46.00	43.49	6.09%	
GAS	107.10	TĂNG	GIẢM	108.90	103.53	-1.65%			113.06		
GEX	21.60	GIẢM	GIẢM		22.07				23.15		
GIL	26.10	TĂNG	GIẢM	27.30	25.94	-4.40%			29.06		
GMD	26.70	TĂNG	GIẢM	27.10	26.49	-1.48%			27.99		
GTN	17.75	GIẢM	TĂNG		18.65			15.00	16.37	18.33%	
GVR	14.40	TĂNG	GIẢM	13.50	12.99	6.67%			N/A		
HAG	5.26	GIẢM	GIẢM		5.54				5.62		
HAX	19.00	TĂNG	TĂNG	14.25	18.55	33.33%		15.75	15.59	20.63%	
HBC	14.10	GIẢM	GIẢM		15.36				17.48		
HCM	23.00	GIẢM	GIẢM		24.16				26.60		
HDB	26.15	TĂNG	GIẢM	27.60	25.94	-5.25%			28.59		
HDC	15.70	TĂNG	TĂNG	15.25	14.73	2.95%		15.25	13.47	2.95%	
HDG	36.30	TĂNG	TĂNG	32.70	34.04	11.01%		35.30	34.59	2.83%	MUA
HNG	18.30	TĂNG	TĂNG	15.75	17.91	16.19%		17.10	16.59	7.02%	
HPG	21.70	GIẢM	GIẢM		21.81				24.51		
HSG	7.50	TĂNG	TĂNG	7.63	7.37	-1.70%		9.30	7.01	-19.35%	
HT1	15.90	GIẢM	TĂNG		16.22			14.80	15.47	7.43%	
HUT	2.40	GIẢM	GIẢM		2.67				3.07		
HVN	42.70	GIẢM	TĂNG		43.75			39.00	38.75	9.49%	
KBC	15.35	TĂNG	TĂNG	14.30	14.94	7.34%		15.35	13.54	0.00%	
KDH	22.10	GIẢM	GIẢM		22.83				24.76		
KSB	22.15	GIẢM	GIẢM		22.42				25.36		
LCG	10.45	TĂNG	GIẢM	10.45	10.24	0.00%			11.44		
LDG	8.03	GIẢM	GIẢM		8.77				9.57		
LHG	18.20	GIẢM	TĂNG		19.70			19.30	17.20	-5.70%	
LPB	8.40	TĂNG	GIẢM	8.40	8.20	0.00%	MUA		8.51		
LSS	5.15	GIẢM	GIẢM		5.47				5.91		
MBB	22.70	TĂNG	TĂNG	21.30	21.68	6.57%		21.85	20.11	3.89%	
MPC	36.00	TĂNG	GIẢM	35.70	33.75	0.84%			40.20		
MSN	79.60	GIẢM	GIẢM		80.69			89.00	80.74	-9.28%	BÁN
MSR	17.90	GIẢM	GIẢM		18.90				20.71		
MWG	108.90	TĂNG	TĂNG	88.30	102.43	23.33%		88.70	89.54	22.77%	
NDN	16.90	TĂNG	TĂNG	14.10	16.24	19.86%		13.70	14.40	23.36%	
NKG	6.11	GIẢM	GIẢM		6.40				7.23		
NLG	29.40	GIẢM	TĂNG		29.84			28.70	27.83	2.44%	
NT2	26.00	GIẢM	GIẢM		26.66				28.99		

We Create Fortune

NTL	25.50	TĂNG	TĂNG	22.95	24.42	11.11%		10.45	22.09	144.02%	
NVL	58.30	GIẢM	GIẢM		60.43				62.33		
OIL	11.10	GIẢM	GIẢM		11.71				12.68		
PAC	33.85	GIẢM	GIẢM		35.23				38.65		
PC1	18.00	GIẢM	GIẢM		18.74				20.49		
PDR	26.30	TĂNG	TĂNG	24.10	25.97	9.13%		29.00	24.63	-9.31%	
PHR	69.80	TĂNG	TĂNG	61.20	62.70	14.05%		24.00	52.19	190.83%	
PLX	64.20	TĂNG	TĂNG	64.20	62.81	0.00%		62.40	58.43	2.88%	
PNJ	77.50	TĂNG	TĂNG	77.00	71.62	0.65%		104.00	72.83	-25.48%	
POW	14.10	GIẢM	TĂNG		14.79			15.70	13.92	-10.19%	
PVT	16.75	GIẢM	GIẢM		17.59				17.62		
PPC	27.20	GIẢM	GIẢM		29.30			19.70	27.86	41.43%	
PTB	67.50	GIẢM	TĂNG		70.44			64.00	64.57	5.47%	
PVB	20.50	TĂNG	TĂNG	20.20	19.30	1.49%		20.10	16.79	1.99%	
PVD	18.05	GIẢM	TĂNG	19.20	18.21	-5.15%		18.50	17.78	-2.43%	
PVI	36.90	GIẢM	GIẢM		37.62				39.70		
PVS	22.90	GIẢM	TĂNG		23.91			21.10	21.47	8.53%	
PXS	5.40	GIẢM	TĂNG		5.56			4.85	4.34	11.34%	
QNS	31.60	TĂNG	TĂNG	33.80	30.16	-6.51%		33.80	27.66	-6.51%	
REE	33.60	GIẢM	TĂNG		34.17			33.33	31.19	0.82%	
SAB	277.30	GIẢM	TĂNG		289.94			245.00	259.03	13.18%	
SAM	8.15	TĂNG	TĂNG	8.25	8.07	-1.21%		7.40	7.69	10.14%	
SCR	7.09	GIẢM	GIẢM		7.22				7.61		
SHI	8.79	TĂNG	TĂNG	8.39	8.03	4.77%		6.99	7.45	25.75%	
SJS	17.25	GIẢM	GIẢM		19.41			-	19.93		
SKG	11.90	GIẢM	GIẢM		12.22				12.61		
SSI	25.10	TĂNG	GIẢM	25.35	25.00	-0.99%			26.98		
STB	11.50	GIẢM	GIẢM		11.71				12.32		
TCB	21.05	TĂNG	GIẢM	21.40	20.43	-1.64%			22.88		
TCM	26.00	GIẢM	GIẢM		27.52				30.59		
TDH	9.40	GIẢM	TĂNG		9.67			11.65	9.17	-19.31%	
TLH	4.94	GIẢM	TĂNG		5.08			5.39	4.80	-8.35%	
TNG	20.80	TĂNG	TĂNG	19.70	20.48	5.58%		12.00	18.79	73.33%	
VCB	78.90	TĂNG	TĂNG	69.20	75.71	14.02%		62.00	66.21	27.26%	
VCG	26.40	GIẢM	TĂNG		27.05			19.20	24.08	37.50%	
VCS	77.80	TĂNG	TĂNG	61.20	75.55	27.12%		68.00	61.40	14.41%	
VGC	20.15	TĂNG	GIẢM	20.50	19.79	-1.68%			20.64		
VGT	10.00	GIẢM	GIẢM		10.53				11.88		
VHC	89.80	TĂNG	GIẢM	89.50	88.29	0.34%			95.80		

We Create Fortune

VHM	85.80	TĂNG	GIẢM	81.00	81.35	5.93%			87.75		
VIB	18.60	TĂNG	TĂNG	17.00	17.84	9.41%		17.70	15.55	5.08%	
VIC	119.80	TĂNG	TĂNG	119.80	117.69	0.00%	MUA	112.00	108.25	6.96%	
VIP	5.67	TĂNG	GIẢM	5.77	5.62	-1.73%			5.95		
VJC	131.90	TĂNG	TĂNG	123.30	129.01	6.97%		124.50	120.45	5.94%	
VND	15.00	GIẢM	GIẢM		15.50				16.69		
VNG	19.60	GIẢM	GIẢM		20.96			21.50	20.58	-4.29%	
VNM	125.40	TĂNG	GIẢM	126.90	123.20	-1.18%			133.60		
VPB	19.10	TĂNG	GIẢM	18.60	19.04	2.69%			19.82		
VPI	40.70	GIẢM	GIẢM		42.11				42.86		
VRC	15.10	GIẢM	GIẢM		15.82				17.17		
VRE	37.30	TĂNG	TĂNG	35.75	35.74	4.34%		35.00	32.37	6.57%	
VSC	31.10	TĂNG	GIẢM	31.90	30.84	-2.51%			34.25		

LARGECAPS 大型股票趨勢追蹤表

股票	價格	短期趨勢	中期趨勢	短期買進價格	短期止損	暫計短期利潤%	短期訊號	中期買進價格	中期止損	暫計中期獲利	中期訊號
ACB	30.80	GIẢM	GIẢM	29.80	30.85	3.51%	BÁN		31.45		
BID	35.25	TĂNG	TĂNG	32.65	34.15	7.96%		33.40	31.23	5.54%	
BSR	11.10	GIẢM	GIẢM		12.01				13.94		
BVH	84.20	GIẢM	GIẢM	79.00	84.30	6.71%	BÁN		85.11		
CTG	21.65	TĂNG	GIẢM	21.05	21.15	2.85%			22.80		
EIB	18.00	GIẢM	TĂNG		18.64			14.70	16.88	22.45%	
FPT	48.80	TĂNG	TĂNG	45.20	46.86	7.96%		41.00	43.49	19.03%	
GAS	107.10	TĂNG	GIẢM	108.90	103.53	-1.65%			113.06		
HDB	26.15	TĂNG	GIẢM	27.60	25.94	-5.25%			28.59		
HNG	18.30	TĂNG	TĂNG	15.75	17.91	16.19%		17.10	16.59	7.02%	
HPG	21.70	GIẢM	GIẢM		21.81				24.51		
HVN	42.70	GIẢM	TĂNG		43.75			39.00	38.75	9.49%	
KDH	22.10	GIẢM	GIẢM		22.83				24.76		
MBB	22.70	TĂNG	TĂNG	21.30	21.68	6.57%		21.27	20.11	6.72%	
MSN	79.60	GIẢM	GIẢM		80.69			89.00	80.74	-9.28%	BÁN
MWG	108.90	TĂNG	TĂNG	88.30	102.43	23.33%		88.70	89.54	22.77%	
NVL	58.30	GIẢM	GIẢM		60.43				62.33		
OIL	11.10	GIẢM	GIẢM		11.71				12.68		
PLX	64.20	TĂNG	N/A	64.20	62.81	0.00%		62.40	58.43	2.88%	
PNJ	77.50	TĂNG	TĂNG	77.00	71.62	0.65%		77.88	72.83	-0.49%	
POW	14.10	GIẢM	TĂNG		14.79			15.70	13.92	-10.19%	

We Create Fortune

PVS	22.90	GIẢM	TĂNG		23.91			21.10	21.47	8.53%	
QNS	31.60	TĂNG	TĂNG	33.80	30.16	-6.51%		33.80	27.66	-6.51%	
REE	33.60	GIẢM	TĂNG		34.17			33.33	31.19	0.82%	
ROS	28.00	GIẢM	TĂNG		28.83			34.80	27.33	-19.54%	
SSI	25.10	TĂNG	GIẢM	25.35	25.00	-0.99%			26.98		
STB	11.50	GIẢM	GIẢM		11.71				12.32		
TCB	21.05	TĂNG	GIẢM	21.40	20.43	-1.64%			22.88		
TPB	23.10	GIẢM	GIẢM		23.56				N/A		
VCB	78.90	TĂNG	TĂNG	69.20	75.71	14.02%		62.00	66.21	27.26%	
VCG	26.40	GIẢM	TĂNG		27.05			18.44	24.08	43.16%	
VEA	62.00	TĂNG	GIẢM	62.10	59.43	-0.16%			N/A		
VGI	29.40	TĂNG	GIẢM	29.50	28.01	-0.34%			N/A		
VHM	85.80	TĂNG	GIẢM	81.00	81.35	5.93%			87.75		
VIB	18.60	TĂNG	TĂNG	17.00	17.84	9.41%		17.70	15.55	5.08%	
VIC	119.80	TĂNG	TĂNG	119.80	117.69	0.00%	MUA	112.00	108.25	6.96%	
VJC	131.90	TĂNG	TĂNG	123.30	129.01	6.97%		124.50	120.45	5.94%	
VNM	125.40	TĂNG	GIẢM	126.90	123.20	-1.18%			133.60		
VPB	19.10	TĂNG	GIẢM	18.60	19.04	2.69%			19.82		
VRE	37.30	TĂNG	TĂNG	35.75	35.74	4.34%		34.00	32.37	9.72%	

MIDCAPS 中型股票趨勢追蹤表

股票	價格	短期趨勢	中期趨勢	短期買進價格	短期止損	暫計短期利潤%	短期訊號	中期買進價格	中期止損	暫計中期獲利	中期訊號
AAA	18.70	TĂNG	TĂNG	18.60	18.46	0.54%		16.85	17.01	10.98%	
ANV	26.95	TĂNG	GIẢM	28.05	26.83	-3.92%			30.56		
ASM	6.99	GIẢM	GIẢM		7.09				7.78		
BMP	50.10	TĂNG	TĂNG	44.50	48.33	12.58%		48.30	41.68	3.73%	
BWE	28.30	TĂNG	TĂNG	25.85	27.42	9.48%		19.44	25.15	45.58%	
C4G	8.10	GIẢM	#N/A		8.68			-	#N/A		
CEO	10.50	GIẢM	GIẢM	10.70	10.51	-1.75%	BÁN		11.33		
CII	22.00	GIẢM	GIẢM		22.69				23.94		
CRE	25.20	GIẢM	#N/A		25.20			-	#N/A		
CTI	23.00	TĂNG	GIẢM	23.80	22.66	-3.36%			25.04		
CTR	38.00	TĂNG	#N/A	28.80	32.20	31.94%		-	#N/A		
DCM	8.00	TĂNG	GIẢM	8.50	7.97	-5.88%			8.64		
DHC	34.90	GIẢM	TĂNG		37.22			35.20	33.00	-0.85%	
DIG	13.80	TĂNG	GIẢM	14.10	13.30	-2.13%			14.54		
DPM	15.10	GIẢM	GIẢM		15.74				17.40		

We Create Fortune

DRC	19.85	TĂNG	GIẢM	19.40	19.11	2.32%		20.88		
DXG	18.95	TĂNG	GIẢM	19.10	18.56	-0.79%		20.75		
E1VFN30	14.68	TĂNG	GIẢM	14.59	14.31	0.62%		15.16		
FCN	14.00	TĂNG	TĂNG	15.50	13.74	-9.68%	16.05	13.18	-12.77%	
FLC	4.17	GIẢM	GIẢM		4.36			4.63		
FTM	24.70	GIẢM	TĂNG		25.16		16.25	22.18	52.00%	
GEG	25.80	TĂNG	TĂNG	22.80	22.15	13.16%	12.90	20.50	100.00%	
GEX	21.60	GIẢM	GIẢM		22.07			23.15		
GMD	26.70	TĂNG	GIẢM	27.10	26.49	-1.48%		27.99		
GTN	17.75	GIẢM	TĂNG		18.65		15.00	16.37	18.33%	
GVR	14.40	TĂNG	#N/A	13.50	12.99	6.67%	-	#N/A		
HAG	5.26	GIẢM	GIẢM		5.54			5.62		
HBC	14.10	GIẢM	GIẢM		15.36			17.48		
HCM	23.00	GIẢM	GIẢM		24.16			26.60		
HDG	36.30	TĂNG	TĂNG	32.70	34.04	11.01%	35.30	34.59	2.83%	MUA
HPX	26.75	TĂNG	#N/A	26.60	25.76	0.56%	-	#N/A		
HSG	7.50	TĂNG	TĂNG	7.63	7.37	-1.70%	8.45	7.01	-11.27%	
HT1	15.90	GIẢM	TĂNG		16.22		14.80	15.47	7.43%	
IBC	21.30	TĂNG	TĂNG	20.90	21.18	1.91%	24.90	20.15	-14.46%	
IDI	7.21	GIẢM	GIẢM		7.51			8.38		
IJC	10.70	GIẢM	GIẢM		11.26			11.50		
ITA	3.06	GIẢM	TĂNG		3.19		3.20	2.77	-4.38%	
KBC	15.35	TĂNG	TĂNG	14.30	14.94	7.34%	15.35	13.54	0.00%	
KSB	22.15	GIẢM	GIẢM		22.42			25.36		
LDG	8.03	GIẢM	GIẢM		8.77			9.57		
LPB	8.40	TĂNG	GIẢM	8.40	8.20	0.00%	MUA	8.51		
MBS	14.80	GIẢM	#N/A		14.83		16.00	#N/A	#N/A	
MPC	36.00	TĂNG	GIẢM	35.70	33.75	0.84%		40.20		
NBB	21.90	TĂNG	TĂNG	22.00	21.14	-0.45%	21.50	18.83	1.86%	
NKG	6.11	GIẢM	GIẢM		6.40			7.23		
NLG	29.40	GIẢM	TĂNG		29.84		28.70	27.83	2.44%	
NT2	26.00	GIẢM	GIẢM		26.66			28.99		
NTC	187.20	TĂNG	#N/A	144.00	176.54	30.00%	120.00	#N/A	#N/A	
NTL	25.50	TĂNG	TĂNG	22.95	24.42	11.11%	9.33	22.09	173.27%	
NVB	8.10	GIẢM	GIẢM		8.37			9.16		
OGC	4.02	GIẢM	GIẢM		4.15			4.75		
PC1	18.00	GIẢM	GIẢM		18.74			20.49		
PDR	26.30	TĂNG	TĂNG	24.10	25.97	9.13%	23.60	24.63	11.46%	

We Create Fortune

PHR	69.80	TĂNG	TĂNG	61.20	62.70	14.05%		22.86	52.19	205.28%	
PPC	27.20	GIẢM	GIẢM		29.30			17.42	27.86	59.93%	
PTB	67.50	GIẢM	TĂNG		70.44			60.78	64.57	11.06%	
PVD	18.05	GIẢM	TĂNG	19.20	18.21	-5.15%	BÁN	18.50	17.78	-2.43%	
PVI	36.90	GIẢM	GIẢM		37.62				39.70		
PVT	16.75	GIẢM	GIẢM		17.59				17.62		
QCG	4.57	TĂNG	GIẢM	4.62	4.31	-1.08%			5.32		
SAM	8.15	TĂNG	TĂNG	8.25	8.07	-1.21%		7.40	7.69	10.14%	
SBT	16.55	GIẢM	GIẢM		17.04				18.08		
SCR	7.09	GIẢM	GIẢM		7.22				7.61		
SHB	6.80	GIẢM	GIẢM		7.06				7.44		
SHS	9.60	GIẢM	TĂNG		10.12			12.10	9.22	-20.66%	
SJS	17.25	GIẢM	GIẢM		19.41				19.93		
STK	23.65	GIẢM	TĂNG	24.20	23.65	-2.27%	BÁN	17.00	21.12	39.12%	
SZC	22.90	TĂNG	#N/A	20.45	21.23	11.98%		-	#N/A		
TCH	21.00	GIẢM	GIẢM	21.15	21.02	-0.60%	BÁN		22.45		
TCM	26.00	GIẢM	GIẢM		27.52				30.59		
TNG	20.80	TĂNG	TĂNG	19.70	20.48	5.58%		12.00	18.79	73.33%	
TTB	23.25	TĂNG	GIẢM	22.60	22.52	2.88%			24.16		
VCI	33.90	TĂNG	GIẢM	32.30	32.11	4.95%			35.72		
VGT	10.00	GIẢM	GIẢM		10.53				11.88		
VHC	89.80	TĂNG	GIẢM	89.50	88.29	0.34%			95.80		
VND	15.00	GIẢM	GIẢM		15.50				16.69		
VNG	19.60	GIẢM	GIẢM		20.96			21.50	20.58	-4.29%	
VPI	40.70	GIẢM	GIẢM		42.11				42.86		

MALLCAPS 小型股票趨勢追蹤表

股票	價格	短期趨勢	中期趨勢	短期買進價格	短期止損	暫計短期利潤%	短期訊號	中期買進價格	中期止損	暫計中期獲利%	中期訊號
AAV	9.50	TĂNG	#N/A	9.40	9.29	1.06%		16.85	#N/A	#N/A	
AGR	4.27	GIẢM	TĂNG		4.36			3.99	3.69	7.02%	
AMD	1.80	GIẢM	GIẢM		1.87				2.08		
APG	9.30	TĂNG	TĂNG	8.50	8.97	9.41%		9.90	7.90	-6.06%	
ART	2.30	GIẢM	GIẢM		2.64				3.07		
BCC	8.50	GIẢM	TĂNG		9.06			7.70	7.66	10.39%	
BCG	5.61	GIẢM	TĂNG		5.78			6.39	5.41	-12.21%	
C69	21.80	TĂNG	TĂNG	8.80	16.39	147.73%		5.30	13.87	311.32%	



We Create Fortune

CCL	6.54	TĂNG	TĂNG	6.38	5.92	2.51%		3.46	4.89	89.02%	
CRC	15.70	TĂNG	GIẢM	15.05	15.05	4.32%			17.35		
CVT	20.40	TĂNG	TĂNG	19.25	19.91	5.97%		20.35	17.62	0.25%	
DAG	6.75	TĂNG	GIẢM	6.55	6.59	3.05%			7.01		
DAH	13.30	GIẢM	TĂNG		14.59			4.66	9.18	185.15%	
DGW	23.65	TĂNG	TĂNG	21.85	22.69	8.24%		23.50	23.12	0.64%	MUA
DLG	1.45	GIẢM	GIẢM		1.62				1.65		
DRH	6.75	GIẢM	GIẢM		7.32				7.76		
DTD	14.90	TĂNG	TĂNG	15.00	14.05	-0.67%		12.90	10.80	15.50%	
EVG	2.90	TĂNG	GIẢM	2.87	2.82	1.05%			3.02		
FIT	3.40	GIẢM	TĂNG		3.58			3.64	3.03	-6.59%	
GKM	15.10	GIẢM	TĂNG		15.45			11.42	14.95	32.17%	
HAH	13.35	TĂNG	TĂNG	12.80	12.50	4.30%		13.00	11.31	2.69%	
HAI	1.85	TĂNG	GIẢM	1.87	1.80	-1.07%			1.93		
HAP	3.51	GIẢM	TĂNG		3.70			3.67	3.25	-4.36%	
HAR	3.70	GIẢM	TĂNG		4.11			3.71	3.65	-0.27%	
HCD	3.75	TĂNG	GIẢM	3.79	3.61	-1.06%			4.34		
HDA	12.00	TĂNG	TĂNG	10.50	11.30	14.29%		11.30	10.27	6.19%	
HDC	15.70	TĂNG	TĂNG	15.25	14.73	2.95%		15.25	13.47	2.95%	
HHP	13.10	GIẢM	#N/A		14.66			-	#N/A		
HHS	3.31	GIẢM	GIẢM		3.50				3.69		
HII	11.25	GIẢM	GIẢM		11.77				13.42		
HQC	1.39	TĂNG	GIẢM	1.43	1.36	-2.80%			1.50		
HSL	7.40	GIẢM	GIẢM		8.15				9.64		
HUT	2.40	GIẢM	GIẢM		2.67				3.07		
HVG	3.20	GIẢM	GIẢM		3.53				4.67		
HVH	28.40	TĂNG	#N/A	26.15	27.38	8.60%		-	#N/A		
JVC	2.88	TĂNG	GIẢM	2.97	2.80	-3.03%			3.23		
KLF	1.40	GIẢM	GIẢM		1.61				1.79		
KMR	2.86	GIẢM	TĂNG		3.03			3.68	2.65	-22.28%	
LCG	10.45	TĂNG	GIẢM	10.45	10.24	0.00%			11.44		
LGL	10.40	GIẢM	TĂNG		10.43			7.11	8.90	46.21%	
LHG	18.20	GIẢM	TĂNG		19.70			19.30	17.20	-5.70%	
LMH	16.65	GIẢM	#N/A		16.81			-	#N/A		
MST	2.60	GIẢM	GIẢM		2.97				3.71		
NDN	16.90	TĂNG	TĂNG	14.10	16.24	19.86%		13.10	14.40	28.96%	
PHC	12.65	GIẢM	GIẢM		13.06			14.45	12.65	-12.45%	BÁN
PVB	20.50	TĂNG	TĂNG	20.20	19.30	1.49%		20.10	16.79	1.99%	
PVC	7.70	GIẢM	TĂNG		8.14			7.10	6.21	8.45%	



We Create Fortune

PXL	5.50	GIẢM	GIẢM		5.96			7.35		
PXS	5.40	GIẢM	TĂNG		5.56		4.85	4.34	11.34%	
QBS	3.14	GIẢM	GIẢM		3.36			3.36		
SFG	10.60	GIẢM	GIẢM		11.43			14.61		
SHI	8.79	TĂNG	TĂNG	8.39	8.03	4.77%	6.23	7.45	41.03%	
SJF	3.22	GIẢM	GIẢM		3.67			3.88		
SKG	11.90	GIẢM	GIẢM		12.22			12.61		
TDH	9.40	GIẢM	TĂNG		9.67		11.65	9.17	-19.31%	
TIG	3.40	GIẢM	TĂNG		3.49		3.20	3.03	6.25%	
TLD	5.28	GIẢM	GIẢM		5.51			6.07		
TLH	4.94	GIẢM	TĂNG		5.08		5.85	4.80	-15.56%	
TNI	10.40	GIẢM	GIẢM		10.76			12.03		
TTF	3.10	GIẢM	TĂNG		3.35		3.99	3.03	-22.31%	
TTH	3.80	GIẢM	GIẢM		4.12			4.60		
TVB	19.30	TĂNG	TĂNG	17.40	17.31	10.92%		19.27		
TVC	13.90	TĂNG	TĂNG	12.50	13.09	11.20%		13.71		
VC3	22.60	GIẢM	TĂNG		23.52		22.00	21.35	2.73%	
VCR	17.70	GIẢM	GIẢM		24.68			32.17		
VNE	3.79	GIẢM	GIẢM		4.18		4.65	3.96	-14.88%	BÁN
VPG	20.80	GIẢM	TĂNG		22.16		20.46	19.34	1.68%	
VRC	15.10	GIẢM	GIẢM		15.82			17.17		
YBM	11.70	TĂNG	GIẢM	10.95	9.80	6.85%		12.17		



We Create Fortune

胡志明市交易所 (HSX)

	收盤	漲跌%
VNI	989.46	0.76%
VN30	888.26	0.98%
VN Mid	969.32	0.03%
VN Small	815.5	-0.14%

河內交易所 (HSX)

	收盤	漲跌%
HNI	106.71	-0.05%
HN30	195.57	0.29%
VNX AllSh	864.2	0.89%

UPCOM 市場 (UPCoM)

	收盤	漲跌%
UPCoM	58.46	0.78%

外資交易	成交值(十億盾)	
買進	969.22	
賣出	924.67	
買超/賣超	44.54	

外資交易	成交值(十億盾)	
買進	6.89	
賣出	39.31	
買超/賣超	-32.42	

外資交易	成交值(十億盾)	
買進	30.52	
賣出	18.02	
買超/賣超	12.50	

上漲排名/股碼	漲跌(VND)	漲跌%
KOS	1500	5.40%
HDG	1700	4.91%
HDC	700	4.67%
HPG	950	4.58%
PHR	2300	3.41%

上漲排名/股碼	漲跌(VND)	漲跌%
BAX	5500	7.71%
DGC	1500	4.79%
DHT	1000	2.78%
MBS	400	2.78%
NTP	1000	2.56%

上漲排名/股碼	漲跌(VND)	漲跌%
BHA	1800	14.40%
CTR	3300	9.51%
GEG	2000	8.40%
LPB	500	6.33%
VCP	2300	6.10%

下跌排名/股碼	漲跌(VND)	漲跌%
SRC	-1250	-6.94%
HBC	-500	-3.42%
CSV	-900	-3.30%
LHG	-600	-3.19%
VNG	-400	-2.00%

下跌排名/股碼	漲跌(VND)	漲跌%
VCR	-1900	-9.69%
HUT	-100	-4.00%
CEO	-400	-3.67%
TNG	-300	-1.42%
SHS	-100	-1.03%

下跌排名/股碼	漲跌(VND)	漲跌%
BSR	-300	-2.63%
OIL	-200	-1.77%
BOT	-700	-1.24%
NTC	-2200	-1.16%
BCM	-300	-1.04%

*備註：市值>5,000 億盾；成交值>15 億盾

市值排名/股碼	十億盾	
VIC	399,587	
VCB	293,001	
VHM	283,369	
VNM	218,545	
GAS	201,922	

市值排名/股碼	十億盾	
ACB	38,662	
VCS	11,948	
VCG	11,705	
PVS	10,898	
PVI	8,320	

市值排名/股碼	十億盾	
ACV	178,634	
VGI	87,860	
VEA	81,671	
MCH	57,804	
GVR	56,528	

交易量排名/股碼	成交值	30 日均
ROS	19,170,810	12,620,580
HNG	13,090,730	2,720,064
HPG	11,555,220	5,931,138
VRE	9,322,690	2,285,958
DLG	7,363,130	2,671,233

交易量排名/股碼	成交值	30 日均
SHB	3,521,309	4,405,880
NVB	2,745,418	793,624
PVS	2,697,344	3,177,234
ACB	1,975,464	1,316,448
CEO	1,655,910	756,771

交易量排名/股碼	成交值	30 日均
BHA	6,132,500	279,314
GEG	3,379,335	675,302
XMC	2,629,305	344,935
GVR	2,137,340	1,069,637
LPB	1,904,975	486,872

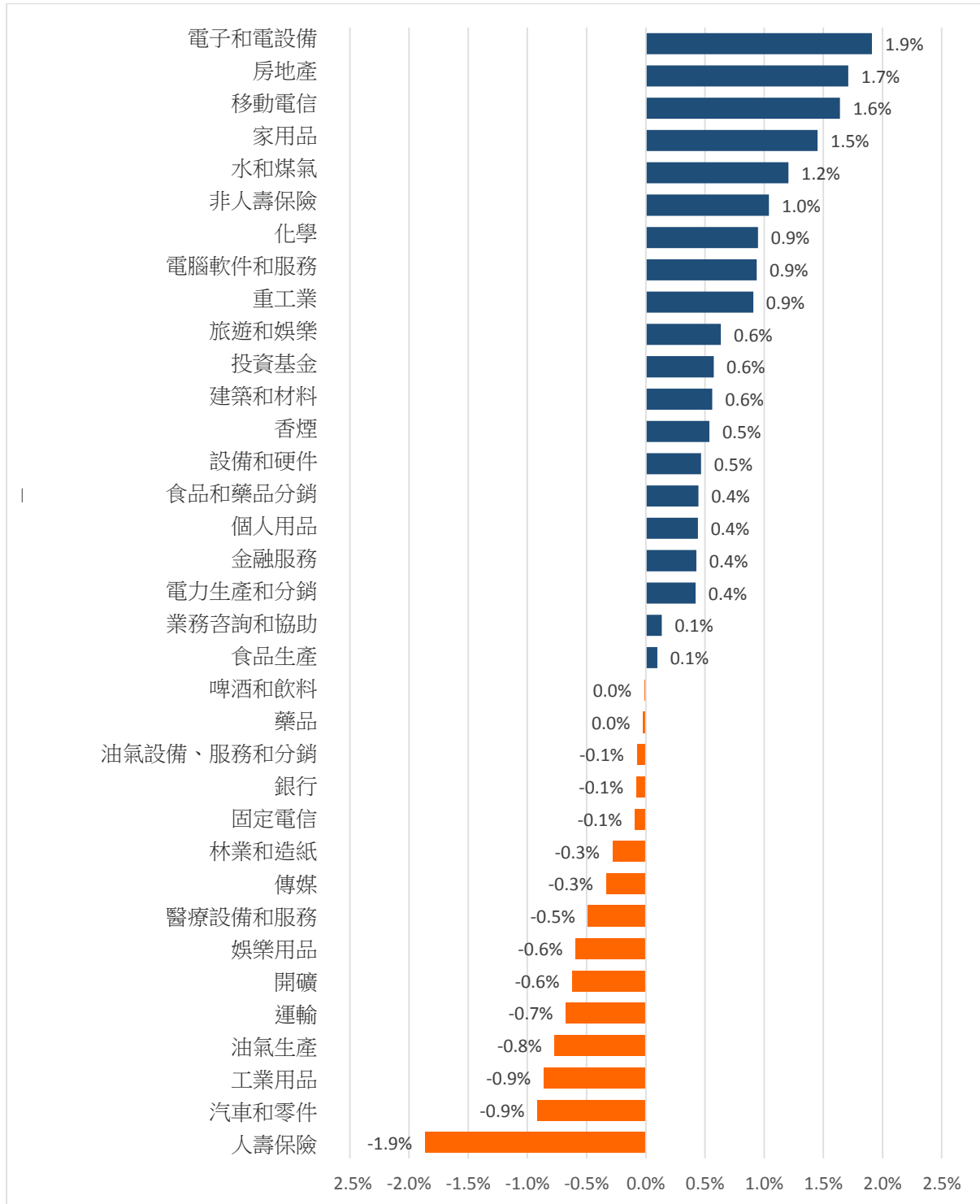
資料源: Bloomberg & Yuanta Research

資料源: Bloomberg & Yuanta Research

資料源: Bloomberg & Yuanta Research

We Create Fortune

各行業板塊的交易走勢



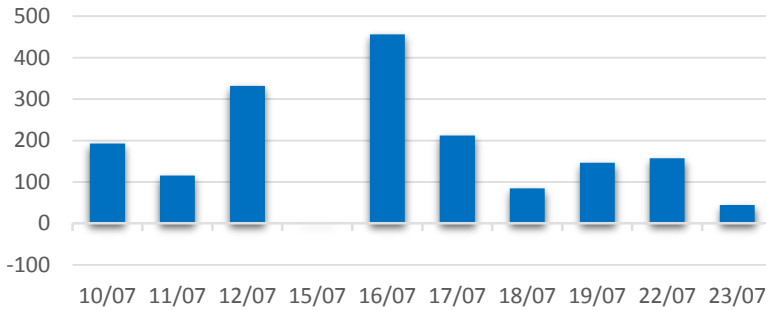
資料源: FiinPro – YSVN



We Create Fortune

外資買進賣統計

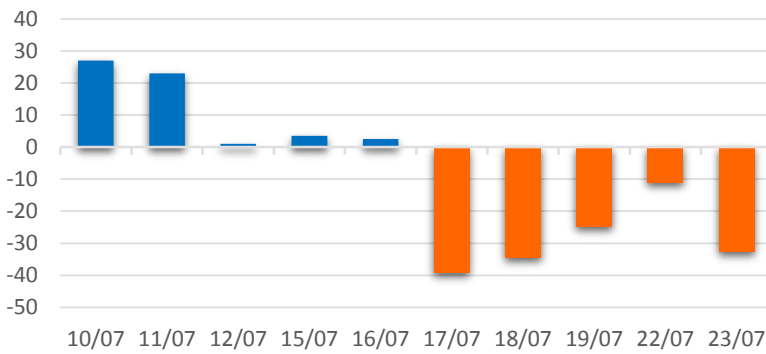
HSX 外資每日買/賣超



證券代碼	買超金額 (百萬盾)	證券代碼	賣超金額 (百萬盾)
PLX	49,270	VNM	23,799
VCB	17,638	HPG	19,032
CTD	15,479	HBC	10,509
MSN	15,418	PVD	8,055
GEX	8,418	VJC	6,758

HSX 外資買/賣超的前 5 名

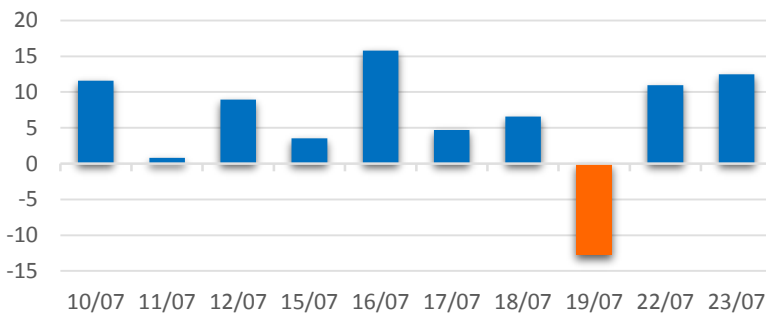
HNX 外資每日買/賣超



證券代碼	買超金額 (百萬盾)	證券代碼	賣超金額 (百萬盾)
DGC	707	PVS	21,227
TNG	544	CEO	7,836
TIG	381	SHS	2,704
NAG	101	VCS	535
LHC	43	VGS	454

HNX 外資買/賣超的前 5 名

UPCOM 外資每日買/賣超



證券代碼	買超金額 (百萬盾)	證券代碼	賣超金額 (百萬盾)
GVR	7,309	BSR	1,590
QNS	6,886	ACV	1,036
KDF	948	WSB	565
VEA	586	OIL	561
VCW	349	SAS	424

UPCOM 外資買/賣超的前 5 名

源: FimPro – YSVN



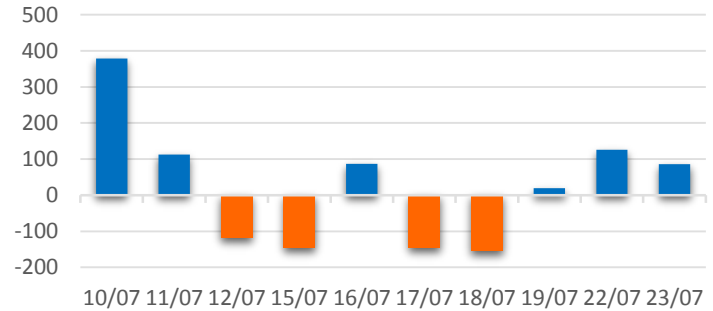
We Create **Fortune**

自營進出統計

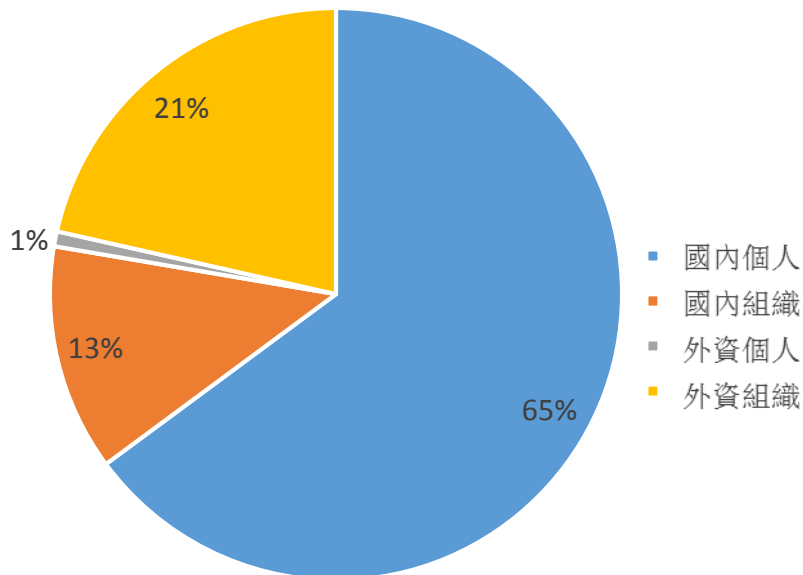
證券代碼	買超金額 (百萬盾)	證券代碼	賣超金額 (百萬盾)
VHM	15,306	MWG	14,900
E1VFN30	5,988	MBB	14,466
VIC	5,176	FPT	5,302
VNM	3,752	VNM	2,163
MBB	3,736	VRE	2,094

券商自營交易最大前名

券商自營交易每日買/賣超 (bil. VND)



越南證券市場投資人類別統計

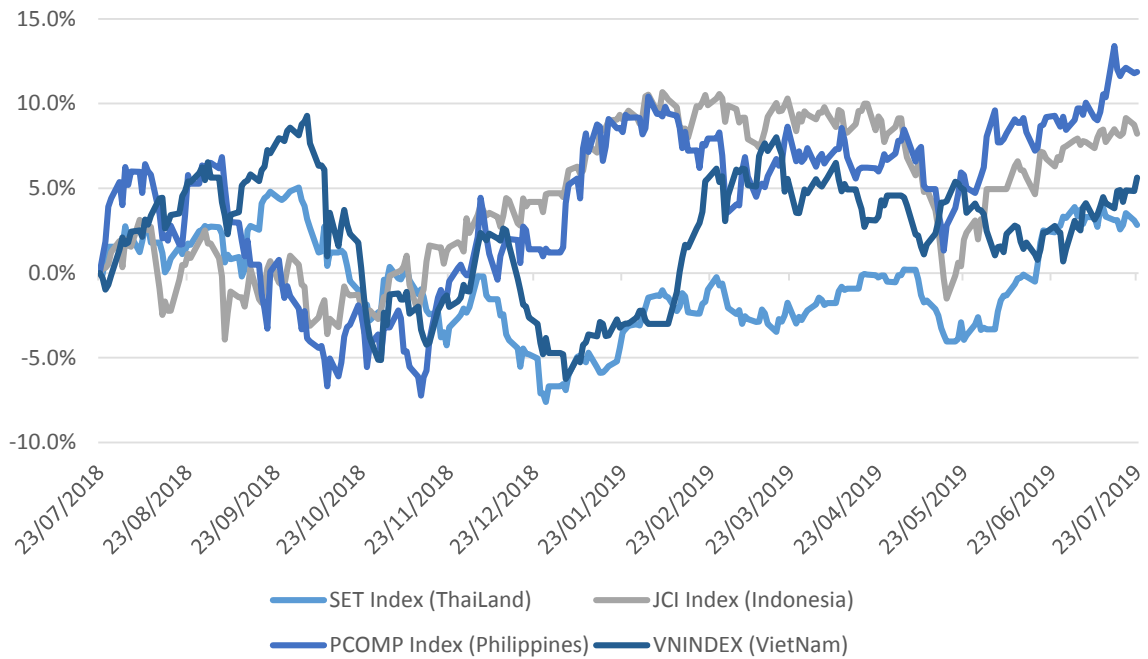


資料源: FimPro – YSVN



We Create Fortune

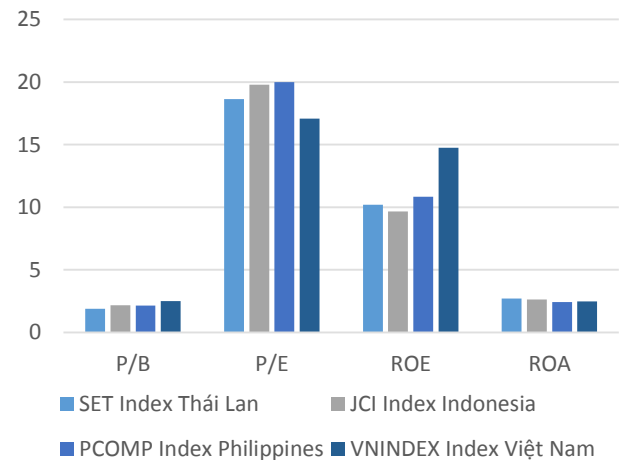
東南亞主要市場走勢比較



東南亞主要市場數據

		Thailand	Indonesia	Philippines	Vietnam
P/B		1.9x	2.2x	2.1x	2.5x
P/E		18.6x	19.8x	20.0x	17.1x
ROE	%	10.20	9.67	10.84	14.74
ROA	%	2.70	2.63	2.43	2.46
Vốn hóa	Tỷ USD	572.06	529.48	202.31	142.60
GTGD	Triệu USD	1.59	0.40	0.08	0.13
LS cổ tức	%	2.99	2.43	1.59	1.72

BloomBerg & YSVN





We Create **Fortune**

元大證券（越南）公司

個人客戶分析部

Nguyễn Thế Minh

研究分析經理

+84 28 3622 6868 ext 3826
minh.nguyen@yuanta.com.vn

Quách Đức Khánh

高級分析專員

+84 28 3622 6868 ext 3833
khanh.quach@yuanta.com.vn

Nguyễn Trịnh Ngọc Hồng

分析專員

+84 28 3622 6868 ext 3832
hong.nguyen@yuanta.com.vn

Phạm Tân Phát

高級分析專員

+84 28 3622 6868 ext 3830
phat.pham@yuanta.com.vn

個人客戶業務部

Nguyễn Thanh Tùng

總公司業務經理

+84 28 3622 6868 ext 3609
tung.nguyen@yuanta.com.vn

Chung Kim Hoa

華人客戶部經理

+84 28 3622 6868 ext 3828
hoa.chung@yuanta.com.vn

Phù Vĩnh Qué

堤岸分行經理

+84 28 3622 6868
que.phu@yuanta.com.vn

Nguyễn Việt Quang

河內分行經理

+84 28 3622 6868 ext 3404
quang.nguyen@yuanta.com.vn

Võ Thị Thu Thủy

平陽分行經理

+84 28 3622 6868 ext 3505
thuy.vo@yuanta.com.vn

Bùi Quốc Phong

同奈分行經理

+84 28 3622 6868
phong.bui@yuanta.com.vn

Nguyễn Đức Hoàn

河內南部營業中心經理

+84 28 3622 6868 ext 3409
hoan.nguyen@yuanta.com.vn



We Create **Fortune**

Appendix A: Important Disclosures

Analyst Certification

Each research analyst primarily responsible for the content of this research report, in whole or in part, certifies that with respect to each security or issuer that the analyst covered in this report: (1) all of the views expressed accurately reflect his or her personal views about those securities or issuers; and (2) no part of his or her compensation was, is, or will be, directly or indirectly, related to the specific recommendations or views expressed by that research analyst in the research report.

Ratings Definitions

BUY: We have a positive outlook on the stock based on our expected absolute or relative return over the investment period. Our thesis is based on our analysis of the company's outlook, financial performance, catalysts, valuation and risk profile. We recommend investors add to their position.

HOLD-Outperform: In our view, the stock's fundamentals are relatively more attractive than peers at the current price. Our thesis is based on our analysis of the company's outlook, financial performance, catalysts, valuation and risk profile.

HOLD-Underperform: In our view, the stock's fundamentals are relatively less attractive than peers at the current price. Our thesis is based on our analysis of the company's outlook, financial performance, catalysts, valuation and risk profile.

SELL: We have a negative outlook on the stock based on our expected absolute or relative return over the investment period. Our thesis is based on our analysis of the company's outlook, financial performance, catalysts, valuation and risk profile. We recommend investors reduce their position.

Under Review: We actively follow the company, although our estimates, rating and target price are under review.

Restricted: The rating and target price have been suspended temporarily to comply with applicable regulations and/or Yuanta policies.

Note: Yuanta research coverage with a Target Price is based on an investment period of 12 months. Greater China Discovery Series coverage does not have a formal 12 month Target Price and the recommendation is based on an investment period specified by the analyst in the report.

Global Disclaimer

© 2018 Yuanta. All rights reserved. The information in this report has been compiled from sources we believe to be reliable, but we do not hold ourselves responsible for its completeness or accuracy. It is not an offer to sell or solicitation of an offer to buy any securities. All opinions and estimates included in this report constitute our judgment as of this date and are subject to change without notice.

This report provides general information only. Neither the information nor any opinion expressed herein constitutes an offer or invitation to make an offer to buy or sell securities or other investments. This material is prepared for general circulation to clients and is not intended to provide tailored investment advice and does not take into account the individual financial situation and objectives of any specific person who may receive this report. Investors should seek financial advice regarding the appropriateness of investing in any securities, investments or investment strategies discussed or recommended in this report. The information contained in this report has been compiled from sources believed to be reliable but no representation or warranty, express or implied, is made as to its accuracy, completeness or correctness. This report is not (and should not be construed as) a solicitation to act as securities broker or dealer in any jurisdiction by any person or company that is not legally permitted to carry on such business in that jurisdiction.

Yuanta research is distributed in the United States only to Major U.S. Institutional Investors (as defined in Rule 15a-6 under the Securities Exchange Act of 1934, as amended and SEC staff interpretations thereof). All transactions by a US person in the securities mentioned in this report must be effected through a registered broker-dealer under Section 15 of the Securities Exchange Act of 1934, as amended. Yuanta research is distributed in Taiwan by Yuanta Securities Investment Consulting. Yuanta research is distributed in Hong Kong by Yuanta Securities (Hong Kong) Co. Limited, which is licensed in Hong Kong by the Securities and Futures Commission for regulated activities, including Type 4 regulated activity (advising on securities). In Hong Kong, this research report may not be redistributed, retransmitted or disclosed, in whole or in part or any form or manner, without the express written