

當日期貨市場：驗證 889-890 阻力區

2019/8/21

合約走勢				
單位	收盤	+/-	成交量	到期日
VN30F1909	887.3	5.0	82,587	19/09
VN30F1910	884.9	3.9	402	17/10
VN30F1912	885.5	4.4	121	19/12
VN30F2003	883.4	4.3	25	19/03

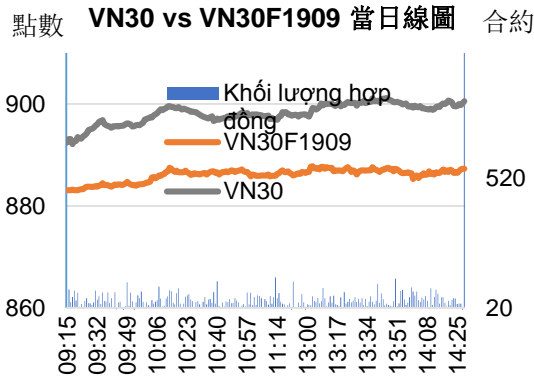
源自：Bloo

技術信號

- VN30F1909 漲破 881 - 884.5 點積累區，並形成短期上漲趨勢。目前，上漲趨勢仍有可能在 889 - 890 點目標價區間持續。然而，隨著 RSI 在 15 分鐘時段內產生價格分歧，上漲衝力正在減弱。這只是一個預警信號，但不是確認趨勢反轉的信號。
- 目前，VN30F1909 與 VN30 之間的基本差距擴大至 -13.2。因此，短期買口仍較為有利。

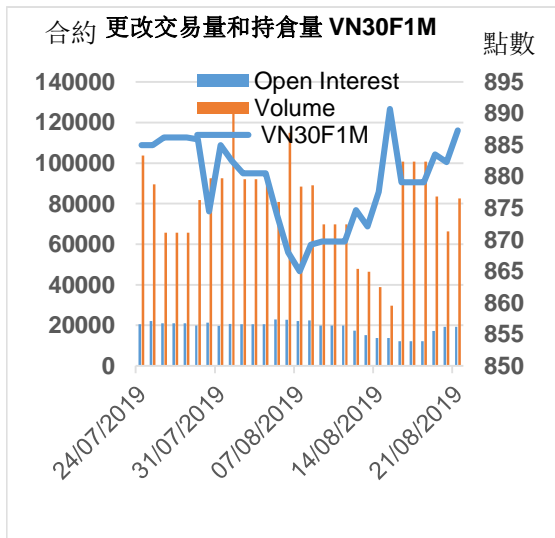
技術信號

- 當日策略 (Intraday)：在 15 分鐘時段內，可以考慮在 889 - 890 點區間開買口，當價格跌破 885 點時停損。並當價格跌破 884 點時開賣口，目標為 880 點。
- 短期內的主要趨勢策略 (Daily)：當主要趨勢仍處於持平-sideway 狀態時，投資者應集中於當日策略。



源自：Bloomberg - YSVN

趨勢	VN30F1909-Daily	VN30F1909-1H
短期	持平	上漲
支撐 1	860	885
支撐 2	840	880
阻力 1	890	888
阻力 2	910	890



源自：Bloomberg - YSVN

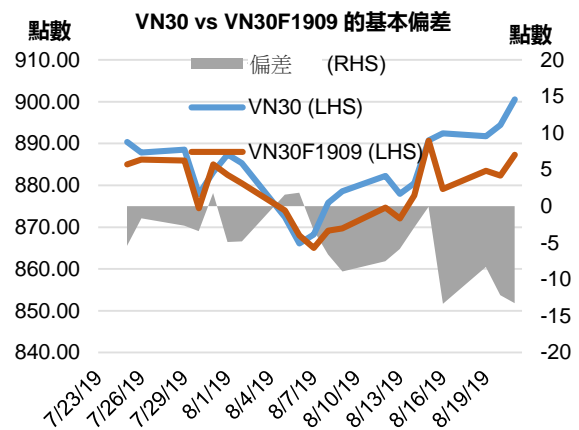
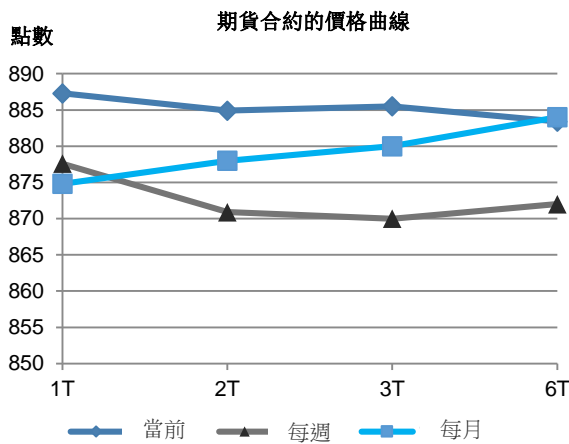
Pham Tan Phat
高級分析專員
Email: phat.pham@yuanta.com.vn
Phone: (084) 28 3622 6868 ext 3880





We Create Fortune

期貨合約								
	收盤價	+/-	+/- %	成交量	+/- %	Fair Value	最後清算日	剩餘時間
	單位：點	點	%	合約		單位：點		日
VN30 Index	900.5	6.1	0.7%	0				
VN30F1909	887.3	5.0	0.6%	82,587	24.43%	904	19/09/2019	31
VN30F1910	884.9	3.9	0.4%	402	96.10%	908	17/10/2019	59
VN30F1912	885.5	4.4	0.5%	121	86.15%	917	19/12/2019	122
VN30F2003	883.4	4.3	0.5%	25	150.00%	929	19/03/2020	213



上漲排名/ 前 5 檔	影響 點數	下跌排名/ 前 5 檔	影響 點數
VCB	1.28	VNM	-0.35
VIC	0.82	FPT	-0.30
HPG	0.69	GMD	-0.13
MBB	0.62	STB	-0.12
VPB	0.60	PNJ	-0.05

股價上漲 前 5 檔	%	股價下跌 前 5 檔	%
VCB	4.03	GMD	-1.21
BID	2.85	ROS	-0.78
GAS	2.14	FPT	-0.74
SSI	1.81	DPM	-0.73
MBB	1.58	STB	-0.49



We Create Fortune

VN30 指數股票名單

股票代碼	企業名稱	產業	比重	收盤價	資本	PER	PBR	3個月成交量	外資持股	52週走高	52週走低
		單位	%	VND	Tỷ VND	x	x	'000 cp	%	VND	VND
BID	越南投資與發展商業股份銀行	金融	1.0%	37,850	129,398	18.0	2.4	1,097	3%	38,250	27,600
CTD	Coteccons 建築股份公司	工業	0.7%	101,900	7,783	7.6	1.0	100	49%	170,000	96,600
CTG	越南工商股份銀行	金融	1.0%	20,750	77,261	14.1	1.1	2,821	30%	28,300	17,700
BVH	Bao Viet (保越) 集團	金融	0.8%	77,800	54,529	51.8	3.6	251	26%	104,000	71,400
DPM	油氣化學原料 – 化肥股份公司	原材料	0.3%	13,650	5,342	16.0	0.7	548	20%	23,700	13,400
EIB	越南進出口貿易股份銀行	金融	2.8%	17,450	21,454	48.2	1.4	235	30%	19,100	13,100
FPT	FPT 發展投資工藝股份公司	CNTT	4.5%	53,600	36,356	12.3	2.7	1,427	49%	55,100	36,364
GAS	越南氣體總公司 – 股份公司	公用服務	1.6%	105,200	201,348	17.3	4.5	285	4%	125,000	82,400
GMD	Gemadep 運輸股份公司	工業	1.2%	28,650	8,507	15.2	1.4	490	49%	29,900	23,800
HDB	胡志明市發展商業股份銀行	金融	2.8%	26,500	25,996	9.1	1.7	1,324	24%	39,750	24,450
HPG	Hoa Phat (和發) 集團股份公司	原材料	5.9%	23,200	64,057	8.0	1.5	5,263	38%	33,038	20,300
MBB	軍隊貿易股份銀行	金融	4.4%	22,500	47,551	7.0	1.4	2,860	20%	24,400	18,050
MSN	Masan 集團股份公司	必需消費品	5.6%	77,000	90,009	23.3	2.9	439	40%	97,200	71,000
MWG	世界移動通信投資股份公司	非必需消費品	5.4%	120,300	53,255	15.2	5.1	822	49%	122,400	78,452
NVL	Nova 房地產投資集團股份公司	房地產	3.6%	63,000	58,618	17.6	2.9	519	7%	74,700	53,700
PNJ	Phu Nhuan (富潤) 珠寶股份公司	非必需消費品	2.4%	85,600	19,060	18.1	4.7	614	49%	89,300	64,800
REE	冷機電股份公司	工業	1.0%	37,200	11,534	7.1	1.2	755	49%	38,200	29,450
ROS	FLC Faros 建築股份公司	工業	0.7%	25,400	14,417	70.8	2.4	10,677	3%	43,500	25,000
SAB	Sai Gon (西貢) 飲料-酒-啤酒股份公司	必需消費品	3.0%	277,900	178,212	41.3	10.2	32	63%	291,000	208,600
SBT	Bien Hoa – Thanh Thanh Cong (邊和 – 成成功) 股份公司	必需消費品	0.7%	16,200	8,507	29.9	1.5	1,414	6%	21,557	15,400
SSI	SSI 西貢證券股份公司	金融	1.1%	22,500	11,456	11.3	1.2	1,254	58%	33,800	20,750
STB	西貢商信銀行 (sacombank)	金融	2.7%	10,250	18,487	8.5	0.7	3,064	13%	14,400	10,000
TCB	越南技商股份銀行 (Techcombank)	金融	7.6%	21,650	75,701	8.6	1.3	2,049	23%	30,250	19,900
VCB	越南外商貿易股份銀行	金融	3.7%	80,000	296,710	16.9	3.9	764	24%	82,500	51,000
VHM	Vinhomes 股份公司	房地產	4.8%	87,300	292,413	19.4	6.8	844	15%	96,700	60,000
VIC	Vingroup 集團股份公司	房地產	8.0%	122,400	409,542	73.2	5.0	404	15%	125,100	89,800
VJC	Vietjet 越捷航空股份公司	工業	5.5%	130,900	70,897	13.3	5.1	651	19%	158,000	107,300
VNM	越南牛奶股份公司	必需消費品	9.7%	123,900	215,757	22.7	7.6	726	59%	152,600	111,500
VPB	Viet Nam Thịnh Vuong (越南繁榮) 貿易股份銀行	金融	5.3%	19,750	48,521	6.6	1.3	1,720	23%	27,150	17,500
VRE	Vincom Retail 股份公司	房地產	2.5%	35,900	83,605	34.8	2.9	1,480	32%	39,950	26,700



We Create **Fortune**

元大證券（越南）公司

個人客戶分析部

Nguyễn Thế Minh

研究分析經理

+84 28 3622 6868 ext 3826

minh.nguyen@yuanta.com.vn

Quách Đức Khánh

高級分析專員

+84 28 3622 6868 ext 3833

khanh.quach@yuanta.com.vn

Nguyễn Trịnh Ngọc Hồng

分析專員

+84 28 3622 6868 ext 3832

hong.nguyen@yuanta.com.vn

Phạm Tấn Phát

高級分析專員

+84 28 3622 6868 ext 3832

phat.pham@yuanta.com.vn

Đặng Phi Phôn

分析專員

+84 28 3622 6868 ext

phon.dang@yuanta.com.vn

個人客戶業務部

Nguyễn Thanh Tùng

總公司業務經理

+84 28 3622 6868 ext 3609

tung.nguyen@yuanta.com.vn

Nguyễn Việt Quang

河內分行經理

+84 28 3622 6868 ext 3404

quang.nguyen@yuanta.com.vn

Nguyễn Đức Hoàn

河內南部營業中心經理

+84 28 3622 6868 ext 3409

hoan.nguyen@yuanta.com.vn

Chung Kim Hoa

華人客戶部經理

+84 28 3622 6868 ext 3828

hoa.chung@yuanta.com.vn

Võ Thị Thu Thủy

平陽分行經理

+84 28 3622 6868 ext 3505

thuy.vo@yuanta.com.vn

Võ Đình Tuấn

峴港分行經理

+84 28 3622 6868 ext 3301

tuan.vo@yuanta.com.vn

Phù Vĩnh Quế

堤岸分行經理

+84 28 3622 6868

que.phu@yuanta.com.vn

Bùi Quốc Phong

同奈分行經理

+84 28 3622 6868

phong.bui@yuanta.com.vn



We Create **Fortune**

Appendix A: Important Disclosures

Analyst Certification

Each research analyst primarily responsible for the content of this research report, in whole or in part, certifies that with respect to each security or issuer that the analyst covered in this report: (1) all of the views expressed accurately reflect his or her personal views about those securities or issuers; and (2) no part of his or her compensation was, is, or will be, directly or indirectly, related to the specific recommendations or views expressed by that research analyst in the research report.

Ratings Definitions

BUY: We have a positive outlook on the stock based on our expected absolute or relative return over the investment period. Our thesis is based on our analysis of the company's outlook, financial performance, catalysts, valuation and risk profile. We recommend investors add to their position.

HOLD-Outperform: In our view, the stock's fundamentals are relatively more attractive than peers at the current price. Our thesis is based on our analysis of the company's outlook, financial performance, catalysts, valuation and risk profile.

HOLD-Underperform: In our view, the stock's fundamentals are relatively less attractive than peers at the current price. Our thesis is based on our analysis of the company's outlook, financial performance, catalysts, valuation and risk profile.

SELL: We have a negative outlook on the stock based on our expected absolute or relative return over the investment period. Our thesis is based on our analysis of the company's outlook, financial performance, catalysts, valuation and risk profile. We recommend investors reduce their position.

Under Review: We actively follow the company, although our estimates, rating and target price are under review.

Restricted: The rating and target price have been suspended temporarily to comply with applicable regulations and/or Yuanta policies.

Note: Yuanta research coverage with a Target Price is based on an investment period of 12 months. Greater China Discovery Series coverage does not have a formal 12 month Target Price and the recommendation is based on an investment period specified by the analyst in the report.

Global Disclaimer

© 2018 Yuanta. All rights reserved. The information in this report has been compiled from sources we believe to be reliable, but we do not hold ourselves responsible for its completeness or accuracy. It is not an offer to sell or solicitation of an offer to buy any securities. All opinions and estimates included in this report constitute our judgment as of this date and are subject to change without notice.

This report provides general information only. Neither the information nor any opinion expressed herein constitutes an offer or invitation to make an offer to buy or sell securities or other investments. This material is prepared for general circulation to clients and is not intended to provide tailored investment advice and does not take into account the individual financial situation and objectives of any specific person who may receive this report. Investors should seek financial advice regarding the appropriateness of investing in any securities, investments or investment strategies discussed or recommended in this report. The information contained in this report has been compiled from sources believed to be reliable but no representation or warranty, express or implied, is made as to its accuracy, completeness or correctness. This report is not (and should not be construed as) a solicitation to act as securities broker or dealer in any jurisdiction by any person or company that is not legally permitted to carry on such business in that jurisdiction.

Yuanta research is distributed in the United States only to Major U.S. Institutional Investors (as defined in Rule 15a-6 under the Securities Exchange Act of 1934, as amended and SEC staff interpretations thereof). All transactions by a US person in the securities mentioned in this report must be effected through a registered broker-dealer under Section 15 of the Securities Exchange Act of 1934, as amended. Yuanta research is distributed in Taiwan by Yuanta Securities Investment Consulting. Yuanta research is distributed in Hong Kong by Yuanta Securities (Hong Kong) Co. Limited, which is licensed in Hong Kong by the Securities and Futures Commission for regulated activities, including Type 4 regulated activity (advising on securities). In Hong Kong, this research report may not be redistributed, retransmitted or disclosed, in whole or in part or any form or manner, without the express written