

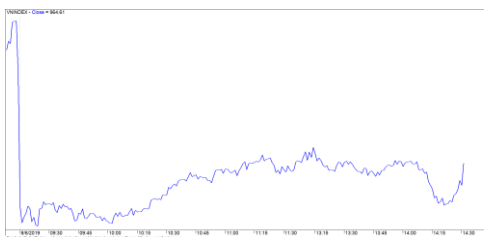
當日市場：現金流主要流注中、小型股和 Upcom 市場

2019/8/07

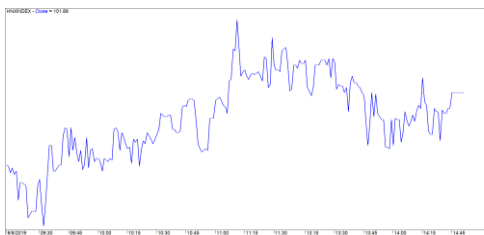
市場走勢 2019/8/06			
市場指數	VNI	HNI	UPCOM
收盤	964.61	101.89	58.31
%日	-0.88%	-0.99%	-0.11%
%週	-2.48%	-2.26%	-1.37%
%月	-0.22%	-1.41%	3.53%
%年	1.41%	-3.13%	15.29%
<b>成交值(十億盾)</b>			
當日	4,973	456	481
日均量/週	4,631	415	424
日均量/月	3,931	411	364
<b>外資進出</b>			
買進	1,294.85	8.69	88.74
賣出	1,537.88	35.42	107.66
買賣超	-243.03	-26.74	-18.92
<b>市場漲跌家數</b>			
上漲	97	59	210
下跌	196	87	108
持平	95	221	575
<b>市場指標</b>			
P/E	16.67	9.27	19.56
總市值 (兆盾)	3,351	189	1,026
股息殖利率	1.52%	2.91%	6.07%

資料源: Bloomberg – YSVN

VNINDEX



HNXINDEX



市場走勢

市場連續第二盤下跌，但波動幅度有所降低，VN-Index 收盤僅下跌 0.88%，收於 964.61 點，而 HNX 指數下跌 0.99%，收於 101.89 點，Upcom 指數小略下跌 0.11%，收於 58.31 點。成交值仍然很高，達 4.6 兆越盾。市場廣度仍較負面，下跌家數超過上漲家數。

指數維持慣性從一開盤就下跌，但價格支撐需求出現在 960 點關卡，幫助 VN-Index 指數復甦。VN30 指數上漲的個股分別有：VIC (+1.5%)，PNJ (+3.8%)，EIB (+0.8%)，MWG (+0.5%)，ROS (+1.4%)，GMD (+2.1%)，其中 PNJ 上漲 3.8%，收於每股 83,800 越盾，流動性逾 140 萬股，引起關注。然而，重點是工業地產股，KBC (+6.7%)，ITA (+6.9%)，SZC (+1.9%)，D2D (+5.4%)。許多房地產股也積極交易，如 HDC (+3%)，IJC (+4.9%)，LHG (+2.1%)，TDC (+6.9%)。與此同時，Viettel 股族有放緩的跡象出現，CTR，VGI，VTP 盤中強勁震盪。

外資連續第 4 盤賣超，總額逾 2,880 億越盾。其中，賣超最多的是 HPG (590 億越盾)，MSN (460 億越盾)，VJC (400 億越盾)。而買超最多的是 TDM (340 億越盾)，BID (170 億越盾)。

短線市場觀點

我們認為市場可能會在下一交易日回調，並且 VN-Index 可能會在接下 1 - 2 交易日重新測試 970 點。然而，我們估計當短期風險仍偏高且大型股仍未出現短期逆轉的跡象時，這只是技術性回調。同時，短線投資者心理仍較悲觀，股票比重保持不變，表明短期策略依然是限制交易，並維持當前的庫存股票比例。

我們的趨勢指標仍維持各大股指短期趨勢下跌，阻力區位於 VN-Index 的 983.06 點，和 HNX-Index 的 105.62 點。因此，我們建議短線投資者在市場分歧期間可關注每支股票的走勢，短線投資者宜集中到有支撐力的個股，或限制於目前階段進行交易。

建議短線投資比重：37% 股票 / 63% 現金

(股票趨勢追蹤圖在下一頁內更新)



We Create Fortune

### 技術分析圖



指數技術分析圖 VN-Index



指數技術分析圖 HNX-Index

指數	短期趨勢	中期趨勢	阻力區 1	阻力區 2	支撐區 1	支撐區 2
VN-Index	下跌	上漲	1,000	1,025	965	953
HNX-Index	下跌	下跌	108	110	105	101
VN30	下跌	上漲	895	935	877	863
VNMidcaps	上漲	上漲	992	1,030	969	963
VNSmallcaps	下跌	上漲	835	845	822	804

We Create Fortune

## 股票趨勢追蹤表

股票	價格	短期趨勢	中期趨勢	短期買進價格	短期止損	暫計短期利潤%	短期訊號	中期買進價格	中期止損	暫計中期獲利%	中期訊號
AAA	17.40	GIẢM	TĂNG		18.47			16.85	17.01	3.26%	
ACB	21.70	GIẢM	GIẢM		23.17				24.18		
ACV	84.00	GIẢM	TĂNG		85.28			90.00	81.77	-6.67%	
ANV	24.20	GIẢM	GIẢM		27.01				30.40		
ASM	6.34	GIẢM	GIẢM		6.42				7.60		
BFC	15.00	GIẢM	GIẢM		16.81				19.43		
BID	35.20	TĂNG	TĂNG	32.65	34.17	7.81%		33.40	31.60	5.39%	
BMP	47.40	GIẢM	TĂNG		50.67			48.30	44.48	-1.86%	
BSR	10.00	GIẢM	GIẢM		11.27				12.90		
BVH	77.00	GIẢM	TĂNG		84.02			85.40	76.69	-9.84%	
BWE	25.65	GIẢM	TĂNG		27.20			20.00	25.45	28.25%	
CEO	10.10	GIẢM	GIẢM		10.76				11.33		
CII	21.50	GIẢM	GIẢM		22.37				23.79		
CMG	36.95	GIẢM	TĂNG		39.99			23.20	34.35	59.27%	
CMX	30.70	TĂNG	TĂNG	23.75	27.87	29.26%		5.91	21.62	419.46%	
CSM	14.60	GIẢM	TĂNG		15.06			14.39	14.22	1.46%	
CTD	113.00	TĂNG	TĂNG	102.00	107.83	10.78%		112.70	97.13	0.27%	
CTG	20.20	GIẢM	GIẢM		21.12				22.80		
CTI	23.10	GIẢM	GIẢM		23.32				24.73		
CTR	55.00	TĂNG	N/A	28.80	49.24	90.97%		-	N/A		
CVT	19.10	GIẢM	TĂNG		20.21			20.35	18.32	-6.14%	
DCM	8.06	GIẢM	GIẢM		8.34				8.53		
DGC	30.80	TĂNG	TĂNG	31.30	30.78	-1.60%		31.90	27.35	-3.45%	
DGW	21.70	GIẢM	TĂNG		23.34			23.50	21.23	-7.66%	
DHA	36.45	TĂNG	TĂNG	32.25	34.92	13.02%		29.10	32.95	25.26%	
DHC	34.90	TĂNG	TĂNG	36.00	34.32	-3.06%		35.20	33.00	-0.85%	
DHG	95.10	GIẢM	GIẢM		99.95				113.13		
DIG	12.55	GIẢM	GIẢM		13.76				14.54		
DPG	47.20	TĂNG	TĂNG	39.40	44.32	19.80%		40.02	34.78	17.95%	
DPM	13.65	GIẢM	GIẢM		14.41				16.72		
DPR	46.20	TĂNG	TĂNG	45.50	43.85	1.54%		42.50	40.21	8.71%	
DQC	17.70	GIẢM	GIẢM		19.16				20.27		
DRC	19.20	GIẢM	GIẢM		19.94				20.88		
DXG	16.05	GIẢM	GIẢM		18.22				20.75		
EIB	17.95	GIẢM	TĂNG		18.50			14.70	16.88	22.11%	

We Create **Fortune**

FCN	13.05	GIẢM	GIẢM		13.80			16.05	13.18	-17.87%
FMC	29.60	TĂNG	GIẢM	28.95	29.48	2.25%			30.62	
FPT	48.95	TĂNG	TĂNG	45.20	47.80	8.30%		46.00	45.47	6.41%
GAS	102.00	GIẢM	GIẢM		109.60				113.06	
GEX	23.00	TĂNG	GIẢM	22.20	22.19	3.60%			23.15	
GIL	24.40	GIẢM	GIẢM		25.73				29.00	
GMD	26.55	TĂNG	GIẢM	26.55	26.51	0.00%	MUA		27.99	
GTN	19.00	TĂNG	TĂNG	18.80	18.00	1.06%		15.00	16.37	26.67%
GVR	16.80	TĂNG	N/A	13.50	14.59	24.44%			N/A	
HAG	5.02	GIẢM	GIẢM		5.14				5.62	
HAX	19.20	GIẢM	TĂNG		19.37			15.75	17.24	21.90%
HBC	13.80	TĂNG	GIẢM	14.25	13.21	-3.16%			16.53	
HCM	20.00	GIẢM	GIẢM		21.82				25.61	
HDB	25.00	GIẢM	GIẢM		26.54				28.56	
HDC	17.40	TĂNG	TĂNG	15.25	15.74	14.10%		15.25	13.82	14.10%
HDG	36.60	TĂNG	TĂNG	32.70	35.12	11.93%		35.30	31.88	3.68%
HNG	18.25	GIẢM	TĂNG		18.31			17.10	16.59	6.73%
HPG	21.75	GIẢM	GIẢM		23.10				23.96	
HSG	6.92	GIẢM	GIẢM		7.45			9.30	7.01	-24.57%
HT1	15.10	GIẢM	GIẢM		16.15			14.80	15.47	4.49%
HUT	2.20	GIẢM	GIẢM		2.50				3.07	
HVN	38.80	GIẢM	TĂNG		41.64			39.00	38.75	-0.51%
KBC	16.00	TĂNG	TĂNG	16.00	15.32	0.00%	MUA	15.35	14.17	4.23%
KDH	22.50	TĂNG	GIẢM	22.90	21.97	-1.75%			23.94	
KSB	23.70	TĂNG	GIẢM	22.95	22.45	3.27%			24.84	
LCG	9.76	GIẢM	GIẢM		10.39				11.44	
LDG	7.90	TĂNG	GIẢM	8.18	7.63	-3.42%			9.54	
LHG	19.10	TĂNG	TĂNG	18.70	17.58	2.14%		19.30	17.32	-1.04%
LPB	7.90	GIẢM	GIẢM		8.42				8.51	
LSS	5.29	TĂNG	GIẢM	5.39	5.01	-1.86%			5.84	
MBB	21.35	GIẢM	TĂNG		22.56			21.85	20.88	-2.29%
MPC	37.00	TĂNG	GIẢM	35.70	34.99	3.64%			40.20	
MSN	75.00	GIẢM	GIẢM		81.03				86.73	
MSR	16.80	GIẢM	GIẢM		17.55				20.63	
MWG	110.00	TĂNG	TĂNG	110.00	109.96	0.00%	MUA	88.70	99.40	24.01%
NDN	18.30	TĂNG	TĂNG	14.10	16.67	29.79%		13.70	14.96	33.58%
NKG	6.11	GIẢM	GIẢM		6.31				7.00	
NLG	30.40	TĂNG	TĂNG	29.90	29.85	1.67%		28.70	27.83	5.92%
NT2	24.45	GIẢM	GIẢM		25.65				27.88	



We Create Fortune

NTL	25.80	TĂNG	TĂNG	22.95	24.71	12.42%		10.45	22.13	146.89%	
NVL	58.90	GIẢM	GIẢM		60.25				62.33		
OIL	11.00	GIẢM	GIẢM		11.52				12.65		
PAC	29.50	GIẢM	GIẢM		32.50				36.90		
PC1	16.20	GIẢM	GIẢM		17.45				19.79		
PDR	26.50	TĂNG	TĂNG	24.10	26.44	9.96%		29.00	24.63	-8.62%	
PHR	75.30	TĂNG	TĂNG	61.20	69.86	23.04%		24.00	59.28	213.75%	
PLX	61.30	GIẢM	TĂNG		66.21			62.40	59.59	-1.76%	
PNJ	83.80	TĂNG	TĂNG	77.00	77.44	8.83%		104.00	72.08	-19.42%	
POW	13.45	GIẢM	GIẢM		14.53			15.70	13.92	-11.37%	
PVT	17.45	TĂNG	GIẢM	17.45	17.31	0.00%		18.30	17.62	-3.74%	MUA
PPC	24.80	GIẢM	GIẢM		26.80				31.62		
PTB	68.00	GIẢM	TĂNG		68.09			64.00	64.57	6.25%	
PVB	21.40	TĂNG	TĂNG	20.20	20.11	5.94%		20.10	17.72	6.47%	
PVD	15.50	GIẢM	GIẢM		16.91			18.50	16.14	-12.73%	
PVI	36.30	GIẢM	GIẢM		37.35				39.70		
PVS	20.20	GIẢM	GIẢM		22.27			21.10	21.47	1.74%	
PXS	6.00	TĂNG	TĂNG	5.70	5.61	5.26%		4.85	4.61	23.71%	
QNS	30.20	GIẢM	TĂNG		31.65			33.80	28.02	-10.65%	
REE	32.05	GIẢM	TĂNG		33.82			33.33	31.19	-3.83%	
SAB	279.20	GIẢM	TĂNG		289.12			245.00	259.03	13.96%	
SAM	8.00	GIẢM	TĂNG		8.28			7.40	7.69	8.11%	
SCR	6.70	GIẢM	GIẢM		7.02				7.54		
SHI	8.75	TĂNG	TĂNG	8.39	8.03	4.29%		6.99	7.47	25.18%	
SJS	17.10	GIẢM	GIẢM		17.86			-	19.93		
SKG	11.50	GIẢM	GIẢM		11.79				12.61		
SSI	21.65	GIẢM	GIẢM		23.62				26.85		
STB	10.45	GIẢM	GIẢM		10.95				12.32		
TCB	20.25	GIẢM	GIẢM		21.04				22.88		
TCM	25.90	TĂNG	GIẢM	26.30	25.15	-1.52%			29.84		
TDH	9.04	GIẢM	GIẢM		9.51			11.65	9.17	-21.29%	
TLH	4.60	TĂNG	GIẢM	4.75	4.49	-3.16%		5.85	4.80	-18.00%	BÁN
TNG	19.00	GIẢM	TĂNG		20.14			12.00	18.79	58.33%	
VCB	76.30	GIẢM	TĂNG		81.85			62.00	71.23	23.06%	
VCG	26.20	TĂNG	TĂNG	27.00	25.73	-2.96%		19.20	24.08	36.46%	
VCS	84.10	TĂNG	TĂNG	81.10	79.49	3.70%		68.00	67.87	23.68%	
VGC	19.40	GIẢM	GIẢM		19.83				20.64		
VGT	9.20	GIẢM	GIẢM		9.88				11.26		
VHC	86.00	GIẢM	GIẢM		90.59				95.80		

We Create Fortune

VHM	83.50	GIẢM	GIẢM		90.75			90.20	87.75	-2.71%	MUA
VIB	19.10	TĂNG	TĂNG	17.00	18.24	12.35%		17.70	16.94	7.91%	
VIC	119.80	GIẢM	TĂNG		124.96			112.00	110.67	6.96%	
VIP	4.93	GIẢM	GIẢM		5.18				5.95		
VJC	130.10	GIẢM	TĂNG	123.30	130.56	5.89%	BÁN	124.50	124.10	4.50%	
VND	14.70	GIẢM	GIẢM		15.19				16.46		
VNG	19.10	GIẢM	GIẢM		19.89				21.56		
VNM	120.20	GIẢM	GIẢM		126.04				133.60		
VPB	18.80	GIẢM	GIẢM		19.05				19.82		
VPI	42.20	TĂNG	GIẢM	42.20	41.05	0.00%			42.86		
VRC	15.15	TĂNG	GIẢM	15.30	14.39	-0.98%			16.46		
VRE	34.85	GIẢM	TĂNG		37.37			35.00	33.61	-0.43%	
VSC	26.85	GIẢM	GIẢM		28.95				33.85		

### LARGECAPS 大型股票趨勢追蹤表

股票	價格	短期趨勢	中期趨勢	短期買進價格	短期止損	暫計短期利潤%	短期訊號	中期買進價格	中期止損	暫計中期獲利	中期訊號
ACB	21.70	GIẢM	GIẢM		23.17				24.18		
BID	35.20	TĂNG	TĂNG	32.65	34.17	7.81%		33.40	31.60	5.39%	
BSR	10.00	GIẢM	GIẢM		11.27				12.90		
BVH	77.00	GIẢM	TĂNG		84.02			85.40	76.69	-9.84%	
CTG	20.20	GIẢM	GIẢM		21.12				22.80		
EIB	17.95	GIẢM	TĂNG		18.50			14.70	16.88	22.11%	
FPT	48.95	TĂNG	TĂNG	45.20	47.80	8.30%		41.00	45.47	19.40%	
GAS	102.00	GIẢM	GIẢM		109.60				113.06		
HDB	25.00	GIẢM	GIẢM		26.54				28.56		
HNG	18.25	GIẢM	TĂNG		18.31			17.10	16.59	6.73%	
HPG	21.75	GIẢM	GIẢM		23.10				23.96		
HVN	38.80	GIẢM	TĂNG		41.64			39.00	38.75	-0.51%	
KDH	22.50	TĂNG	GIẢM	22.90	21.97	-1.75%			23.94		
MBB	21.35	GIẢM	TĂNG		22.56			21.27	20.88	0.37%	
MSN	75.00	GIẢM	GIẢM		81.03				86.73		
MWG	110.00	TĂNG	TĂNG	110.00	109.96	0.00%	MUA	88.70	99.40	24.01%	
NVL	58.90	GIẢM	GIẢM		60.25				62.33		
OIL	11.00	GIẢM	GIẢM		11.52				12.65		
PLX	61.30	GIẢM	TĂNG		66.21			59.97	59.59	2.22%	
PNJ	83.80	TĂNG	TĂNG	77.00	77.44	8.83%		77.88	72.08	7.60%	
POW	13.45	GIẢM	GIẢM		14.53			15.70	13.92	-11.37%	

We Create Fortune

PVS	20.20	GIẢM	GIẢM		22.27			21.10	21.47	1.74%	
QNS	30.20	GIẢM	TĂNG		31.65			33.80	28.02	-10.65%	
REE	32.05	GIẢM	TĂNG		33.82			33.33	31.19	-3.83%	
ROS	28.50	TĂNG	TĂNG	28.50	28.30	0.00%	MUA	34.80	27.33	-18.10%	
SSI	21.65	GIẢM	GIẢM		23.62				26.85		
STB	10.45	GIẢM	GIẢM		10.95				12.32		
TCB	20.25	GIẢM	GIẢM		21.04				22.88		
TPB	22.50	GIẢM	GIẢM		22.88				N/A		
VCB	76.30	GIẢM	TĂNG		81.85			62.00	71.23	23.06%	
VCG	26.20	TĂNG	TĂNG	27.00	25.73	-2.96%		18.44	24.08	42.07%	
VEA	58.50	GIẢM	GIẢM		61.63				N/A		
VGI	36.50	TĂNG	GIẢM	29.50	31.29	23.73%			N/A		
VHM	83.50	GIẢM	GIẢM		90.75			90.20	87.75	-2.71%	MUA
VIB	19.10	TĂNG	TĂNG	17.00	18.24	12.35%		17.70	16.94	7.91%	
VIC	119.80	GIẢM	TĂNG		124.96			112.00	110.67	6.96%	
VJC	130.10	GIẢM	TĂNG	123.30	130.56	5.89%	BÁN	124.50	124.10	4.50%	
VNM	120.20	GIẢM	GIẢM		126.04				133.60		
VPB	18.80	GIẢM	GIẢM		19.05				19.82		
VRE	34.85	GIẢM	TĂNG		37.37			34.00	33.61	2.51%	

### MIDCAPS 中型股票趨勢追蹤表

股票	價格	短期趨勢	中期趨勢	短期買進價格	短期止損	暫計短期利潤%	短期訊號	中期買進價格	中期止損	暫計中期獲利	中期訊號
AAA	17.40	GIẢM	TĂNG		18.47			16.85	17.01	3.26%	
ANV	24.20	GIẢM	GIẢM		27.01				30.40		
ASM	6.34	GIẢM	GIẢM		6.42				7.60		
BMP	47.40	GIẢM	TĂNG		50.67			48.30	44.48	-1.86%	
BWE	25.65	GIẢM	TĂNG		27.20			19.44	25.45	31.94%	
C4G	8.20	TĂNG	GIẢM	8.70	8.18	-5.75%		-	10.05		
CEO	10.10	GIẢM	GIẢM		10.76				11.33		
CII	21.50	GIẢM	GIẢM		22.37				23.79		
CRE	24.80	GIẢM	GIẢM	25.55	24.88	-2.64%	BÁN	-	26.06		
CTI	23.10	GIẢM	GIẢM		23.32				24.73		
CTR	55.00	TĂNG	#N/A	28.80	49.24	90.97%		-	#N/A		
DCM	8.06	GIẢM	GIẢM		8.34				8.53		
DHC	34.90	TĂNG	TĂNG	36.00	34.32	-3.06%		35.20	33.00	-0.85%	
DIG	12.55	GIẢM	GIẢM		13.76				14.54		
DPM	13.65	GIẢM	GIẢM		14.41				16.72		

We Create Fortune

DRC	19.20	GIẢM	GIẢM		19.94				20.88		
DXG	16.05	GIẢM	GIẢM		18.22				20.75		
E1VFN30	14.30	GIẢM	GIẢM	14.59	14.49	-0.69%	BÁN		15.16		
FCN	13.05	GIẢM	GIẢM		13.80			16.05	13.18	-17.87%	
FLC	3.81	GIẢM	GIẢM		4.11				4.57		
FTM	24.00	GIẢM	TĂNG		24.60			16.25	22.18	47.69%	
GEG	26.30	TĂNG	TĂNG	22.80	24.69	15.35%		12.90	21.68	103.88%	
GEX	23.00	TĂNG	GIẢM	22.20	22.19	3.60%			23.15		
GMD	26.55	TĂNG	GIẢM	26.55	26.51	0.00%	MUA		27.99		
GTN	19.00	TĂNG	TĂNG	18.80	18.00	1.06%		15.00	16.37	26.67%	
GVR	16.80	TĂNG	#N/A	13.50	14.59	24.44%		-	#N/A		
HAG	5.02	GIẢM	GIẢM		5.14				5.62		
HBC	13.80	TĂNG	GIẢM	14.25	13.21	-3.16%			16.53		
HCM	20.00	GIẢM	GIẢM		21.82				25.61		
HDG	36.60	TĂNG	TĂNG	32.70	35.12	11.93%		35.30	31.88	3.68%	
HPX	26.50	TĂNG	#N/A	26.60	25.96	-0.38%		-	#N/A		
HSG	6.92	GIẢM	GIẢM		7.45			8.45	7.01	-17.01%	
HT1	15.10	GIẢM	GIẢM		16.15			14.80	15.47	4.49%	
IBC	21.30	TĂNG	TĂNG	20.90	21.18	1.91%		24.90	20.15	-14.46%	
IDI	6.38	GIẢM	GIẢM		6.64				8.16		
IJC	13.95	TĂNG	TĂNG	11.35	12.39	22.91%		13.10	11.50	6.49%	MUA
ITA	3.39	TĂNG	TĂNG	3.17	3.03	6.94%		3.20	2.83	5.94%	
KBC	16.00	TĂNG	TĂNG	16.00	15.32	0.00%	MUA	15.35	14.17	4.23%	
KSB	23.70	TĂNG	GIẢM	22.95	22.45	3.27%			24.84		
LDG	7.90	TĂNG	GIẢM	8.18	7.63	-3.42%			9.54		
LPB	7.90	GIẢM	GIẢM		8.42				8.51		
MBS	15.20	GIẢM	TĂNG	16.10	15.37	-4.51%	BÁN	16.00	13.39	-5.00%	
MPC	37.00	TĂNG	GIẢM	35.70	34.99	3.64%			40.20		
NBB	21.25	GIẢM	TĂNG		22.58			21.50	19.30	-1.16%	
NKG	6.11	GIẢM	GIẢM		6.31				7.00		
NLG	30.40	TĂNG	TĂNG	29.90	29.85	1.67%		28.70	27.83	5.92%	
NT2	24.45	GIẢM	GIẢM		25.65				27.88		
NTC	191.60	TĂNG	TĂNG	144.00	185.33	33.06%		120.00	154.70	59.67%	
NTL	25.80	TĂNG	TĂNG	22.95	24.71	12.42%		9.33	22.13	176.49%	
NVB	7.70	GIẢM	GIẢM		8.02				9.00		
OGC	3.91	GIẢM	GIẢM		4.06				4.66		
PC1	16.20	GIẢM	GIẢM		17.45				19.79		
PDR	26.50	TĂNG	TĂNG	24.10	26.44	9.96%		23.60	24.63	12.31%	



We Create Fortune

PHR	75.30	TĂNG	TĂNG	61.20	69.86	23.04%		22.86	59.28	229.33%	
PPC	24.80	GIẢM	GIẢM		26.80				31.62		
PTB	68.00	GIẢM	TĂNG		68.09			60.78	64.57	11.88%	
PVD	15.50	GIẢM	GIẢM		16.91			18.50	16.14	-12.73%	
PVI	36.30	GIẢM	GIẢM		37.35				39.70		
PVT	17.45	TĂNG	GIẢM	17.45	17.31	0.00%		18.30	17.62	-3.74%	MUA
QCG	4.45	TĂNG	GIẢM	4.62	4.35	-3.68%			5.32		
SAM	8.00	GIẢM	TĂNG		8.28			7.40	7.69	8.11%	
SBT	16.55	TĂNG	GIẢM	16.75	16.12	-1.19%			17.67		
SCR	6.70	GIẢM	GIẢM		7.02				7.54		
SHB	6.40	GIẢM	GIẢM		6.85				7.42		
SHS	8.40	GIẢM	GIẢM		9.05			10.55	9.22	-12.64%	BÁN
SJS	17.10	GIẢM	GIẢM		17.86				19.93		
STK	21.15	GIẢM	TĂNG		23.24			17.00	21.12	24.41%	
SZC	26.45	TĂNG	#N/A	20.45	23.14	29.34%		-	#N/A		
TCH	21.95	TĂNG	GIẢM	22.05	21.41	-0.45%			22.45		
TCM	25.90	TĂNG	GIẢM	26.30	25.15	-1.52%			29.84		
TNG	19.00	GIẢM	TĂNG		20.14			12.00	18.79	58.33%	
TTB	24.45	TĂNG	TĂNG	22.60	24.09	8.19%		24.50	24.16	-0.20%	MUA
VCI	32.70	TĂNG	GIẢM	32.30	32.11	1.24%			35.72		
VGT	9.20	GIẢM	GIẢM		9.88				11.26		
VHC	86.00	GIẢM	GIẢM		90.59				95.80		
VND	14.70	GIẢM	GIẢM		15.19				16.46		
VNG	19.10	GIẢM	GIẢM		19.89				21.56		
VPI	42.20	TĂNG	GIẢM	42.20	41.05	0.00%			42.86		

### MALLCAPS 小型股票趨勢追蹤表

股票	價格	短期趨勢	中期趨勢	短期買進價格	短期止損	暫計短期利潤%	短期訊號	中期買進價格	中期止損	暫計中期獲利%	中期訊號
AAV	11.30	TĂNG	#N/A	9.40	10.00	20.21%		16.85	#N/A	#N/A	
AGR	4.10	GIẢM	TĂNG		4.36			3.99	3.71	2.76%	
AMD	1.63	GIẢM	GIẢM		1.76				2.08		
APG	9.00	TĂNG	TĂNG	8.50	8.97	5.88%		9.90	7.90	-9.09%	
ART	2.20	GIẢM	GIẢM		2.48				2.95		
BCC	7.80	GIẢM	TĂNG		8.50			7.70	7.70	1.30%	
BCG	6.26	TĂNG	TĂNG	5.82	5.70	7.56%		6.39	5.41	-2.03%	
C69	22.10	TĂNG	TĂNG	8.80	18.53	151.14%		5.30	15.89	316.98%	

We Create Fortune

CCL	7.85	TĂNG	TĂNG	6.38	6.44	23.04%		3.46	5.40	126.88%	
CRC	17.50	TĂNG	TĂNG	15.05	15.86	16.28%			17.35		
CVT	19.10	GIẢM	TĂNG		20.21			20.35	18.32	-6.14%	
DAG	6.83	TĂNG	TĂNG	6.55	6.71	4.27%		7.09	5.92	-3.67%	MUA
DAH	12.85	GIẢM	TĂNG		13.96			4.66	11.21	175.51%	
DGW	21.70	GIẢM	TĂNG		23.34			23.50	21.23	-7.66%	
DLG	1.44	GIẢM	GIẢM		1.56				1.65		
DRH	7.14	TĂNG	GIẢM	7.20	6.82	-0.83%			7.76		
DTD	17.40	TĂNG	TĂNG	15.90	13.56	9.43%		12.90	12.45	34.88%	
EVG	2.73	GIẢM	GIẢM		2.94				3.02		
FIT	3.38	GIẢM	TĂNG		3.54			3.64	3.03	-7.14%	
GKM	14.70	GIẢM	GIẢM		15.16			11.42	14.95	30.87%	
HAH	13.55	TĂNG	TĂNG	12.80	12.96	5.86%		13.00	11.93	4.23%	
HAI	1.72	GIẢM	GIẢM		1.86				1.93		
HAP	3.41	GIẢM	TĂNG		3.59			3.67	3.25	-7.08%	
HAR	3.14	GIẢM	GIẢM		3.48			3.71	4.36	17.51%	BÁN
HCD	3.63	GIẢM	GIẢM		3.94				4.34		
HDA	12.50	TĂNG	TĂNG	10.50	12.02	19.05%		11.30	10.57	10.62%	
HDC	17.40	TĂNG	TĂNG	15.25	15.74	14.10%		15.25	13.82	14.10%	
HHP	13.00	GIẢM	GIẢM		14.15				15.86		
HHS	3.00	GIẢM	GIẢM		3.22				3.67		
HII	11.15	GIẢM	GIẢM	11.80	11.19	-5.15%	BÁN		12.54		
HQC	1.37	TĂNG	GIẢM	1.43	1.36	-4.20%			1.50		
HSL	8.10	TĂNG	GIẢM	8.10	7.50	0.00%			9.33		
HUT	2.20	GIẢM	GIẢM		2.50				3.07		
HVG	2.70	GIẢM	GIẢM		3.04				4.46		
HVH	26.30	GIẢM	#N/A		26.68				#N/A		
JVC	2.65	GIẢM	GIẢM		2.81				3.22		
KLF	1.30	GIẢM	GIẢM		1.52				1.73		
KMR	2.83	GIẢM	TĂNG		2.92			3.68	2.65	-23.10%	
LCG	9.76	GIẢM	GIẢM		10.39				11.44		
LGL	9.98	GIẢM	TĂNG		10.43			7.11	8.90	40.30%	
LHG	19.10	TĂNG	TĂNG	18.70	17.58	2.14%		19.30	17.32	-1.04%	
LMH	16.65	GIẢM	#N/A		17.44			-	#N/A		
MST	2.40	GIẢM	GIẢM		2.69				3.44		
NDN	18.30	TĂNG	TĂNG	14.10	16.67	29.79%		13.10	14.96	39.65%	
PHC	12.50	GIẢM	GIẢM		12.92				13.87		
PVB	21.40	TĂNG	TĂNG	20.20	20.11	5.94%		20.10	17.72	6.47%	
PVC	7.40	GIẢM	TĂNG		7.95			7.10	6.67	4.23%	



We Create Fortune

PXL	5.30	GIẢM	GIẢM		5.72				7.13		
PXS	6.00	TĂNG	TĂNG	5.70	5.61	5.26%		4.85	4.61	23.71%	
QBS	2.92	GIẢM	GIẢM		3.08				3.36		
SFG	8.77	GIẢM	GIẢM		9.71				13.19		
SHI	8.75	TĂNG	TĂNG	8.39	8.03	4.29%		6.23	7.47	40.39%	
SJF	2.89	GIẢM	GIẢM		3.31				3.88		
SKG	11.50	GIẢM	GIẢM		11.79				12.61		
TDH	9.04	GIẢM	GIẢM		9.51			11.65	9.17	-21.29%	
TIG	3.10	GIẢM	TĂNG		3.46			3.20	3.03	-3.13%	
TLD	5.20	GIẢM	GIẢM		5.50				6.07		
TLH	4.60	TĂNG	GIẢM	4.70	4.49	-2.13%		5.85	4.80	-18.00%	
TNI	10.30	GIẢM	GIẢM	11.10	10.66	-4.01%	BÁN		11.98		
TTF	2.90	GIẢM	GIẢM		3.18			3.99	3.03	-24.11%	
TTH	3.60	GIẢM	GIẢM		3.92				4.48		
TVB	21.00	TĂNG	TĂNG	17.40	19.50	20.69%		20.10	16.46	4.48%	MUA
TVC	14.80	TĂNG	TĂNG	12.50	13.89	18.40%		14.30	12.38	3.50%	MUA
VC3	22.70	GIẢM	TĂNG		23.16			22.00	21.35	3.18%	
VCR	17.20	GIẢM	GIẢM		20.49				26.40		
VNE	2.93	GIẢM	GIẢM		3.34				4.39		
VPG	20.80	GIẢM	TĂNG		21.21			20.46	19.34	1.68%	
VRC	15.15	TĂNG	GIẢM	15.40	14.39	-1.62%			16.46		
YBM	10.05	GIẢM	GIẢM		11.40				12.01		



We Create Fortune

胡志明市交易所 (HSX)

	收盤	漲跌%
VNI	964.61	-0.88%
VN30	866.13	-0.72%
VN Mid	950.15	-0.81%
VN Small	814.93	-0.28%

河內交易所 (HSX)

	收盤	漲跌%
HNI	101.89	-0.99%
HN30	188.18	-1.30%
VNX AllSh	844.14	-0.70%

UPCOM 市場 (UPCoM)

	收盤	漲跌%
UPCoM	58.31	-0.11%

外資交易	成交值(十億盾)	
買進	1294.85	
賣出	1537.88	
買超/賣超	-243.03	

外資交易	成交值(十億盾)	
買進	8.69	
賣出	35.42	
買超/賣超	-26.74	

外資交易	成交值(十億盾)	
買進	88.74	
賣出	107.66	
買超/賣超	-18.92	

上漲排名/股碼	漲跌(VND)	漲跌%
ITA	220	6.94%
TDC	610	6.90%
VCF	12700	6.73%
KBC	1000	6.67%
D2D	4700	5.41%

上漲排名/股碼	漲跌(VND)	漲跌%
VCR	1500	9.55%
L14	2200	3.56%
NDN	600	3.39%
BAX	2000	2.63%
IDV	900	2.15%

上漲排名/股碼	漲跌(VND)	漲跌%
SNZ	4200	14.89%
SAS	5700	14.77%
LLM	2700	13.43%
HTM	1500	12.00%
IDC	1500	7.04%

下跌排名/股碼	漲跌(VND)	漲跌%
YEG	-3900	-6.93%
ACL	-2300	-6.71%
ANV	-1600	-6.20%
STK	-1250	-5.58%
DXG	-900	-5.31%

下跌排名/股碼	漲跌(VND)	漲跌%
PVS	-1100	-5.16%
TNG	-400	-2.06%
DGC	-600	-1.91%
VCG	-500	-1.87%
VCS	-1400	-1.64%

下跌排名/股碼	漲跌(VND)	漲跌%
HNF	-8700	-14.85%
BSR	-400	-3.85%
CTR	-2200	-3.85%
NTC	-4800	-2.44%
MCH	-1500	-1.62%

\*備註：市值>5,000 億盾；成交值>15 億盾

市值排名/股碼	十億盾	
VIC	394,820	
VCB	287,067	
VHM	285,379	
VNM	212,448	
GAS	199,051	

市值排名/股碼	十億盾	
ACB	35,669	
VCS	13,406	
VCG	11,794	
PVS	10,181	
PVI	8,435	

市值排名/股碼	十億盾	
ACV	182,642	
VGI	106,996	
VEA	77,583	
GVR	63,744	
MCH	56,701	

交易量排名/股碼	成交值	30 日均
ROS	19,906,510	14,423,584
ITA	14,472,640	2,051,493
CTD	7,941,920	242,428
KBC	6,426,110	2,766,649
FLC	6,323,170	4,071,098

交易量排名/股碼	成交值	30 日均
PVS	6,852,424	3,197,674
SHB	6,384,215	4,591,230
VCG	2,412,820	884,050
VCR	2,008,066	408,541
ACB	1,820,835	1,774,277

交易量排名/股碼	成交值	30 日均
GVR	3,361,560	1,781,929
VGI	2,662,360	1,001,985
BSR	2,649,312	1,396,548
HNF	2,540,809	719
GSM	1,590,100	61,376

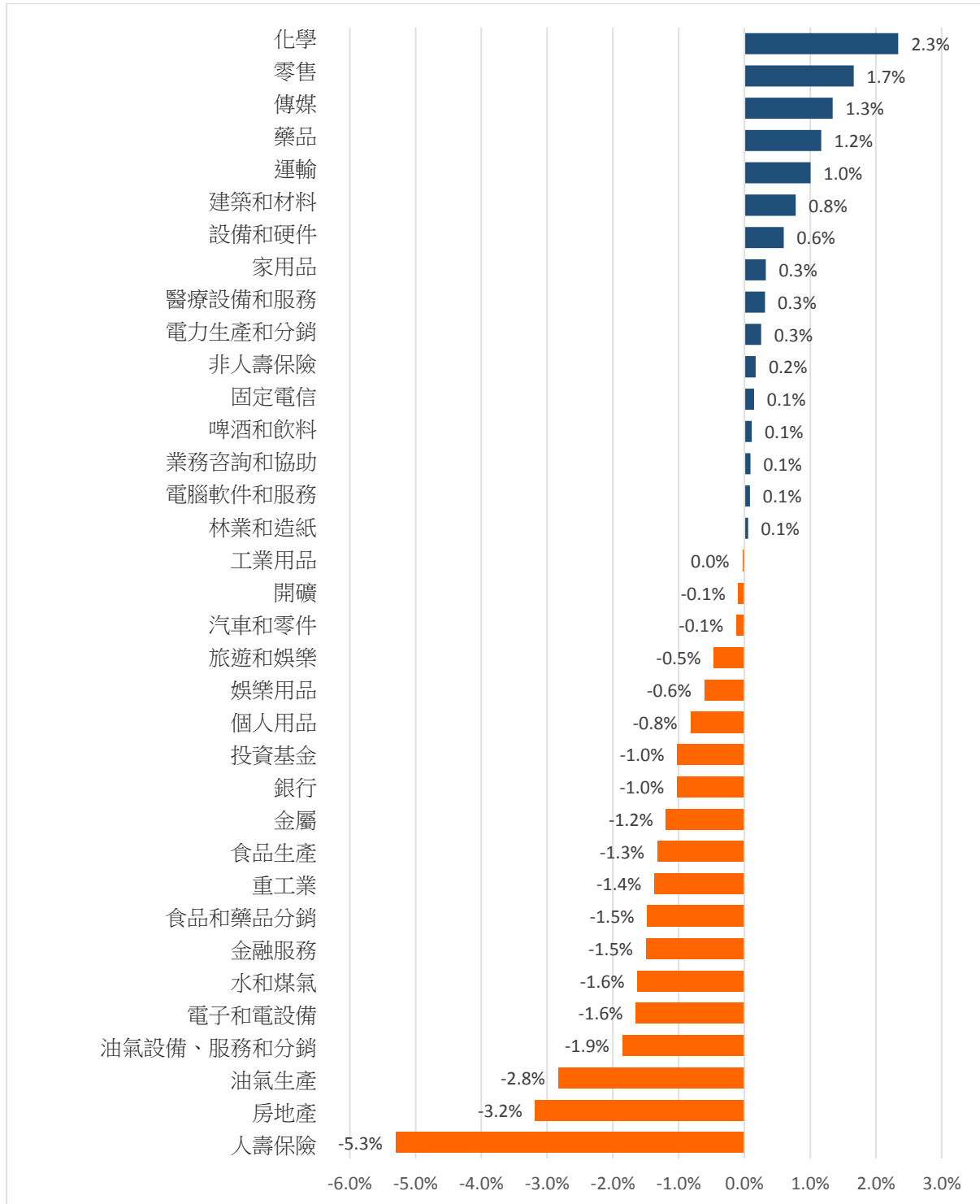
資料源: Bloomberg & Yuanta Research

資料源: Bloomberg & Yuanta Research

資料源: Bloomberg & Yuanta Research

We Create Fortune

## 各行業板塊的交易走勢



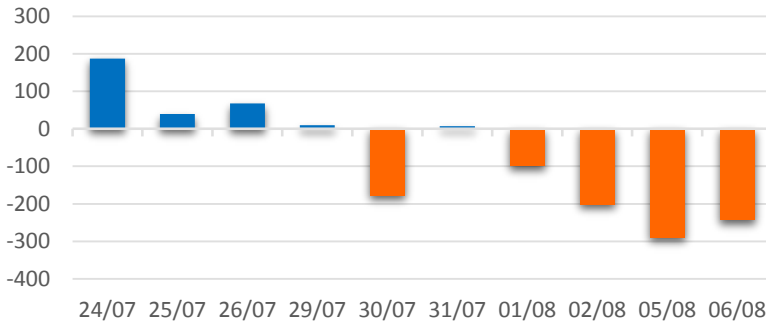
資料源: FiinPro – YSVN



We Create Fortune

## 外資買進賣統計

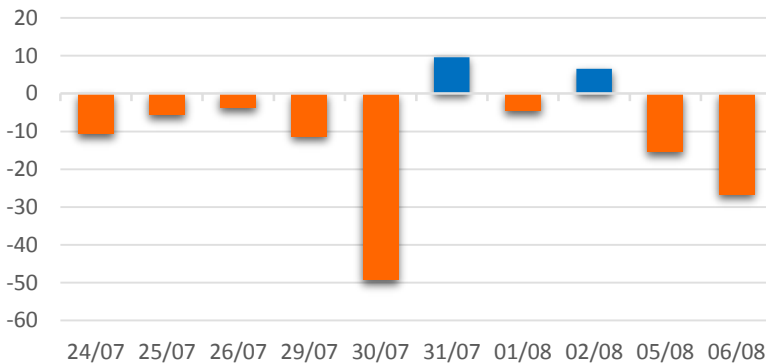
### HSX 外資每日買/賣超



證券代碼	買超金額 (百萬盾)	證券代碼	賣超金額 (百萬盾)
TDM	34,129	HPG	59,570
BID	17,438	MSN	46,486
VIC	7,732	VJC	40,717
PVD	4,948	E1VFN30	35,911
GEX	4,611	VHM	35,492

HSX 外資買/賣超的前 5 名

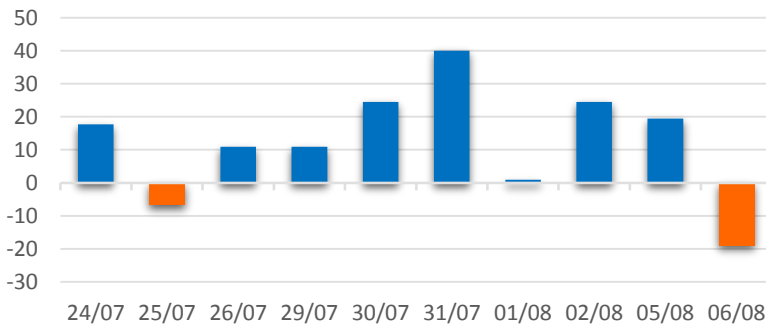
### HNX 外資每日買/賣超



證券代碼	買超金額 (百萬盾)	證券代碼	賣超金額 (百萬盾)
PVI	403	PVS	26,601
DGC	311	VCS	549
LAS	181	SHB	469
CEO	142	INN	428
HDA	137	AMV	310

HNX 外資買/賣超的前 5 名

### UPCOM 外資每日買/賣超



證券代碼	買超金額 (百萬盾)	證券代碼	賣超金額 (百萬盾)
QNS	6,274	BCM	11,510
BSR	2,110	VTP	6,440
ACV	1,902	CTR	4,912
HND	1,447	VGI	3,839
GEG	1,430	WSB	2,252

UPCOM 外資買/賣超的前 5 名

源: FiinPro – YSVN



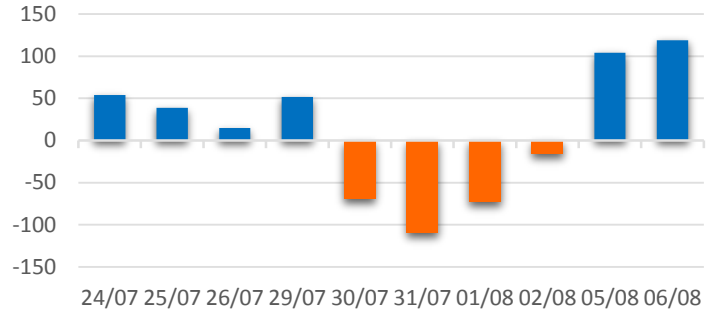
We Create **Fortune**

## 自營進出統計

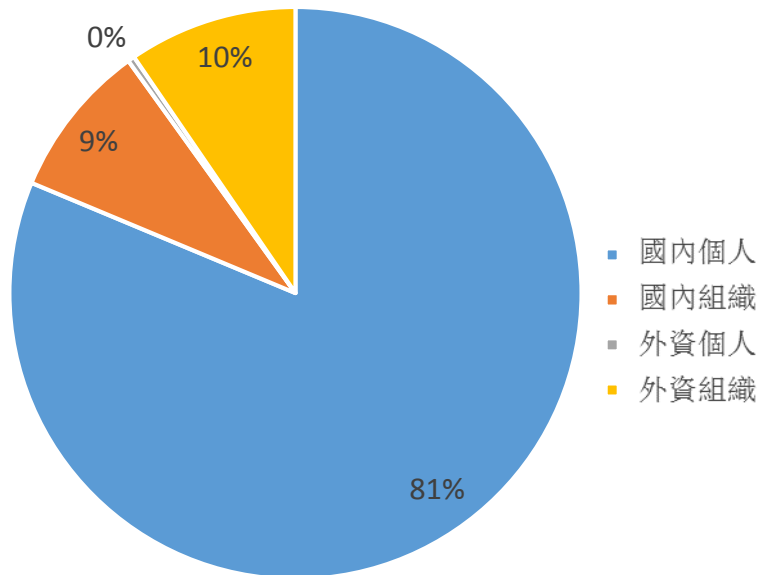
證券代碼	買超金額 (百萬盾)	證券代碼	賣超金額 (百萬盾)
E1VFN30	37,217	MWG	4,562
PLX	26,467	HDG	3,212
HPG	9,897	MBB	2,588
PNJ	8,441	VHM	2,081
CTG	7,847	TIP	1,206

券商自營交易最大前名

### 券商自營交易每日買/賣超 (bil. VND)



## 越南證券市場投資人類別統計

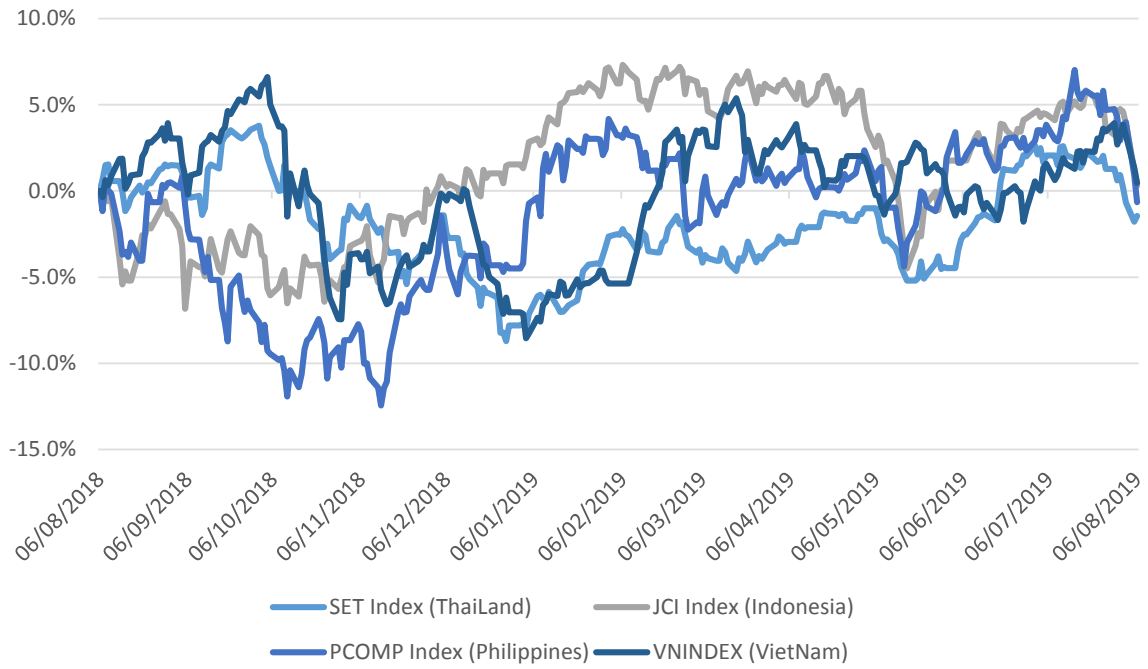


資料源: FiinPro – YSVN



We Create Fortune

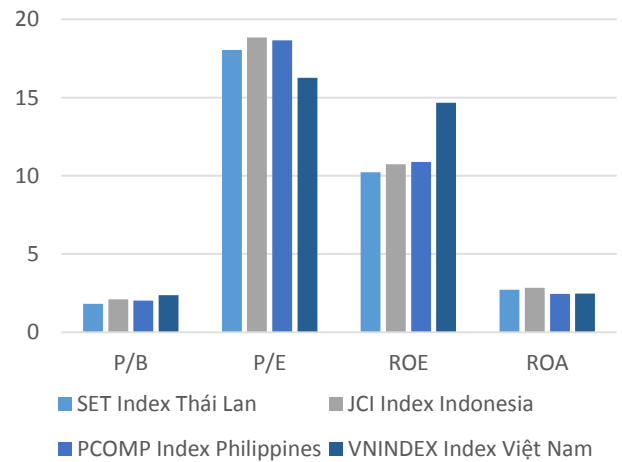
### 東南亞主要市場走勢比較



### 東南亞主要市場數據

		Thailand	Indonesia	Philippines	Vietnam
P/B		1.8x	2.1x	2.0x	2.4x
P/E		18.0x	18.8x	18.7x	16.3x
ROE	%	10.23	10.74	10.89	14.67
ROA	%	2.71	2.84	2.44	2.47
Vốn hóa	Tỷ USD	556.17	497.72	190.66	141.25
GTGD	Triệu USD	1.28	0.53	0.09	0.14
LS cổ tức	%	3.09	2.53	1.70	1.77

BloomBerg & YSVN







We Create **Fortune**

## 元大證券（越南）公司

### 個人客戶分析部

**Nguyễn Thế Minh**

研究分析經理

+84 28 3622 6868 ext 3826

minh.nguyen@yuanta.com.vn

**Quách Đức Khánh**

高級分析專員

+84 28 3622 6868 ext 3833

khanh.quach@yuanta.com.vn

**Nguyễn Trịnh Ngọc Hồng**

分析專員

+84 28 3622 6868 ext 3832

hong.nguyen@yuanta.com.vn

**Phạm Tấn Phát**

高級分析專員

+84 28 3622 6868 ext 3832

phat.pham@yuanta.com.vn

**Đặng Phi Phôn**

分析專員

+84 28 3622 6868 ext

phon.dang@yuanta.com.vn

### 個人客戶業務部

**Nguyễn Thanh Tùng**

總公司業務經理

+84 28 3622 6868 ext 3609

tung.nguyen@yuanta.com.vn

**Nguyễn Việt Quang**

河內分行經理

+84 28 3622 6868 ext 3404

quang.nguyen@yuanta.com.vn

**Nguyễn Đức Hoàn**

河內南部營業中心經理

+84 28 3622 6868 ext 3409

hoan.nguyen@yuanta.com.vn

**Chung Kim Hoa**

華人客戶部經理

+84 28 3622 6868 ext 3828

hoa.chung@yuanta.com.vn

**Võ Thị Thu Thủy**

平陽分行經理

+84 28 3622 6868 ext 3505

thuy.vo@yuanta.com.vn

**Võ Đình Tuấn**

峴港分行經理

+84 28 3622 6868 ext 3301

tuan.vo@yuanta.com.vn

**Phù Vĩnh Quế**

堤岸分行經理

+84 28 3622 6868

que.phu@yuanta.com.vn

**Bùi Quốc Phong**

同奈分行經理

+84 28 3622 6868

phong.bui@yuanta.com.vn



We Create **Fortune**

## Appendix A: Important Disclosures

### Analyst Certification

Each research analyst primarily responsible for the content of this research report, in whole or in part, certifies that with respect to each security or issuer that the analyst covered in this report: (1) all of the views expressed accurately reflect his or her personal views about those securities or issuers; and (2) no part of his or her compensation was, is, or will be, directly or indirectly, related to the specific recommendations or views expressed by that research analyst in the research report.

### Ratings Definitions

**BUY:** We have a positive outlook on the stock based on our expected absolute or relative return over the investment period. Our thesis is based on our analysis of the company's outlook, financial performance, catalysts, valuation and risk profile. We recommend investors add to their position.

**HOLD-Outperform:** In our view, the stock's fundamentals are relatively more attractive than peers at the current price. Our thesis is based on our analysis of the company's outlook, financial performance, catalysts, valuation and risk profile.

**HOLD-Underperform:** In our view, the stock's fundamentals are relatively less attractive than peers at the current price. Our thesis is based on our analysis of the company's outlook, financial performance, catalysts, valuation and risk profile.

**SELL:** We have a negative outlook on the stock based on our expected absolute or relative return over the investment period. Our thesis is based on our analysis of the company's outlook, financial performance, catalysts, valuation and risk profile. We recommend investors reduce their position.

**Under Review:** We actively follow the company, although our estimates, rating and target price are under review.

**Restricted:** The rating and target price have been suspended temporarily to comply with applicable regulations and/or Yuanta policies.

Note: Yuanta research coverage with a Target Price is based on an investment period of 12 months. Greater China Discovery Series coverage does not have a formal 12 month Target Price and the recommendation is based on an investment period specified by the analyst in the report.

### Global Disclaimer

© 2018 Yuanta. All rights reserved. The information in this report has been compiled from sources we believe to be reliable, but we do not hold ourselves responsible for its completeness or accuracy. It is not an offer to sell or solicitation of an offer to buy any securities. All opinions and estimates included in this report constitute our judgment as of this date and are subject to change without notice.

This report provides general information only. Neither the information nor any opinion expressed herein constitutes an offer or invitation to make an offer to buy or sell securities or other investments. This material is prepared for general circulation to clients and is not intended to provide tailored investment advice and does not take into account the individual financial situation and objectives of any specific person who may receive this report. Investors should seek financial advice regarding the appropriateness of investing in any securities, investments or investment strategies discussed or recommended in this report. The information contained in this report has been compiled from sources believed to be reliable but no representation or warranty, express or implied, is made as to its accuracy, completeness or correctness. This report is not (and should not be construed as) a solicitation to act as securities broker or dealer in any jurisdiction by any person or company that is not legally permitted to carry on such business in that jurisdiction.

Yuanta research is distributed in the United States only to Major U.S. Institutional Investors (as defined in Rule 15a-6 under the Securities Exchange Act of 1934, as amended and SEC staff interpretations thereof). All transactions by a US person in the securities mentioned in this report must be effected through a registered broker-dealer under Section 15 of the Securities Exchange Act of 1934, as amended. Yuanta research is distributed in Taiwan by Yuanta Securities Investment Consulting. Yuanta research is distributed in Hong Kong by Yuanta Securities (Hong Kong) Co. Limited, which is licensed in Hong Kong by the Securities and Futures Commission for regulated activities, including Type 4 regulated activity (advising on securities). In Hong Kong, this research report may not be redistributed, retransmitted or disclosed, in whole or in part or any form or manner, without the express written