

當日市場：股票比重連續下降

2019/9/06

市場走勢 2019/9/05			
市場指數	VNI	HNI	UPCOM
收盤	976.79	100.96	56.80
%日	-0.09%	0.01%	-0.53%
%週	-0.18%	-0.96%	-1.90%
%月	0.37%	-1.89%	-2.69%
%年	0.86%	-8.61%	11.44%
成交值(十億盾)			
當日	3,066	229	216
日均量/週	3,525	364	375
日均量/月	4,202	375	480
外資進出			
買進	292.29	2.38	24.19
賣出	408.38	9.60	43.46
買賣超	-116.08	-7.22	-19.27
市場漲跌家數			
上漲	131	65	182
下跌	152	51	95
持平	103	252	621
市場指標			
P/E	16.49	8.94	18.76
總市值 (兆盾)	3,309	185	988
股息殖利率	1.24%	4.78%	4.99%

資料源: Bloomberg – YSVN

VNINDEX



HNIINDEX



市場走勢

儘管當天上漲，但 VN-Index 收盤呈跌。指數收跌 0.18%，收於 977.63 點。HNX 指數小略上漲 0.02%，收於 100.96 點，Upcom 指數下跌 0.52%，收於 56.8 點。現金流較為謹慎，整個市場的撮合交易超過 2.7 兆越盾。

市場交易黯淡，其中最為顯著是兩支銀行股：TCB 上漲 2.3%，收於每股 22,200 越南，流動性逾 440 萬股；其次是 VPB 上漲 2.3%，收於每股 20,250 越盾。然而，這兩支銀行股不足以支撐市場。其他大盤股走勢趨於下跌，如：VNM (-1.5%), MMB (-1.7%), MWG (-1.4%), REE (-1.9%), FPT (-1.1%)。工業區地產股經大跌後回調，如：TIP (+7%), SZC (+1%), SZL (+0.2%), D2D (+0.7%)。亮點只出現在部份個股，如：SRC (+7%), FRT (+5%), YEG (+6.9%), CTI (+2.9%), HDG (+2.5%) 等。

外資對市場持負面的看法，三大市場的賣超總額達 1,420 億越盾。賣超最多是 VNM (340 億越盾) 和 ACV (233 億越盾)。買超最多是 QNS 和 PVT，但並不顯著。

短線市場觀點

我們預計市場可能會在 VN-Index 的 980 點左右繼續波動。同時，市場仍處於累積階段，短期現金流仍然疲弱，表明低流動性的震蕩狀態在未來數盤仍會持續。此外，股票比重持續下降，表明短期策略仍是降低庫存比例。

我們的趨勢指標仍維持 VN-Index 的短期趨勢上漲，支撐位於 976.64 點，和維持 HNX-Index 的短期趨勢下跌，阻力位於 103.39 點。因此，我們建議短線投資者可重組投資組合，並將庫存降低至建議的比例。

建議短線投資比重：38% 股票 / 62% 現金

(股票趨勢追蹤圖在下一頁內更新)



We Create Fortune

技術分析圖



指數技術分析圖 VN-Index



指數技術分析圖 HNX-Index

指數	短期趨勢	中期趨勢	阻力區 1	阻力區 2	支撐區 1	支撐區 2
VN-Index	上漲	上漲	1,000	1,025	965	953
HNX-Index	下跌	下跌	108	110	105	101
VN30	上漲	上漲	895	935	877	863
VNMidcaps	上漲	上漲	992	1,030	969	963
VNSmallcaps	下跌	上漲	835	845	822	804

We Create Fortune

股票趨勢追蹤表

股票	價格	短期趨勢	中期趨勢	短期買進價格	短期止損	暫計短期利潤%	短期訊號	中期買進價格	中期止損	暫計中期獲利%	中期訊號
AAA	16.00	GIẢM	GIẢM		16.64			16.85	16.52	-1.95%	BÁN
ACB	22.00	TĂNG	GIẢM	22.70	21.52	-3.08%			23.85		
ACV	79.80	GIẢM	GIẢM		82.76			90.00	81.77	-9.15%	
ANV	24.20	GIẢM	GIẢM		25.39				28.27		
ASM	6.15	GIẢM	GIẢM		6.42				6.91		
BFC	15.30	GIẢM	GIẢM		15.91				17.86		
BID	38.50	TĂNG	TĂNG	32.65	37.25	17.92%		33.40	33.64	15.27%	
BMP	50.00	GIẢM	TĂNG		50.85			48.30	45.44	3.52%	
BSR	9.20	GIẢM	GIẢM		9.78				11.23		
BVH	76.00	GIẢM	GIẢM		78.55			85.40	76.69	-10.19%	BÁN
BWE	26.15	GIẢM	TĂNG	27.20	26.18	-3.77%	BÁN	20.00	25.45	30.75%	
CEO	10.00	GIẢM	GIẢM		10.44				11.33		
CII	20.30	TĂNG	GIẢM	21.05	20.05	-3.56%			22.73		
CMG	38.30	GIẢM	TĂNG	40.15	38.51	-4.07%	BÁN	23.20	34.96	65.09%	
CMX	33.35	TĂNG	TĂNG	30.30	31.00	10.07%		5.91	24.85	464.30%	
CSM	14.95	TĂNG	TĂNG	15.40	14.64	-2.92%		14.39	14.22	3.89%	
CTD	92.50	GIẢM	GIẢM		96.20			112.70	99.66	-11.57%	BÁN
CTG	19.95	GIẢM	GIẢM		20.61				22.52		
CTI	23.20	GIẢM	GIẢM		24.15				24.64		
CTR	48.50	GIẢM	N/A		60.19			-	N/A		
CVT	20.00	GIẢM	TĂNG		20.94			20.35	18.94	-1.72%	
DCM	8.35	TĂNG	GIẢM	8.47	8.24	-1.42%			8.53		
DGC	27.70	GIẢM	GIẢM		28.82			31.90	27.79	-12.89%	
DGW	23.60	GIẢM	TĂNG		24.26			23.50	21.45	0.43%	
DHA	32.65	GIẢM	GIẢM		35.28			29.10	32.95	13.21%	
DHC	30.60	GIẢM	GIẢM		32.69				35.74		
DHG	93.50	GIẢM	GIẢM		95.71				104.89		
DIG	14.15	TĂNG	TĂNG	13.45	13.83	5.20%		13.90	11.60	1.80%	
DPG	44.45	GIẢM	GIẢM		47.54			40.02	44.62	11.51%	
DPM	13.50	GIẢM	GIẢM		13.93				15.49		
DPR	38.95	GIẢM	GIẢM		41.82			42.50	41.14	-3.19%	BÁN
DQC	18.55	TĂNG	GIẢM	19.25	18.34	-3.64%			20.27		
DRC	21.60	TĂNG	TĂNG	20.45	21.35	5.62%		21.60	19.76	0.00%	
DXG	14.70	TĂNG	GIẢM	16.15	14.32	-8.98%		15.50	14.74	-4.92%	MUA
EIB	16.70	GIẢM	GIẢM		17.69			14.70	16.88	14.83%	

We Create Fortune

FCN	12.25	GIẢM	GIẢM		12.63			13.62		
FMC	27.30	GIẢM	TĂNG		29.63		31.60	25.69	-13.61%	
FPT	52.60	TĂNG	TĂNG	45.20	51.41	16.37%	46.00	48.54	14.35%	
GAS	100.50	TĂNG	GIẢM	105.20	98.12	-4.47%		109.55		
GEX	20.75	TĂNG	TĂNG	22.20	20.08	-6.53%	20.20	18.55	2.72%	
GIL	21.75	GIẢM	GIẢM		22.75			25.90		
GMD	28.20	TĂNG	TĂNG	26.55	27.45	6.21%	28.50	25.99	-1.05%	
GTN	18.95	TĂNG	TĂNG	18.80	18.66	0.80%	15.00	16.84	26.33%	
GVR	14.20	GIẢM	N/A		15.43			N/A		
HAG	4.81	GIẢM	GIẢM		4.99			5.48		
HAX	19.50	GIẢM	TĂNG		20.58		15.75	17.40	23.81%	
HBC	13.45	TĂNG	GIẢM	14.25	13.27	-5.61%		15.79		
HCM	21.10	GIẢM	GIẢM		21.55			23.15		
HDB	25.55	TĂNG	GIẢM	26.30	25.54	-2.85%		27.77		
HDC	20.80	GIẢM	TĂNG		22.01		15.25	17.98	36.39%	
HDG	35.35	GIẢM	TĂNG		36.08		35.30	32.61	0.14%	
HNG	17.10	GIẢM	TĂNG		17.89		17.10	16.59	0.00%	
HPG	21.70	GIẢM	GIẢM		22.66			23.96		
HSG	6.65	GIẢM	GIẢM		7.03			7.74		
HT1	15.50	GIẢM	GIẢM		15.88			16.70		
HUT	2.30	TĂNG	GIẢM	2.40	2.17	-4.17%		2.83		
HVN	35.15	GIẢM	GIẢM		37.20			42.96		
KBC	15.50	TĂNG	TĂNG	16.00	15.39	-3.13%	15.35	14.17	0.98%	
KDH	23.85	TĂNG	TĂNG	22.90	23.50	4.15%	24.00	21.98	-0.62%	
KSB	22.30	GIẢM	TĂNG		23.72		23.90	21.11	-6.69%	
LCG	9.46	TĂNG	GIẢM	9.60	8.90	-1.46%		10.67		
LDG	9.55	TĂNG	TĂNG	8.18	8.94	16.75%		9.15		
LHG	17.60	GIẢM	TĂNG		18.57		19.30	17.32	-8.81%	
LPB	7.60	GIẢM	GIẢM		7.93			8.33		
LSS	5.10	TĂNG	GIẢM	5.39	5.01	-5.38%		5.83		
MBB	22.60	TĂNG	TĂNG	22.20	22.51	1.80%	21.85	20.88	3.43%	
MPC	27.90	GIẢM	GIẢM		30.62			36.74		
MSN	74.50	GIẢM	GIẢM		77.45			84.26		
MSR	15.90	GIẢM	GIẢM		16.94			19.11		
MWG	116.20	GIẢM	TĂNG		119.29		88.70	108.74	31.00%	
NDN	17.10	GIẢM	TĂNG		17.90		13.70	16.27	24.82%	
NKG	6.03	GIẢM	GIẢM		6.41			6.85		
NLG	28.00	GIẢM	GIẢM		29.07		28.70	28.89	0.68%	
NT2	25.30	TĂNG	GIẢM	25.10	24.87	0.80%		26.43		



We Create Fortune

NTL	23.00	GIẢM	GIẢM		24.09			10.45	23.02	120.28%	
NVL	62.00	GIẢM	GIẢM		63.82				62.33		
OIL	11.30	TĂNG	GIẢM	11.70	11.23	-3.42%			12.38		
PAC	28.80	TĂNG	GIẢM	28.80	28.65	0.00%	MUA		33.46		
PC1	18.80	TĂNG	TĂNG	17.45	17.23	7.74%			18.38		
PDR	26.50	GIẢM	TĂNG		26.78			29.00	25.01	-8.62%	
PHR	62.90	GIẢM	GIẢM		66.54			24.00	65.28	172.01%	
PLX	61.00	GIẢM	TĂNG		62.16			62.40	59.59	-2.24%	
PNJ	81.40	GIẢM	TĂNG		85.74			104.00	78.69	-21.73%	
POW	12.85	GIẢM	GIẢM		13.38				14.83		
PVT	17.80	GIẢM	TĂNG		18.14			18.30	16.28	-2.73%	
PPC	25.00	GIẢM	GIẢM		26.54				29.10		
PTB	69.00	GIẢM	TĂNG		71.51			64.00	64.57	7.81%	
PVB	20.50	GIẢM	TĂNG		21.49			20.10	19.27	1.99%	
PVD	17.85	TĂNG	TĂNG	16.35	17.66	9.17%		18.10	14.79	-1.38%	
PVI	34.30	GIẢM	GIẢM		35.98				39.70		
PVS	20.60	TĂNG	GIẢM	21.60	20.11	-4.63%			23.52		
PXS	5.10	GIẢM	GIẢM		5.63			4.85	5.35	10.37%	BÁN
QNS	30.50	TĂNG	TĂNG	31.20	29.92	-2.24%		33.80	27.77	-9.76%	
REE	35.30	GIẢM	TĂNG	34.00	35.39	4.08%	BÁN	33.33	33.81	5.93%	
SAB	266.00	GIẢM	TĂNG		277.11			245.00	259.03	8.57%	
SAM	7.83	GIẢM	TĂNG		7.95			7.40	7.69	5.81%	
SCR	6.69	TĂNG	GIẢM	6.92	6.61	-3.32%			7.11		
SHI	9.50	TĂNG	TĂNG	8.39	8.90	13.23%		6.99	7.62	35.91%	
SJS	17.50	TĂNG	GIẢM	18.35	17.24	-4.63%		-	19.89		
SKG	11.35	GIẢM	GIẢM		11.65				12.51		
SSI	21.30	GIẢM	GIẢM		22.21				24.29		
STB	10.15	TĂNG	GIẢM	10.70	10.11	-5.14%			11.20		
TCB	22.20	TĂNG	GIẢM	20.85	20.95	6.47%			22.22		
TCM	22.00	GIẢM	GIẢM		23.82				27.83		
TDH	10.10	TĂNG	TĂNG	9.40	9.67	7.45%		10.15	10.07	-0.49%	MUA
TLH	4.56	TĂNG	GIẢM	4.75	4.49	-4.00%			5.13		
TNG	17.80	GIẢM	GIẢM		19.11				21.22		
VCB	77.60	TĂNG	TĂNG	80.00	76.30	-3.00%		62.00	73.39	25.16%	
VCG	26.40	TĂNG	TĂNG	27.00	25.76	-2.22%		19.20	24.08	37.50%	
VCS	81.00	GIẢM	TĂNG		89.76			68.00	76.91	19.12%	
VGC	18.90	TĂNG	GIẢM	19.25	18.30	-1.82%			20.53		
VGT	8.80	GIẢM	GIẢM		9.17				10.12		
VHC	79.40	GIẢM	GIẢM		80.54				92.24		

We Create Fortune

VHM	89.00	TĂNG	TĂNG	87.30	84.74	1.95%		90.20	76.55	-1.33%	
VIB	17.70	TĂNG	TĂNG	17.00	17.30	4.12%		17.70	16.40	0.00%	
VIC	122.00	TĂNG	TĂNG	126.10	120.57	-3.25%		112.00	113.76	8.93%	
VIP	5.00	GIẢM	GIẢM		5.17				5.48		
VJC	130.40	TĂNG	TĂNG	134.50	129.90	-3.05%		124.50	124.10	4.74%	
VND	13.75	GIẢM	GIẢM		14.33				16.01		
VNG	20.80	TĂNG	TĂNG	19.10	20.09	8.90%		20.20	17.38	2.97%	
VNM	122.00	TĂNG	GIẢM	124.00	119.93	-1.61%			130.37		
VPB	20.25	TĂNG	TĂNG	19.10	19.63	6.02%		20.30	19.82	-0.25%	MUA
VPI	41.40	TĂNG	TĂNG	42.20	40.42	-1.90%		41.30	39.15	0.24%	
VRC	15.55	TĂNG	GIẢM	15.30	15.42	1.63%			16.26		
VRE	34.10	GIẢM	TĂNG		35.32			35.00	33.61	-2.57%	
VSC	29.30	TĂNG	GIẢM	28.60	28.01	2.45%			31.41		

LARGECAPS 大型股票趨勢追蹤表

股票	價格	短期趨勢	中期趨勢	短期買進價格	短期止損	暫計短期利潤%	短期訊號	中期買進價格	中期止損	暫計中期獲利	中期訊號
ACB	22.00	TĂNG	GIẢM	22.70	21.52	-3.08%			23.85		
BID	38.50	TĂNG	TĂNG	32.65	37.25	17.92%		33.40	33.64	15.27%	
BSR	9.20	GIẢM	GIẢM		9.78				11.23		
BVH	76.00	GIẢM	GIẢM		78.55			85.40	76.69	-10.19%	BÁN
CTG	19.95	GIẢM	GIẢM		20.61				22.52		
EIB	16.70	GIẢM	GIẢM		17.69			14.70	16.88	14.83%	
FPT	52.60	TĂNG	TĂNG	45.20	51.41	16.37%		41.00	48.54	28.30%	
GAS	100.50	TĂNG	GIẢM	105.20	98.12	-4.47%			109.55		
HDB	25.55	TĂNG	GIẢM	26.30	25.54	-2.85%			27.77		
HNG	17.10	GIẢM	TĂNG		17.89			17.10	16.59	0.00%	
HPG	21.70	GIẢM	GIẢM		22.66				23.96		
HVN	35.15	GIẢM	GIẢM		37.20				42.96		
KDH	23.85	TĂNG	TĂNG	22.90	23.50	4.15%		24.00	21.98	-0.62%	
MBB	22.60	TĂNG	TĂNG	22.20	22.51	1.80%		21.27	20.88	6.25%	
MSN	74.50	GIẢM	GIẢM		77.45				84.26		
MWG	116.20	GIẢM	TĂNG		119.29			88.70	108.74	31.00%	
NVL	62.00	GIẢM	GIẢM		63.82				62.33		
OIL	11.30	TĂNG	GIẢM	11.70	11.23	-3.42%			12.38		
PLX	61.00	GIẢM	TĂNG		62.16			59.97	59.59	1.72%	
PNJ	81.40	GIẢM	TĂNG		85.74			77.88	78.69	4.52%	
POW	12.85	GIẢM	GIẢM		13.38				14.83		

We Create Fortune

PVS	20.60	TĂNG	GIẢM	21.60	20.11	-4.63%			23.52		
QNS	30.50	TĂNG	TĂNG	31.20	29.92	-2.24%		33.80	27.77	-9.76%	
REE	35.30	GIẢM	TĂNG	34.00	35.39	4.08%	BÁN	33.33	33.81	5.93%	
ROS	27.10	TĂNG	GIẢM	27.50	25.24	-1.45%			29.25		
SSI	21.30	GIẢM	GIẢM		22.21				24.29		
STB	10.15	TĂNG	GIẢM	10.70	10.11	-5.14%			11.20		
TCB	22.20	TĂNG	GIẢM	20.85	20.95	6.47%			22.22		
TPB	22.40	GIẢM	GIẢM	23.00	22.58	-1.84%	BÁN		N/A		
VCB	77.60	TĂNG	TĂNG	80.00	76.30	-3.00%		62.00	73.39	25.16%	
VCG	26.40	TĂNG	TĂNG	27.00	25.76	-2.22%		18.44	24.08	43.16%	
VEA	50.40	GIẢM	GIẢM		56.27				N/A		
VGI	33.00	GIẢM	GIẢM		36.13				N/A		
VHM	89.00	TĂNG	TĂNG	87.30	84.74	1.95%		90.20	76.55	-1.33%	
VIB	17.70	TĂNG	TĂNG	17.00	17.30	4.12%		17.70	16.40	0.00%	
VIC	122.00	TĂNG	TĂNG	126.10	120.57	-3.25%		112.00	113.76	8.93%	
VJC	130.40	TĂNG	TĂNG	134.50	129.90	-3.05%		124.50	124.10	4.74%	
VNM	122.00	TĂNG	GIẢM	124.00	119.93	-1.61%			130.37		
VPB	20.25	TĂNG	TĂNG	19.10	19.63	6.02%		20.30	19.82	-0.25%	MUA
VRE	34.10	GIẢM	TĂNG		35.32			34.00	33.61	0.31%	

MIDCAPS 中型股票趨勢追蹤表

股票	價格	短期趨勢	中期趨勢	短期買進價格	短期止損	暫計短期利潤%	短期訊號	中期買進價格	中期止損	暫計中期獲利	中期訊號
AAA	16.00	GIẢM	GIẢM		16.64			16.85	16.52	-1.95%	BÁN
ANV	24.20	GIẢM	GIẢM		25.39				28.27		
ASM	6.15	GIẢM	GIẢM		6.42				6.91		
BMP	50.00	GIẢM	TĂNG		50.85			48.30	45.44	3.52%	
BWE	26.15	GIẢM	TĂNG	27.20	26.18	-3.77%	BÁN	19.44	25.45	34.52%	
C4G	7.60	GIẢM	GIẢM		8.17				9.61		
CEO	10.00	GIẢM	GIẢM		10.44				11.33		
CII	20.30	TĂNG	GIẢM	21.05	20.05	-3.56%			22.73		
CRE	24.95	TĂNG	GIẢM	25.40	24.63	-1.77%			26.06		
CTI	23.20	GIẢM	GIẢM		24.15				24.64		
CTR	48.50	GIẢM	#N/A		60.19			-	#N/A		
DCM	8.35	TĂNG	GIẢM	8.47	8.24	-1.42%			8.53		
DHC	30.60	GIẢM	GIẢM		32.69				35.74		
DIG	14.15	TĂNG	TĂNG	13.45	13.83	5.20%		13.90	11.60	1.80%	
DPM	13.50	GIẢM	GIẢM		13.93				15.49		

We Create Fortune

DRC	21.60	TĂNG	TĂNG	20.45	21.35	5.62%		21.60	19.76	0.00%	
DXG	14.70	TĂNG	GIẢM	16.15	14.32	-8.98%		15.50	14.74	-4.92%	MUA
E1VFN30	14.73	TĂNG	GIẢM	14.62	14.67	0.75%			15.16		
FCN	12.25	GIẢM	GIẢM		12.63				13.62		
FLC	3.60	GIẢM	GIẢM		3.83				4.34		
FTM	8.14	GIẢM	GIẢM		10.33				20.36		
GEG	27.10	TĂNG	TĂNG	22.80	26.63	18.86%		12.90	23.98	110.08%	
GEX	20.75	TĂNG	TĂNG	22.20	20.08	-6.53%		20.20	18.55	2.72%	
GMD	28.20	TĂNG	TĂNG	26.55	27.45	6.21%		28.50	25.99	-1.05%	
GTN	18.95	TĂNG	TĂNG	18.80	18.66	0.80%		15.00	16.84	26.33%	
GVR	14.20	GIẢM	#N/A		15.43			-	#N/A		
HAG	4.81	GIẢM	GIẢM		4.99				5.48		
HBC	13.45	TĂNG	GIẢM	14.25	13.27	-5.61%			15.79		
HCM	21.10	GIẢM	GIẢM		21.55				23.15		
HDG	35.35	GIẢM	TĂNG		36.08			35.30	32.61	0.14%	
HPX	26.40	TĂNG	#N/A	26.60	26.06	-0.75%		-	#N/A		
HSG	6.65	GIẢM	GIẢM		7.03				7.74		
HT1	15.50	GIẢM	GIẢM		15.88				16.70		
IBC	20.60	GIẢM	TĂNG		20.84			24.90	20.15	-17.27%	
IDI	6.12	GIẢM	GIẢM		6.44				7.19		
IJC	14.40	GIẢM	TĂNG		15.59			13.10	12.96	9.92%	
ITA	3.25	GIẢM	TĂNG		3.49			3.20	2.96	1.56%	
KBC	15.50	TĂNG	TĂNG	16.00	15.39	-3.13%		15.35	14.17	0.98%	
KSB	22.30	GIẢM	TĂNG		23.72			23.90	21.11	-6.69%	
LDG	9.55	TĂNG	TĂNG	8.18	8.94	16.75%			9.15		
LPB	7.60	GIẢM	GIẢM		7.93				8.33		
MBS	15.20	GIẢM	TĂNG		15.98			16.00	14.25	-5.00%	
MPC	27.90	GIẢM	GIẢM		30.62				36.74		
NBB	19.70	GIẢM	TĂNG		20.96			21.50	19.30	-8.37%	
NKG	6.03	GIẢM	GIẢM		6.41				6.85		
NLG	28.00	GIẢM	GIẢM		29.07			28.70	28.89	0.68%	
NT2	25.30	TĂNG	GIẢM	25.10	24.87	0.80%			26.43		
NTC	169.80	GIẢM	TĂNG		180.05			120.00	162.94	41.50%	
NTL	23.00	GIẢM	GIẢM		24.09			9.33	23.02	146.69%	
NVB	7.20	GIẢM	GIẢM		7.53				8.41		
OGC	3.88	GIẢM	GIẢM		4.05				4.54		
PC1	18.80	TĂNG	TĂNG	17.45	17.23	7.74%			18.38		
PDR	26.50	GIẢM	TĂNG		26.78			23.60	25.01	12.31%	

We Create Fortune

PHR	62.90	GIẢM	GIẢM		66.54			22.86	65.28	185.52%	
PPC	25.00	GIẢM	GIẢM		26.54				29.10		
PTB	69.00	GIẢM	TĂNG		71.51			60.78	64.57	13.52%	
PVD	17.85	TĂNG	TĂNG	16.35	17.66	9.17%		18.10	14.79	-1.38%	
PVI	34.30	GIẢM	GIẢM		35.98				39.70		
PVT	17.80	GIẢM	TĂNG		18.14			18.30	16.28	-2.73%	
QCG	4.58	GIẢM	GIẢM		4.92				5.28		
SAM	7.83	GIẢM	TĂNG		7.95			7.40	7.69	5.81%	
SBT	16.80	TĂNG	GIẢM	16.50	15.86	1.82%			17.18		
SCR	6.69	TĂNG	GIẢM	6.92	6.61	-3.32%			7.11		
SHB	6.20	GIẢM	GIẢM		6.45				6.86		
SHS	7.40	GIẢM	GIẢM		8.08				9.43		
SJS	17.50	TĂNG	GIẢM	18.35	17.24	-4.63%			19.89		
STK	21.40	TĂNG	GIẢM	22.10	20.48	-3.17%			24.36		
SZC	20.50	GIẢM	#N/A		21.74			-	#N/A		
TCH	22.40	TĂNG	TĂNG	22.05	21.73	1.59%		22.50	20.12	-0.44%	
TCM	22.00	GIẢM	GIẢM		23.82				27.83		
TNG	17.80	GIẢM	GIẢM		19.11				21.22		
TTB	24.20	GIẢM	TĂNG		24.56			24.50	22.70	-1.22%	
VCI	31.90	GIẢM	TĂNG		34.44			36.00	30.78	-11.39%	
VGT	8.80	GIẢM	GIẢM		9.17				10.12		
VHC	79.40	GIẢM	GIẢM		80.54				92.24		
VND	13.75	GIẢM	GIẢM		14.33				16.01		
VNG	20.80	TĂNG	TĂNG	19.10	20.09	8.90%		20.20	17.38	2.97%	
VPI	41.40	TĂNG	TĂNG	42.20	40.42	-1.90%		41.30	39.15	0.24%	

MALLCAPS 小型股票趨勢追蹤表

股票	價格	短期趨勢	中期趨勢	短期買進價格	短期止損	暫計短期利潤%	短期訊號	中期買進價格	中期止損	暫計中期獲利%	中期訊號
AAV	10.70	GIẢM	#N/A		11.33			16.85	#N/A	#N/A	
AGR	4.91	GIẢM	TĂNG		5.19			3.99	4.04	23.06%	
AMD	1.54	GIẢM	GIẢM	1.66	1.55	-6.70%	BÁN		1.89		
APG	8.89	GIẢM	TĂNG		9.29			9.90	7.90	-10.20%	
ART	2.00	GIẢM	GIẢM		2.21				2.65		
BCC	7.60	TĂNG	GIẢM	8.10	7.46	-6.17%			8.95		
BCG	8.32	TĂNG	TĂNG	5.82	7.25	42.96%		6.39	5.94	30.20%	
C69	22.10	TĂNG	TĂNG	18.30	16.77	20.77%		5.30	16.85	316.98%	

We Create Fortune

CCL	8.97	TĂNG	TĂNG	6.38	8.50	40.60%		3.46	6.83	159.25%	
CRC	18.30	TĂNG	TĂNG	18.30	18.11	0.00%	MUA	18.90	15.04	-3.17%	
CVT	20.00	GIẢM	TĂNG		20.94			20.35	18.94	-1.72%	
DAG	6.92	TĂNG	TĂNG	6.55	6.78	5.65%		7.09	6.22	-2.40%	
DAH	10.45	GIẢM	GIẢM		11.22			4.66	11.33	142.82%	BÁN
DGW	23.60	GIẢM	TĂNG		24.26			23.50	21.45	0.43%	
DLG	1.51	GIẢM	GIẢM	1.61	1.53	-5.25%	BÁN		1.65		
DRH	7.00	GIẢM	GIẢM		7.84				7.76		
DTD	16.70	GIẢM	TĂNG		17.78			12.90	13.45	29.46%	
EVG	2.64	TĂNG	GIẢM	2.80	2.58	-5.71%			3.02		
FIT	3.38	GIẢM	TĂNG		3.60			3.64	3.03	-7.14%	
GKM	15.10	TĂNG	GIẢM	15.00	14.73	0.67%			15.54		
HAH	15.25	TĂNG	TĂNG	12.80	14.65	19.14%		13.00	13.48	17.31%	
HAI	1.65	GIẢM	GIẢM		1.72				1.93		
HAP	3.40	GIẢM	TĂNG		3.45			3.67	3.25	-7.36%	
HAR	3.79	TĂNG	GIẢM	3.56	3.44	6.46%			3.88		
HCD	3.45	GIẢM	GIẢM		3.68				4.20		
HDA	10.50	GIẢM	GIẢM		11.35			11.30	11.25	-0.44%	BÁN
HDC	20.80	GIẢM	TĂNG		22.01			15.25	17.98	36.39%	
HHP	11.60	GIẢM	GIẢM		12.11				13.79		
HHS	2.92	GIẢM	GIẢM		3.05				3.37		
HII	11.20	GIẢM	GIẢM	11.45	11.33	-1.02%	BÁN		12.29		
HQC	1.35	GIẢM	GIẢM		1.38				1.45		
HSL	9.05	TĂNG	GIẢM	8.10	8.61	11.73%			9.33		
HUT	2.30	TĂNG	GIẢM	2.40	2.17	-4.17%			2.83		
HVG	2.80	GIẢM	GIẢM		3.09				3.75		
HVH	20.90	GIẢM	#N/A		22.64				#N/A		
JVC	3.08	TĂNG	TĂNG	2.76	2.96	11.59%		3.10	2.41	-0.65%	
KLF	1.10	GIẢM	GIẢM		1.37				1.50		
KMR	2.60	GIẢM	GIẢM		2.75			3.68	2.65	-28.01%	BÁN
LCG	9.46	TĂNG	GIẢM	9.60	8.90	-1.46%			10.67		
LGL	10.35	GIẢM	TĂNG		10.78			7.11	8.90	45.51%	
LHG	17.60	GIẢM	TĂNG		18.57			19.30	17.32	-8.81%	
LMH	16.50	GIẢM	#N/A		17.31			-	#N/A		
MST	3.10	TĂNG	GIẢM	2.80	2.70	10.71%			3.16		
NDN	17.10	GIẢM	TĂNG		17.90			13.10	16.27	30.49%	
PHC	12.50	GIẢM	GIẢM		12.70				13.57		
PVB	20.50	GIẢM	TĂNG		21.49			20.10	19.27	1.99%	
PVC	7.20	GIẢM	TĂNG		7.39			7.10	6.67	1.41%	



We Create Fortune

PXL	5.70	TĂNG	GIẢM	5.70	5.67	0.00%			6.65		
PXS	5.10	GIẢM	GIẢM		5.63			4.85	5.35	10.37%	BÁN
QBS	3.07	GIẢM	GIẢM		3.20				3.36		
SFG	8.13	GIẢM	GIẢM		8.68				11.36		
SHI	9.50	TĂNG	TĂNG	8.39	8.90	13.23%		6.23	7.62	52.42%	
SJF	2.65	GIẢM	GIẢM		2.90				3.81		
SKG	11.35	GIẢM	GIẢM		11.65				12.51		
TDH	10.10	TĂNG	TĂNG	9.40	9.67	7.45%		10.15	10.07	-0.49%	MUA
TIG	3.30	TĂNG	TĂNG	3.40	3.02	-2.94%		3.20	3.03	3.12%	
TLD	6.05	TĂNG	TĂNG	5.35	5.63	13.08%		5.99	5.92	1.00%	MUA
TLH	4.56	TĂNG	GIẢM	4.70	4.49	-2.98%			5.13		
TNI	10.10	GIẢM	GIẢM		10.58				11.74		
TTF	2.98	GIẢM	GIẢM	3.15	3.00	-4.89%	BÁN		3.62		
TTH	3.00	GIẢM	GIẢM		3.19				3.39		
TVB	16.20	GIẢM	GIẢM		17.32			20.10	21.41	6.49%	BÁN
TVC	16.20	GIẢM	TĂNG		17.08			14.30	14.26	13.29%	
VC3	22.70	GIẢM	TĂNG		23.03			22.00	21.35	3.18%	
VCR	22.80	TĂNG	GIẢM	20.50	21.62	11.22%			25.98		
VNE	3.20	TĂNG	GIẢM	3.35	3.07	-4.48%			3.70		
VPG	21.40	TĂNG	TĂNG	21.40	21.19	0.00%		20.46	19.34	4.62%	
VRC	15.55	TĂNG	GIẢM	15.40	15.42	0.97%			16.26		
YBM	9.73	GIẢM	GIẢM		10.25				12.01		



We Create Fortune

胡志明市交易所 (HSX)

	收盤	漲跌%
VNI	976.79	-0.09%
VN30	886.1	-0.11%
VN Mid	957.66	-0.10%
VN Small	810.57	-0.16%

河內交易所 (HSX)

	收盤	漲跌%
HNI	100.96	0.01%
HN30	183.99	-0.08%
VNX AllSh	860.87	-0.16%

UPCOM 市場 (UPCoM)

	收盤	漲跌%
UPCoM	56.8	-0.53%

外資交易	成交值(十億盾)	
買進	292.29	
賣出	408.38	
買超/賣超	-116.08	

外資交易	成交值(十億盾)	
買進	2.38	
賣出	9.60	
買超/賣超	-7.22	

外資交易	成交值(十億盾)	
買進	24.19	
賣出	43.46	
買超/賣超	-19.27	

上漲排名/股碼	漲跌(VND)	漲跌%
HRC	2350	6.99%
TIP	1950	6.96%
YEG	4000	6.93%
FRT	2000	5.00%
DPG	1950	4.59%

上漲排名/股碼	漲跌(VND)	漲跌%
L14	1300	2.29%
VCG	500	1.93%
CEO	100	1.01%
PVI	300	0.88%
PGS	200	0.63%

上漲排名/股碼	漲跌(VND)	漲跌%
BCM	2000	6.58%
SIP	6400	5.79%
NTC	7700	4.75%
NTC	7700	4.75%
KDF	700	2.17%

下跌排名/股碼	漲跌(VND)	漲跌%
RAL	-4900	-5.70%
ITC	-900	-5.17%
HAH	-450	-2.87%
TRC	-1000	-2.78%
HDC	-500	-2.35%

下跌排名/股碼	漲跌(VND)	漲跌%
SHB	-100	-1.59%
VCS	-1100	-1.34%
PVS	-100	-0.48%
VCR	-100	-0.44%
ACB	0	0.00%

下跌排名/股碼	漲跌(VND)	漲跌%
VTP	-7100	-5.26%
SGP	-300	-2.46%
HTM	-400	-2.37%
CTR	-800	-1.62%
VEA	-800	-1.56%

*備註：市值>5,000 億盾；成交值>15 億盾

市值排名/股碼	十億盾	
VIC	409,542	
VHM	298,107	
VCB	286,696	
VNM	215,583	
GAS	192,161	

市值排名/股碼	十億盾	
ACB	35,669	
VCS	12,873	
VCG	11,440	
PVS	9,894	
PVI	7,858	

市值排名/股碼	十億盾	
ACV	173,307	
VGI	100,662	
VEA	68,019	
GVR	55,804	
MCH	51,698	

交易量排名/股碼	成交值	30 日均
ROS	31,110,150	19,724,300
ITA	21,003,460	6,507,196
FLC	5,249,640	4,092,530
TCB	4,417,320	2,152,950
KDC	4,277,400	178,444

交易量排名/股碼	成交值	30 日均
PVS	1,613,600	2,737,949
SHB	1,230,525	3,560,992
SHS	957,988	1,074,518
C69	852,181	223,215
ART	694,960	589,224

交易量排名/股碼	成交值	30 日均
BSR	1,147,710	1,501,717
PXL	743,910	615,330
GVR	552,521	1,572,191
OIL	405,444	344,842
ACV	350,817	149,115

資料源: Bloomberg & Yuanta Research

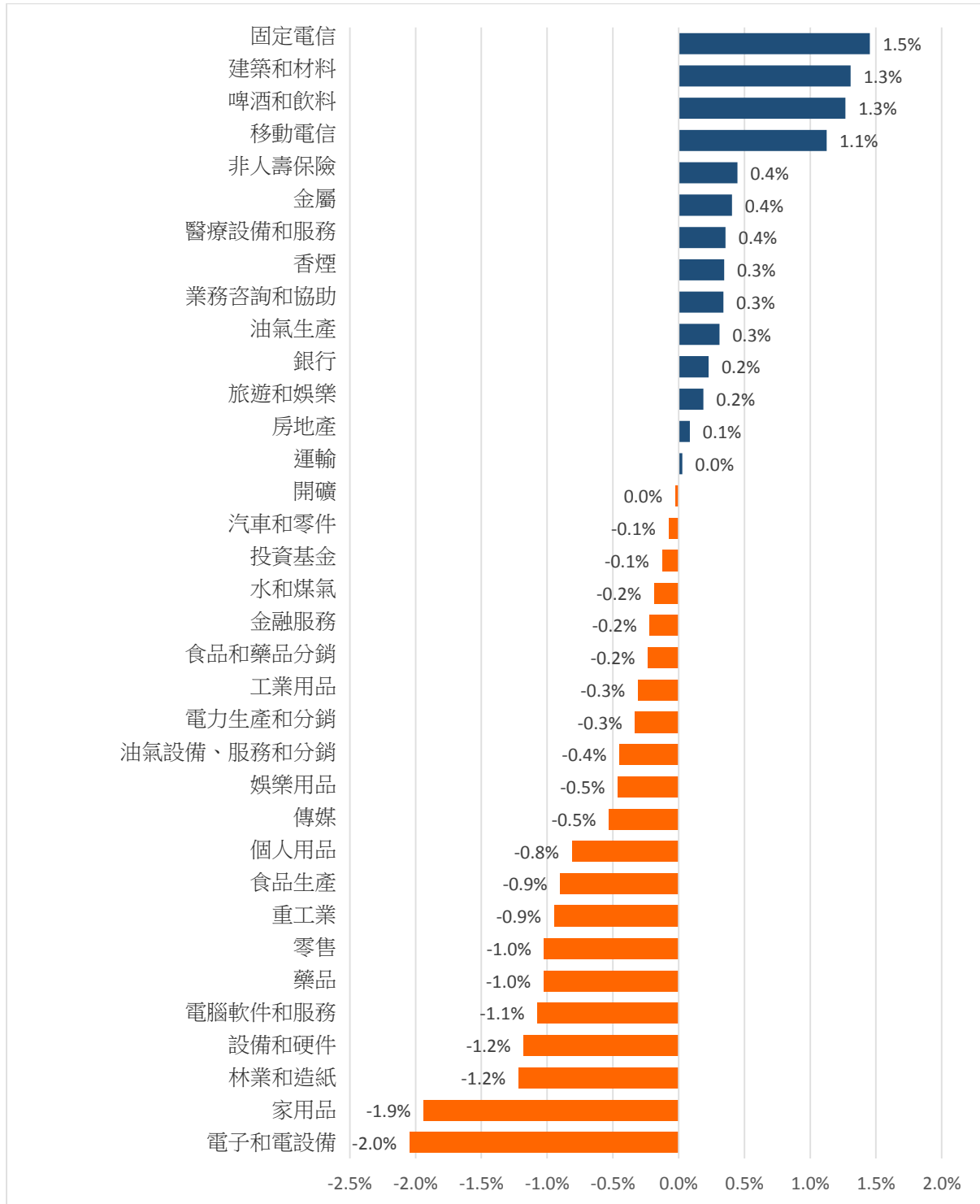
資料源: Bloomberg & Yuanta Research

資料源: Bloomberg & Yuanta Research



We Create Fortune

各行業板塊的交易走勢



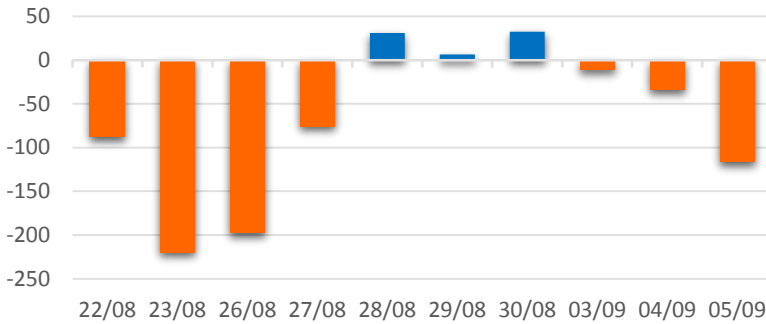
資料源: FiinPro – YSVN



We Create Fortune

外資買進賣統計

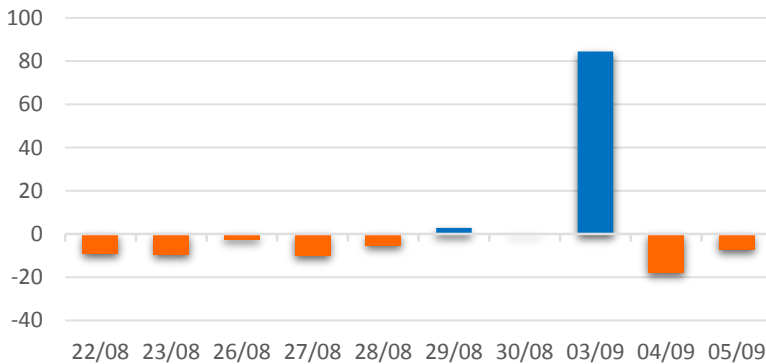
HSX 外資每日買/賣超



證券代碼	買超金額 (百萬盾)	證券代碼	賣超金額 (百萬盾)
PVT	6,712	VNM	34,068
PLX	6,344	HDB	12,671
BMP	6,224	VCB	10,225
VIC	4,506	SSI	9,575
NVL	4,274	VJC	9,549

HSX 外資買/賣超的前 5 名

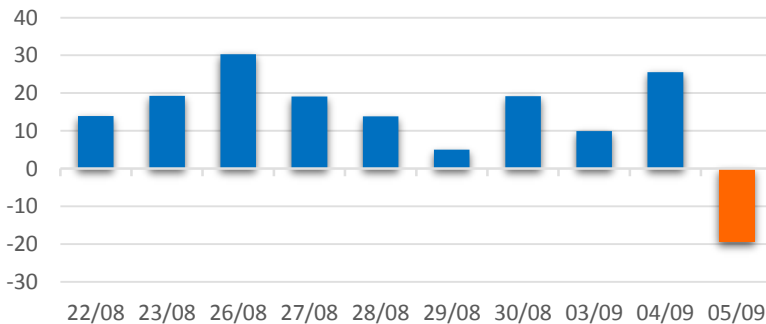
HNX 外資每日買/賣超



證券代碼	買超金額 (百萬盾)	證券代碼	賣超金額 (百萬盾)
SHS	530	PVS	7,939
PVI	435	DTD	687
DGC	237	NDN	441
TNG	152	BVS	137
AMV	141	DNP	31

HNX 外資買/賣超的前 5 名

UPCOM 外資每日買/賣超



證券代碼	買超金額 (百萬盾)	證券代碼	賣超金額 (百萬盾)
QNS	8,366	ACV	23,380
OIL	2,412	VEA	5,713
BCM	1,384	GVR	677
MPC	419	BSR	367
CTR	369	CTR	384

UPCOM 外資買/賣超的前 5 名

源: FiinPro – YSVN



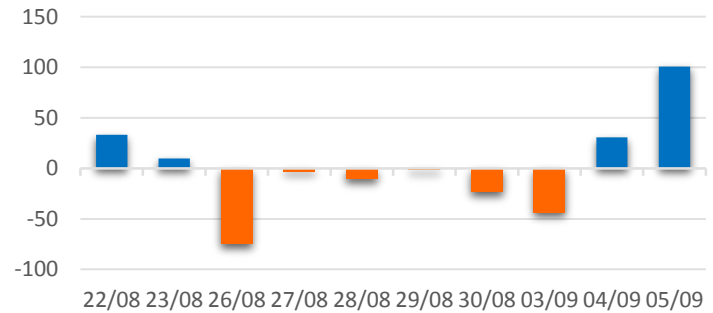
We Create **Fortune**

自營進出統計

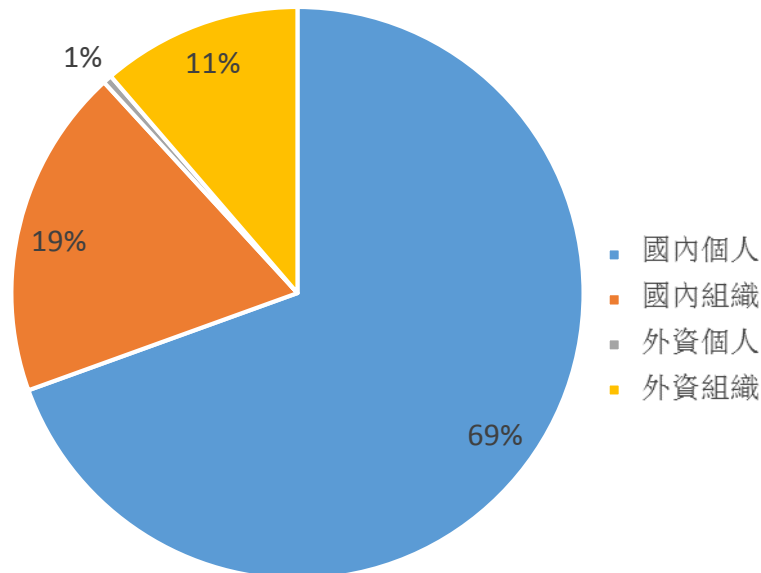
證券代碼	買超金額 (百萬盾)	證券代碼	賣超金額 (百萬盾)
MWG	24,865	FPT	9,819
FPT	10,526	PVT	5,855
VNM	10,027	E1VFN30	5,272
TCB	9,917	MWG	4,578
MBB	7,925	VPB	3,315

券商自營交易最大前名

券商自營交易每日買/賣超 (bil. VND)



越南證券市場投資人類別統計

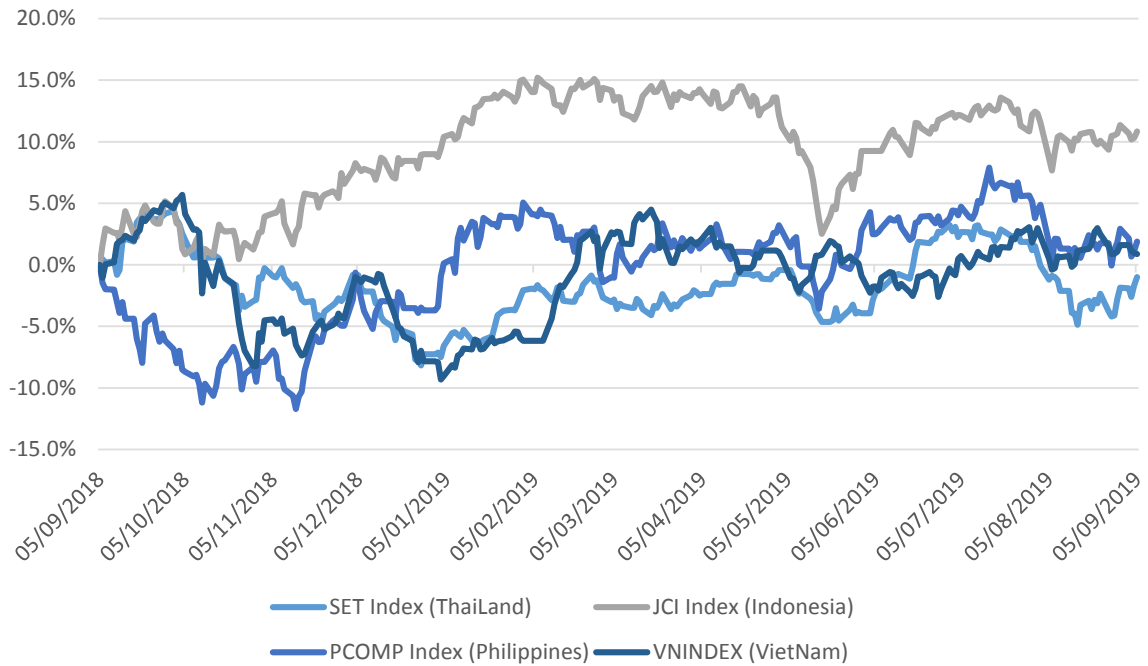


資料源: FiinPro – YSVN



We Create Fortune

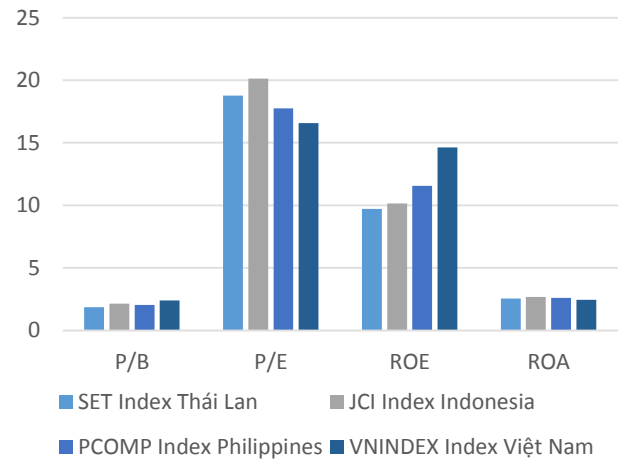
東南亞主要市場走勢比較



東南亞主要市場數據

		Thailand	Indonesia	Philippines	Vietnam
P/B		1.8x	2.2x	2.0x	2.4x
P/E		18.8x	20.1x	17.7x	16.6x
ROE	%	9.73	10.16	11.54	14.63
ROA	%	2.56	2.68	2.59	2.46
Vốn hóa	Tỷ USD	556.64	509.75	188.86	142.49
GTGD	Triệu USD	1.77	0.43	0.07	0.11
LS cổ tức	%	3.05	2.45	1.65	1.84

BloomBerg & YSVN





We Create **Fortune**

元大證券（越南）公司

個人客戶分析部

Nguyễn Thế Minh

研究分析經理

+84 28 3622 6868 ext 3826

minh.nguyen@yuantan.com.vn

Quách Đức Khánh

高級分析專員

+84 28 3622 6868 ext 3833

khanh.quach@yuantan.com.vn

Nguyễn Trịnh Ngọc Hồng

分析專員

+84 28 3622 6868 ext 3832

hong.nguyen@yuantan.com.vn

Phạm Tấn Phát

高級分析專員

+84 28 3622 6868 ext 3832

phat.pham@yuantan.com.vn

Đặng Phi Phôn

分析專員

+84 28 3622 6868 ext

phon.dang@yuantan.com.vn

個人客戶業務部

Nguyễn Thanh Tùng

總公司業務經理

+84 28 3622 6868 ext 3609

tung.nguyen@yuantan.com.vn

Nguyễn Việt Quang

河內分行經理

+84 28 3622 6868 ext 3404

quang.nguyen@yuantan.com.vn

Nguyễn Đức Hoàn

河內南部營業中心經理

+84 28 3622 6868 ext 3409

hoan.nguyen@yuantan.com.vn

Chung Kim Hoa

華人客戶部經理

+84 28 3622 6868 ext 3828

hoa.chung@yuantan.com.vn

Võ Thị Thu Thủy

平陽分行經理

+84 28 3622 6868 ext 3505

thuy.vo@yuantan.com.vn

Võ Đình Tuấn

峴港分行經理

+84 28 3622 6868 ext 3301

tuan.vo@yuantan.com.vn

Phù Vĩnh Quế

堤岸分行經理

+84 28 3622 6868

que.phu@yuantan.com.vn

Bùi Quốc Phong

同奈分行經理

+84 28 3622 6868

phong.bui@yuantan.com.vn



We Create **Fortune**

Appendix A: Important Disclosures

Analyst Certification

Each research analyst primarily responsible for the content of this research report, in whole or in part, certifies that with respect to each security or issuer that the analyst covered in this report: (1) all of the views expressed accurately reflect his or her personal views about those securities or issuers; and (2) no part of his or her compensation was, is, or will be, directly or indirectly, related to the specific recommendations or views expressed by that research analyst in the research report.

Ratings Definitions

BUY: We have a positive outlook on the stock based on our expected absolute or relative return over the investment period. Our thesis is based on our analysis of the company's outlook, financial performance, catalysts, valuation and risk profile. We recommend investors add to their position.

HOLD-Outperform: In our view, the stock's fundamentals are relatively more attractive than peers at the current price. Our thesis is based on our analysis of the company's outlook, financial performance, catalysts, valuation and risk profile.

HOLD-Underperform: In our view, the stock's fundamentals are relatively less attractive than peers at the current price. Our thesis is based on our analysis of the company's outlook, financial performance, catalysts, valuation and risk profile.

SELL: We have a negative outlook on the stock based on our expected absolute or relative return over the investment period. Our thesis is based on our analysis of the company's outlook, financial performance, catalysts, valuation and risk profile. We recommend investors reduce their position.

Under Review: We actively follow the company, although our estimates, rating and target price are under review.

Restricted: The rating and target price have been suspended temporarily to comply with applicable regulations and/or Yuanta policies.

Note: Yuanta research coverage with a Target Price is based on an investment period of 12 months. Greater China Discovery Series coverage does not have a formal 12 month Target Price and the recommendation is based on an investment period specified by the analyst in the report.

Global Disclaimer

© 2018 Yuanta. All rights reserved. The information in this report has been compiled from sources we believe to be reliable, but we do not hold ourselves responsible for its completeness or accuracy. It is not an offer to sell or solicitation of an offer to buy any securities. All opinions and estimates included in this report constitute our judgment as of this date and are subject to change without notice.

This report provides general information only. Neither the information nor any opinion expressed herein constitutes an offer or invitation to make an offer to buy or sell securities or other investments. This material is prepared for general circulation to clients and is not intended to provide tailored investment advice and does not take into account the individual financial situation and objectives of any specific person who may receive this report. Investors should seek financial advice regarding the appropriateness of investing in any securities, investments or investment strategies discussed or recommended in this report. The information contained in this report has been compiled from sources believed to be reliable but no representation or warranty, express or implied, is made as to its accuracy, completeness or correctness. This report is not (and should not be construed as) a solicitation to act as securities broker or dealer in any jurisdiction by any person or company that is not legally permitted to carry on such business in that jurisdiction.

Yuanta research is distributed in the United States only to Major U.S. Institutional Investors (as defined in Rule 15a-6 under the Securities Exchange Act of 1934, as amended and SEC staff interpretations thereof). All transactions by a US person in the securities mentioned in this report must be effected through a registered broker-dealer under Section 15 of the Securities Exchange Act of 1934, as amended. Yuanta research is distributed in Taiwan by Yuanta Securities Investment Consulting. Yuanta research is distributed in Hong Kong by Yuanta Securities (Hong Kong) Co. Limited, which is licensed in Hong Kong by the Securities and Futures Commission for regulated activities, including Type 4 regulated activity (advising on securities). In Hong Kong, this research report may not be redistributed, retransmitted or disclosed, in whole or in part or any form or manner, without the express written