

當日期貨市場：支撐區的積極反應。

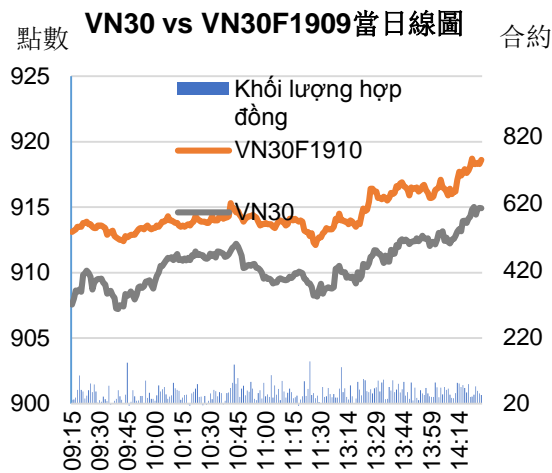
2019/10/08

合約走勢

收盤 +/- 成交量 到期日

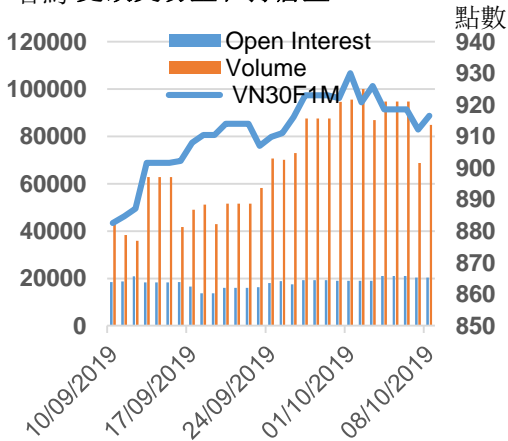
單位	點數	點數	合約	日期
VN30F1910	916.6	4.4	84,929	17/10
VN30F1911	917.3	5.2	393	21/11
VN30F1912	915.1	5.0	53	19/12
VN30F2003	913.5	2.7	24	19/03

源自：Bloomberg - YSVN



源自：Bloomberg - YSVN

合約 更改交易量和持倉量 VN30F1M



源自：Bloomberg - YSVN

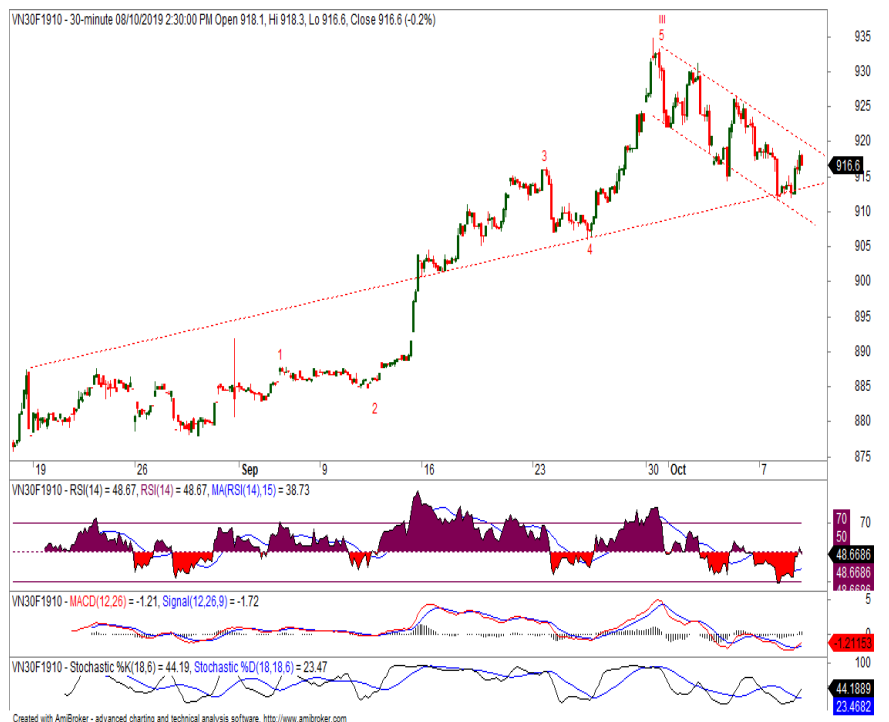
技術信號

- VN30F1910 在約 912 點的支撐區有了積極反應。這是有許多技術支持因素的區域，例如價格通道和 38.2% Fibonacci Retracement。
- 指標均給出上漲的信號當 MACD 的 1 小時框架給出買進的信號和 Stochastic Oscillator (18,18,6) 在接近超賣門檻後也給出購買的信號。VN30F1910 明天將需要小幅修正回到 915.3-916.2 點的支撐區相當前一交易天的舊底部，然後才能繼續該趨勢。

投資策略

- 當天策略 (Intraday)：投資者在 916.2 點開買口，停損在 913.4 點，目標為 921 點。當價格上漲超過該水平以上，投資者可維持買口。
- 主要短期趨勢策略 (Daily)：短期投資者應繼續觀察。

趨勢	VN30F1909-Daily	VN30F1909-1H
短期	上漲	上漲
支撐 1	906	910
支撐 2	900	906
阻力 1	935	920
阻力 2	940	928



Pham Tan Phat

高級分析專員

Email: [phat.pham@yuanta.com.vn](mailto:phat.pham@yuanta.com.vn)

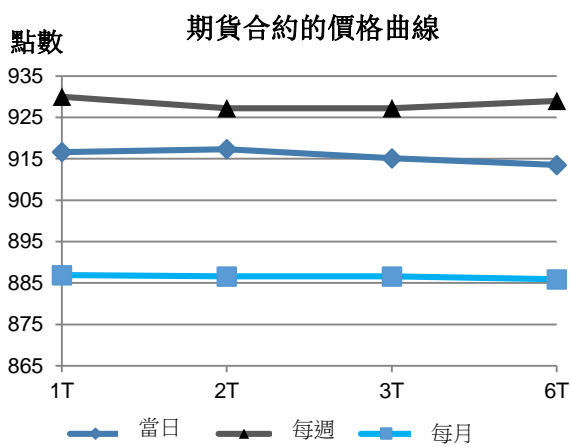
Phone: (084) 28 3622 6868 ext 3880



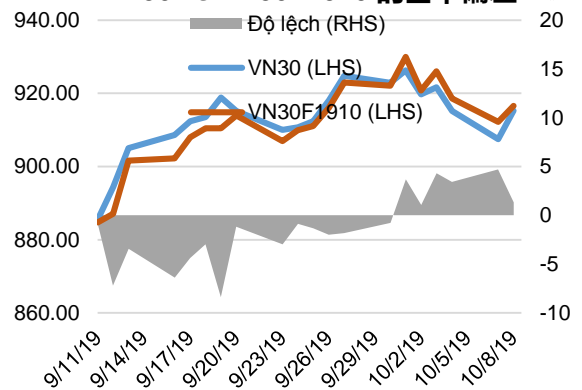
We Create Fortune

期貨合約

	收盤價	+/-	+/- %	成交量	+/- %	Fair Value	最後清算日	剩餘時間
	單位：點	點	%	合約		單位：點		日
VN30 Index	915.3	7.8	0.9%	0				
VN30F1910	916.6	4.4	0.5%	84,929	23.36%	917	17/10/2019	10
VN30F1911	917.3	5.2	0.6%	393	28.43%	925	21/11/2019	45
VN30F1912	915.1	5.0	0.5%	53	-53.51%	932	19/12/2019	73
VN30F2003	913.5	2.7	0.3%	24	-17.24%	953	19/03/2020	164



點數 VN30 vs VN30F1910 的基本偏差點數



上漲排名/ 前 5 檔	影響 點數	下跌排名/ 前 5 檔	影響 點數
HPG	1.39	VHM	-0.20
TCB	1.27	VRE	-0.15
STB	1.19	GMD	-0.15
VCB	0.95	SAB	-0.15
MWG	0.80	EIB	-0.15

股價上漲 前 5 檔	%	股價下跌 前 5 檔	%
STB	4.76	GMD	-1.48
DPM	2.82	GAS	-0.79
HPG	2.82	VRE	-0.79
VCB	2.78	CTD	-0.66
REE	2.70	EIB	-0.59



We Create Fortune

VN30 指數股票名單

股票代碼	企業名稱	產業	比重	收盤價	資本	PER	PBR	3個月成交量	外資持股	52週走高	52週走低
		單位	%	VND	Tỷ VND	x	x	000 cp	%	VND	VND
BID	越南投資與發展商業股份銀行	金融	1.1%	41,100	140,509	19.7	2.6	1,377	3%	41,650	27,600
CTD	Coteccons 建築股份公司	工業	0.6%	90,600	6,912	6.7	0.9	84	49%	168,500	90,100
CTG	越南工商股份銀行	金融	0.9%	20,750	77,261	14.1	1.1	2,661	30%	27,250	17,700
BVH	Bao Viet (保越) 集團	金融	0.8%	71,900	50,394	47.8	3.3	184	25%	104,000	70,700
DPM	油氣化學原料 - 化肥股份公司	原材料	0.3%	14,600	5,713	17.1	0.7	395	19%	23,700	12,600
EIB	越南進出口貿易股份銀行	金融	2.7%	16,800	20,654	38.7	1.3	117	30%	19,100	13,100
FPT	FPT 發展投資工藝股份公司	CNTT	4.6%	56,100	38,051	12.9	2.9	1,738	49%	59,500	36,364
GAS	越南氣體總公司 - 股份公司	公用服務	1.5%	99,900	191,204	16.5	4.3	305	4%	121,100	82,400
GMD	Gemadept 運輸股份公司	工業	1.1%	26,600	7,898	14.1	1.3	617	49%	29,900	23,800
HDB	胡志明市發展商業股份銀行	金融	2.9%	27,600	27,076	9.5	1.7	1,465	24%	38,000	24,450
HPG	Hoa Phat (和發) 集團股份公司	原材料	5.5%	21,900	60,468	7.9	1.4	5,327	38%	32,115	20,300
MBB	軍隊貿易股份銀行	金融	4.7%	22,700	51,812	7.6	1.5	4,773	20%	23,150	16,713
MSN	Masan 集團股份公司	必需消費品	5.5%	76,900	89,892	23.3	2.9	457	40%	92,000	71,000
MWG	世界移動通信投資股份公司	非必需消費品	5.4%	123,000	54,457	15.6	5.2	881	49%	129,500	78,452
NVL	Nova 房地產投資集團股份公司	房地產	3.5%	62,600	58,246	17.5	2.9	458	7%	74,700	53,700
PNJ	Phu Nhuan (富潤) 珠寶股份公司	非必需消費品	2.2%	79,700	17,738	16.9	4.3	648	49%	89,300	64,800
REE	冷機電股份公司	工業	1.0%	38,000	11,782	7.2	1.2	1,040	49%	40,150	29,450
ROS	FLC Faros 建築股份公司	工業	0.7%	25,850	14,672	72.0	2.5	13,540	3%	43,500	24,850
SAB	Sai Gon (西貢) 飲料-酒-啤酒股份公司	必需消費品	2.8%	258,500	165,771	38.4	9.5	25	63%	291,000	212,000
SBT	Bien Hoa - Thanh Thanh Cong (邊和 - 成成功) 股份公司	必需消費品	0.7%	17,900	9,400	33.0	1.6	1,372	6%	21,557	15,400
SSI	SSI 西貢證券股份公司	金融	1.0%	21,400	10,872	10.7	1.2	1,628	57%	32,850	20,600
STB	西貢商信銀行 (sacombank)	金融	2.9%	11,000	19,840	9.1	0.8	3,261	13%	13,950	10,000
TCB	越南技商股份銀行 (Techcombank)	金融	8.1%	23,550	82,345	9.4	1.5	2,176	23%	30,100	19,900
VCB	越南外商貿易股份銀行	金融	3.8%	85,100	315,625	18.0	4.1	835	24%	85,300	51,000
VHM	Vinhomes 股份公司	房地產	4.8%	88,600	296,767	19.7	6.9	555	15%	96,700	60,000
VIC	Vingroup 集團股份公司	房地產	7.5%	117,100	391,809	71.3	4.7	400	15%	126,500	89,800
VJC	Vietjet 越捷航空股份公司	工業	5.7%	137,400	71,975	13.9	5.3	683	20%	145,000	107,300
VNM	越南牛奶股份公司	必需消費品	9.9%	129,000	224,638	23.6	7.9	786	59%	152,600	111,500
VPB	Viet Nam Thinh Vuong (越南繁榮) 貿易股份銀行	金融	5.8%	22,000	54,048	7.4	1.4	2,107	23%	25,750	17,500
VRE	Vincom Retail 股份公司	房地產	2.1%	31,250	72,776	30.3	2.6	1,865	32%	39,950	26,700



We Create **Fortune**

## 元大證券（越南）公司

### 個人客戶分析部

**Nguyễn Th ê Minh**

研究分析經理

+84 28 3622 6868 ext 3826

minh.nguyen@yuanta.com.vn

**Quách Đức Khánh**

高級分析專員

+84 28 3622 6868 ext 3833

khanh.quach@yuanta.com.vn

**Phạm Tấn Phát**

高級分析專員

+84 28 3622 6868 ext 3880

phat.pham@yuanta.com.vn

**Nguyễn Trịnh Ngọc Hồng**

分析專員

+84 28 3622 6868 ext 3832

hong.nguyen@yuanta.com.vn

### 個人客戶業務部

**Nguyễn Thanh Tùng**

總公司業務經理

+84 28 3622 6868 ext 3609

tung.nguyen@yuanta.com.vn

**Chung Kim Hoa**

華人客戶部經理

+84 28 3622 6868 ext 3828

hoa.chung@yuanta.com.vn

**Phù Vĩnh Qu ê**

堤岸分行經理

+84 28 3622 6868

que.phu@yuanta.com.vn

**Nguyễn Việt Quang**

河內分行經理

+84 28 3622 6868 ext 3404

quang.nguyen@yuanta.com.vn

**Võ Thị Thu Thủy**

平陽分行經理

+84 28 3622 6868 ext 3505

thuy.vo@yuanta.com.vn

**Bùi Quốc Phong**

同奈分行經理

+84 28 3622 6868

phong.bui@yuanta.com.vn

**Nguyễn Đức Hoàn**

河內南部營業中心經理

+84 28 3622 6868 ext 3409

hoan.nguyen@yuanta.com.vn

**Võ Đình Tuấn**

峴港分行經理

+84 28 3622 6868 ext 3301

tuan.vo@yuanta.com.vn



We Create **Fortune**

## Appendix A: Important Disclosures

### Analyst Certification

Each research analyst primarily responsible for the content of this research report, in whole or in part, certifies that with respect to each security or issuer that the analyst covered in this report: (1) all of the views expressed accurately reflect his or her personal views about those securities or issuers; and (2) no part of his or her compensation was, is, or will be, directly or indirectly, related to the specific recommendations or views expressed by that research analyst in the research report.

### Ratings Definitions

**BUY:** We have a positive outlook on the stock based on our expected absolute or relative return over the investment period. Our thesis is based on our analysis of the company's outlook, financial performance, catalysts, valuation and risk profile. We recommend investors add to their position.

**HOLD-Outperform:** In our view, the stock's fundamentals are relatively more attractive than peers at the current price. Our thesis is based on our analysis of the company's outlook, financial performance, catalysts, valuation and risk profile.

**HOLD-Underperform:** In our view, the stock's fundamentals are relatively less attractive than peers at the current price. Our thesis is based on our analysis of the company's outlook, financial performance, catalysts, valuation and risk profile.

**SELL:** We have a negative outlook on the stock based on our expected absolute or relative return over the investment period. Our thesis is based on our analysis of the company's outlook, financial performance, catalysts, valuation and risk profile. We recommend investors reduce their position.

**Under Review:** We actively follow the company, although our estimates, rating and target price are under review.

**Restricted:** The rating and target price have been suspended temporarily to comply with applicable regulations and/or Yuanta policies.

Note: Yuanta research coverage with a Target Price is based on an investment period of 12 months. Greater China Discovery Series coverage does not have a formal 12 month Target Price and the recommendation is based on an investment period specified by the analyst in the report.

### Global Disclaimer

© 2018 Yuanta. All rights reserved. The information in this report has been compiled from sources we believe to be reliable, but we do not hold ourselves responsible for its completeness or accuracy. It is not an offer to sell or solicitation of an offer to buy any securities. All opinions and estimates included in this report constitute our judgment as of this date and are subject to change without notice.

This report provides general information only. Neither the information nor any opinion expressed herein constitutes an offer or invitation to make an offer to buy or sell securities or other investments. This material is prepared for general circulation to clients and is not intended to provide tailored investment advice and does not take into account the individual financial situation and objectives of any specific person who may receive this report. Investors should seek financial advice regarding the appropriateness of investing in any securities, investments or investment strategies discussed or recommended in this report. The information contained in this report has been compiled from sources believed to be reliable but no representation or warranty, express or implied, is made as to its accuracy, completeness or correctness. This report is not (and should not be construed as) a solicitation to act as securities broker or dealer in any jurisdiction by any person or company that is not legally permitted to carry on such business in that jurisdiction.

Yuanta research is distributed in the United States only to Major U.S. Institutional Investors (as defined in Rule 15a-6 under the Securities Exchange Act of 1934, as amended and SEC staff interpretations thereof). All transactions by a US person in the securities mentioned in this report must be effected through a registered broker-dealer under Section 15 of the Securities Exchange Act of 1934, as amended. Yuanta research is distributed in Taiwan by Yuanta Securities Investment Consulting. Yuanta research is distributed in Hong Kong by Yuanta Securities (Hong Kong) Co. Limited, which is licensed in Hong Kong by the Securities and Futures Commission for regulated activities, including Type 4 regulated activity (advising on securities). In Hong Kong, this research report may not be redistributed, retransmitted or disclosed, in whole or in part or any form or manner, without the express written