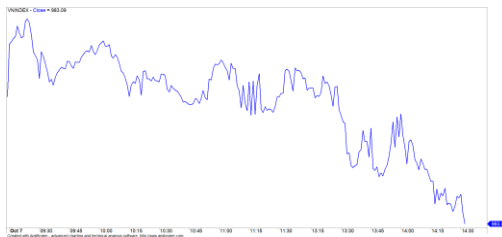


市場走勢 2019/9/20

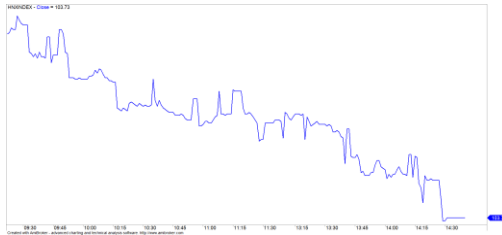
市場指數	VNI	HNI	UPCOM
收盤	983.09	103.73	56.85
%日	-0.46%	-1.36%	-0.14%
%週	-1.35%	-1.26%	0.12%
%月	0.92%	2.78%	0.16%
%年	-2.51%	-9.54%	5.20%
成交值(十億盾)			
當日	3,750	444	162
日均量/週	4,327	372	224
日均量/月	4,059	381	244
外資進出			
買進	304.91	12.72	41.97
賣出	350.37	12.54	34.75
買賣超	-45.47	0.18	7.23
市場漲跌家數			
上漲	122	47	164
下跌	164	72	114
持平	100	249	621
市場指標			
P/E	16.68	9.32	18.78
總市值 (兆盾)	3,349	192	981
股息殖利 率	1.39%	3.94%	5.26%

資料源: Bloomberg – YSVN

VNINDEX



HNIINDEX



市場走勢

市場連續二個交易日下跌，VN 指數下跌 0.46%，收於 983.09 點。HNX 指數下跌 1.36%，收於 103.76 點。Upcom 指數下跌 0.14%，收於 56.87 點。三大市場的交易價值保持在超過 3 兆 5700 億越南盾的較高水平。

在早盤的窄幅波動後，午盤時市場就強勁下跌。VN30 指數被強勁拋售，下跌了 -0.84%。GMD，MBB，MSN，MWG，NVL，PNJ，REE，VPB，VRE，BVH 均下跌超過 1%。GAS (+ 0.2%)，STB (+1%)，VNM (+ 0.4%) 等藍籌股保持綠漲。中型和小型股也下跌，VN30 指數下跌 -0.63%，VNSML 指數也下跌 -0.43%。ASM (+ 6.4%)，IDI (+ 1.9%)，LDG (+ 1.3%) 是在該組合中有良好的漲幅的股碼。

外資已連續九個交易日賣超，但賣壓減少至 380 億越南盾。主要拋售 HPG (143 億越南盾) 和 DIG (142 億越南盾)。集中購買，VCB (149 億越南盾) 和 VNM (137 億越南盾)。

短線市場觀點

我們認為市場可能會繼續“橫盤整理”在 VN 指數約 988 點。同時，市場仍處於積累期，因此未來幾個交易日中市場可能不會跌破 980 點，分化程度可能會繼續。此外，庫存比例持續下降，短期風險持續上漲，這表明短期策略仍為降低庫存比例。

我們的趨勢指標系統將 VN-Index 和 VN30 的短期趨勢從“上漲”變成“下跌”；並在 HNX-Index 的短期趨勢繼續維持“上漲”，支撐在 103.16 點。因此，我們建議短期投資者可以利用恢復期，以使庫存比例達到建議水平。請注意，投資者不應以低價拋售股票，也不應賣光所有股票，而應按照建議的比例來購買股票。

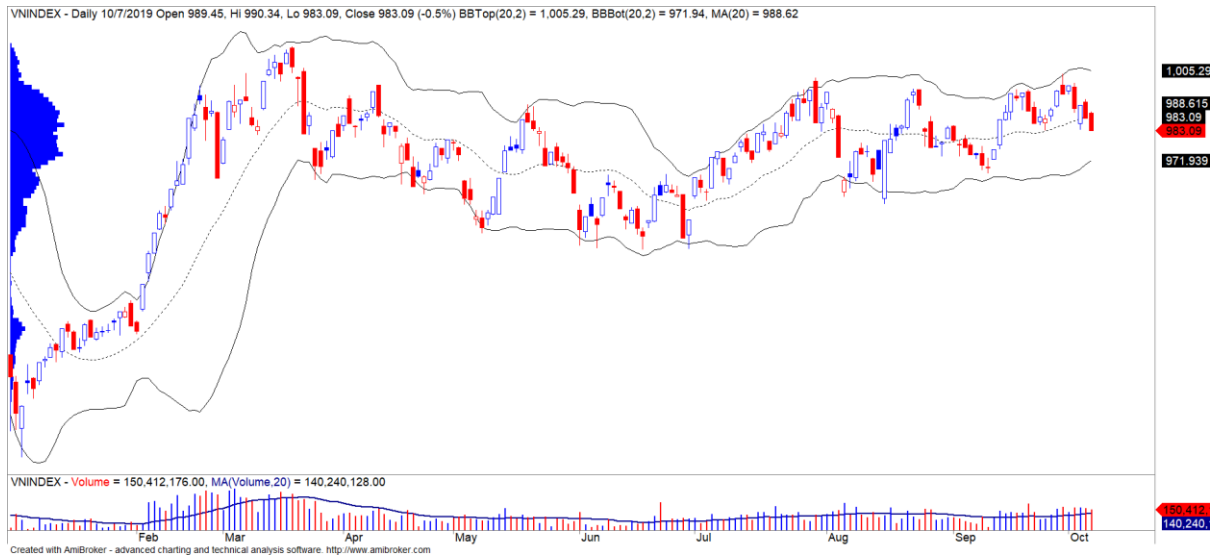
建議短線投資比重：46%股票/ 54%現金

(股票趨勢追蹤圖在下一頁內更新)



We Create **Fortune**

技術分析圖



指數技術分析圖 VN-Index



指數技術分析圖 HNX-Index

指數	短期趨勢	中期趨勢	阻力區 1	阻力區 2	支撐區 1	支撐區 2
VN-Index	GIẢM	TĂNG	988	1,000	976	953
HNX-Index	TĂNG	GIẢM	102.5	108	99	90
VN30	GIẢM	TĂNG	895	935	877	863
VNMidcaps	TĂNG	TĂNG	992	1,030	969	963
VNSmallcaps	GIẢM	TĂNG	835	845	822	804

We Create Fortune

股票趨勢追蹤表

股票	價格	短期趨勢	中期趨勢	短期買進價格	短期停損	暫計短期利潤%	短期訊號	中期買進價格	中期停損	暫計中期利潤%	中期訊號
AAA	14.95	GIẢM	GIẢM		15.76				17.22		
ACB	23.20	GIẢM	GIẢM		24.15				23.85		
ACV	74.50	TĂNG	GIẢM	75.80	72.72	-1.72%			83.54		
ANV	25.50	TĂNG	GIẢM	25.90	25.15	-1.54%			27.58		
ASM	7.98	TĂNG	TĂNG	6.30	7.14	26.67%		7.61	6.46	4.86%	
BFC	14.95	GIẢM	GIẢM		15.26				16.69		
BID	40.40	TĂNG	TĂNG	32.65	39.35	23.74%		33.40	36.62	20.96%	
BMP	53.50	TĂNG	TĂNG	51.80	50.51	3.28%		48.30	45.90	10.77%	
BSR	9.30	GIẢM	GIẢM		10.00				10.51		
BVH	70.70	GIẢM	GIẢM		76.73				79.61		
BWE	26.00	TĂNG	TĂNG	26.65	25.80	-2.44%		20.00	25.45	30.00%	
CEO	9.90	TĂNG	GIẢM	10.30	9.79	-3.88%			11.06		
CII	24.45	TĂNG	TĂNG	21.40	22.39	14.25%		24.45	22.49	0.00%	MUA
CMG	37.40	GIẢM	TĂNG		38.67			23.20	34.96	61.21%	
CMX	25.10	GIẢM	GIẢM		25.26				32.25		
CSM	14.90	GIẢM	TĂNG		15.10			14.39	14.22	3.54%	
CTD	91.20	GIẢM	GIẢM		97.16				104.50		
CTG	20.55	GIẢM	GIẢM		21.49				21.90		
CTG	20.55	GIẢM	GIẢM		21.49				21.90		
CTR	47.70	TĂNG	N/A	46.50	43.68	2.58%		-	N/A		
CVT	22.55	TĂNG	TĂNG	21.25	22.29	6.12%		20.35	19.04	10.81%	
DCM	7.40	GIẢM	TĂNG		7.57			8.54	7.15	-13.35%	
DGC	26.80	TĂNG	GIẢM	27.80	26.08	-3.60%			30.50		
DGW	25.30	TĂNG	TĂNG	24.60	23.83	2.85%		23.50	22.12	7.66%	
DHA	30.90	GIẢM	GIẢM		32.81				34.96		
DHC	34.30	TĂNG	GIẢM	33.00	33.48	3.94%			35.33		
DHG	91.80	GIẢM	GIẢM		94.32				99.56		
DIG	14.80	TĂNG	TĂNG	14.25	14.26	3.86%		13.90	12.65	6.47%	
DPG	46.50	TĂNG	GIẢM	47.20	44.84	-1.48%			50.61		
DPM	14.20	TĂNG	GIẢM	13.60	13.21	4.41%			14.62		
DPR	36.45	GIẢM	GIẢM		37.93				41.63		
DQC	18.30	GIẢM	GIẢM		18.62				20.25		
DRC	23.30	GIẢM	TĂNG		24.08			21.60	21.23	7.87%	
DXG	16.20	GIẢM	TĂNG	16.15	16.52	2.31%	BÁN	15.50	14.48	4.52%	
EIB	16.90	GIẢM	GIẢM		17.23				18.05		

We Create Fortune

FCN	12.60	TĂNG	GIẢM	12.65	12.31	-0.40%			13.36		
FMC	27.00	GIẢM	TĂNG		27.65			31.60	26.18	-14.56%	
FPT	55.50	GIẢM	TĂNG	45.20	55.95	23.78%	BÁN	46.00	52.65	20.65%	
GAS	100.70	GIẢM	GIẢM		105.94				109.55		
GEX	22.20	GIẢM	TĂNG		22.58			20.20	20.77	9.90%	
GIL	20.25	TĂNG	GIẢM	21.00	19.51	-3.57%			23.08		
GMD	27.00	GIẢM	TĂNG	27.95	27.01	-3.38%	BÁN	28.50	26.02	-5.26%	
GTN	19.10	GIẢM	TĂNG		19.88			15.00	17.31	27.33%	
GVR	13.50	GIẢM	N/A		14.42				N/A		
HAG	4.50	GIẢM	GIẢM		4.67				5.11		
HAX	17.95	TĂNG	GIẢM	18.35	16.81	-2.18%			21.33		
HBC	13.80	GIẢM	GIẢM	13.70	13.95	1.83%	BÁN		15.19		
HCM	22.40	GIẢM	TĂNG		25.31			23.40	21.08	-4.27%	
HDB	27.40	TĂNG	GIẢM	26.30	27.30	4.18%			27.71		
HDC	23.20	TĂNG	TĂNG	22.15	22.15	4.74%		15.25	18.89	52.13%	
HDG	35.50	TĂNG	TĂNG	35.50	35.03	0.00%		35.30	32.61	0.57%	
HNG	15.20	GIẢM	GIẢM		16.08				18.04		
HPG	21.30	GIẢM	GIẢM		22.30				23.96		
HSG	7.26	TĂNG	GIẢM	6.86	6.91	5.83%			7.42		
HT1	15.60	TĂNG	GIẢM	15.90	15.44	-1.89%			16.70		
HUT	2.30	TĂNG	GIẢM	2.40	2.21	-4.17%			2.71		
HVN	32.65	GIẢM	GIẢM		34.04				37.00		
KBC	14.95	GIẢM	TĂNG		15.40			15.35	14.37	-2.61%	
KDH	25.20	TĂNG	TĂNG	22.90	24.97	10.04%		24.00	23.60	5.00%	
KSB	21.25	GIẢM	TĂNG		22.62			23.90	21.11	-11.09%	
LCG	9.97	TĂNG	GIẢM	9.60	9.54	3.85%			10.47		
LDG	11.50	TĂNG	TĂNG	8.18	10.57	40.59%		9.89	8.90	16.28%	
LHG	16.30	GIẢM	GIẢM		16.91				18.44		
LPB	7.30	GIẢM	GIẢM		7.65				8.25		
LSS	5.31	TĂNG	GIẢM	5.31	5.18	0.00%	MUA		5.62		
MBB	22.40	TĂNG	TĂNG	22.20	22.31	0.90%		21.85	20.62	2.52%	
MPC	24.80	GIẢM	GIẢM		27.29				31.17		
MSN	76.50	GIẢM	GIẢM		79.87				81.93		
MSR	16.20	GIẢM	GIẢM		17.88				18.90		
MWG	121.00	GIẢM	TĂNG	122.40	121.90	-0.41%	BÁN	88.70	113.79	36.41%	
NDN	16.80	GIẢM	TĂNG		17.58			13.70	16.27	22.63%	
NKG	5.83	GIẢM	GIẢM		5.83				6.48		
NLG	28.60	TĂNG	TĂNG	28.60	27.76	0.00%		28.70	26.73	-0.35%	
NT2	23.80	GIẢM	GIẢM		24.54				25.92		

We Create Fortune

NTL	21.60	GIẢM	GIẢM		23.77			26.18		
NVL	62.50	TĂNG	TĂNG	64.00	61.40	-2.34%		63.00	56.68	-0.79%
OIL	10.70	GIẢM	GIẢM		11.39			12.17		
PAC	29.70	TĂNG	GIẢM	28.70	28.30	3.48%		31.05		
PC1	20.00	GIẢM	TĂNG		21.39		21.10	18.48	-5.21%	
PDR	26.10	GIẢM	TĂNG		26.57		29.00	25.01	-10.00%	
PHR	59.70	TĂNG	GIẢM	60.40	57.51	-1.16%		65.37		
PLX	58.20	GIẢM	GIẢM		60.61		62.40	59.59	-4.50%	BÁN
PNJ	79.00	GIẢM	TĂNG		82.93		104.00	78.69	-24.04%	
POW	13.00	TĂNG	GIẢM	12.90	12.34	0.78%		13.98		
PVT	16.75	GIẢM	TĂNG		17.92		18.30	16.28	-8.47%	
PPC	26.05	TĂNG	GIẢM	26.50	25.18	-1.70%		28.66		
PTB	69.40	TĂNG	TĂNG	69.70	68.05	-0.43%	64.00	64.57	8.44%	
PVB	19.00	GIẢM	TĂNG		20.25		20.10	18.62	-5.47%	
PVD	16.80	GIẢM	TĂNG		18.19		18.10	15.96	-7.18%	
PVI	32.70	GIẢM	GIẢM		34.64			37.43		
PVS	18.60	TĂNG	GIẢM	20.70	18.60	-10.14%		21.78		
PXS	4.36	GIẢM	GIẢM		4.73			5.90		
QNS	29.80	GIẢM	TĂNG		30.15		33.80	27.80	-11.83%	
REE	37.00	GIẢM	TĂNG		40.31		33.33	35.23	11.03%	
SAB	260.00	GIẢM	TĂNG		266.23		245.00	257.56	6.12%	
SAM	7.90	TĂNG	TĂNG	7.99	7.58	-1.13%	7.40	7.47	6.76%	
SCR	6.39	GIẢM	GIẢM		6.67			7.01		
SHI	9.00	GIẢM	TĂNG		9.46		6.99	8.30	28.76%	
SJS	15.75	GIẢM	GIẢM		17.05		-	18.93		
SKG	10.70	GIẢM	GIẢM		11.22			12.13		
SSI	21.10	GIẢM	GIẢM	21.65	21.42	-1.07%	BÁN	22.27		
STB	10.50	TĂNG	GIẢM	10.55	10.28	-0.47%		11.09		
TCB	23.15	TĂNG	TĂNG	22.65	22.97	2.21%	22.65	20.86	2.21%	
TCM	23.75	TĂNG	GIẢM	23.00	22.17	3.26%		25.52		
TDH	11.70	TĂNG	TĂNG	9.40	11.04	24.47%	10.15	9.80	15.27%	
TLH	4.43	GIẢM	GIẢM		4.64			4.99		
TNG	18.20	GIẢM	GIẢM		18.80			20.81		
VCB	82.80	TĂNG	TĂNG	80.00	79.40	3.50%	62.00	74.69	33.55%	
VCG	26.50	TĂNG	TĂNG	27.00	25.91	-1.85%	19.20	24.08	38.02%	
VCS	95.50	GIẢM	TĂNG	87.80	102.46	16.70%	BÁN	68.00	87.76	40.44%
VGC	19.00	GIẢM	GIẢM	19.25	19.15	-0.52%	BÁN	20.53		
VGT	9.00	TĂNG	GIẢM	8.90	8.63	1.12%		9.82		
VHC	80.00	TĂNG	GIẢM	80.80	79.90	-0.99%		87.51		

We Create Fortune

VHM	89.00	TĂNG	TĂNG	87.30	87.12	1.95%		90.20	80.36	-1.33%	
VIB	17.90	TĂNG	TĂNG	18.20	17.67	-1.65%		17.70	16.40	1.13%	
VIC	117.00	GIẢM	TĂNG		120.83			112.00	113.76	4.46%	
VIP	5.08	TĂNG	GIẢM	5.15	4.95	-1.36%			5.48		
VJC	137.40	GIẢM	TĂNG		139.00			124.50	130.27	10.36%	
VND	14.00	GIẢM	GIẢM	14.10	14.00	-0.70%	BÁN		15.06		
VNG	21.75	TĂNG	TĂNG	19.10	21.30	13.87%		20.20	19.69	7.67%	
VNM	129.10	TĂNG	TĂNG	124.00	126.17	4.11%		130.10	117.81	-0.77%	
VPB	21.75	TĂNG	TĂNG	19.10	21.74	13.87%		20.30	19.79	7.14%	
VPI	41.10	GIẢM	TĂNG		42.56			41.30	39.68	-0.48%	
VRC	15.60	GIẢM	GIẢM		16.07				16.26		
VRE	31.50	GIẢM	GIẢM		32.82				36.35		
VSC	27.00	GIẢM	GIẢM		28.31				30.94		

LARGECAPS 大型股票趨勢追蹤表

股票	價格	短期趨勢	中期趨勢	短期買進價格	短期停損	暫計短期利潤%	短期訊號	中期買進價格	中期停損	暫計中期利潤%	中期訊號
ACB	23.20	GIẢM	GIẢM		24.15				23.85		
BID	40.40	TĂNG	TĂNG	32.65	39.35	23.74%		33.40	36.62	20.96%	
BSR	9.30	GIẢM	GIẢM		10.00				10.51		
BVH	70.70	GIẢM	GIẢM		76.73				79.61		
CTG	20.55	GIẢM	GIẢM		21.49				21.90		
EIB	16.90	GIẢM	GIẢM		17.23				18.05		
FPT	55.50	GIẢM	TĂNG	45.20	55.95	23.78%	BÁN	41.00	52.65	35.38%	
GAS	100.70	GIẢM	GIẢM		105.94				109.55		
HDB	27.40	TĂNG	GIẢM	26.30	27.30	4.18%			27.71		
HNG	15.20	GIẢM	GIẢM		16.08				18.04		
HPG	21.30	GIẢM	GIẢM		22.30				23.96		
HVN	32.65	GIẢM	GIẢM		34.04				37.00		
KDH	25.20	TĂNG	TĂNG	22.90	24.97	10.04%		24.00	23.60	5.00%	
MBB	22.40	TĂNG	TĂNG	22.20	22.31	0.90%		21.27	20.62	5.31%	
MSN	76.50	GIẢM	GIẢM		79.87				81.93		
MWG	121.00	GIẢM	TĂNG	122.40	121.90	-0.41%	BÁN	88.70	113.79	36.41%	
NVL	62.50	TĂNG	TĂNG	64.00	61.40	-2.34%		63.00	56.68	-0.79%	
OIL	10.70	GIẢM	GIẢM		11.39				12.17		
PLX	58.20	GIẢM	GIẢM		60.61			59.97	59.59	-0.63%	BÁN
PNJ	79.00	GIẢM	TĂNG		82.93			77.88	78.69	1.44%	
POW	13.00	TĂNG	GIẢM	12.90	12.34	0.78%			13.98		

We Create Fortune

PVS	18.60	TĂNG	GIẢM	20.70	18.60	-10.14%			21.78		
QNS	29.80	GIẢM	TĂNG		30.15			33.80	27.80	-11.83%	
REE	37.00	GIẢM	TĂNG		40.31			33.33	35.23	11.03%	
ROS	26.00	TĂNG	GIẢM	27.50	25.24	-5.45%			29.25		
SSI	21.10	GIẢM	GIẢM	21.65	21.42	-1.07%	BÁN		22.27		
STB	10.50	TĂNG	GIẢM	10.55	10.28	-0.47%			11.09		
TCB	23.15	TĂNG	TĂNG	22.65	22.97	2.21%		22.65	20.86	2.21%	
TPB	22.30	TĂNG	GIẢM	22.70	21.57	-1.76%			N/A		
VCB	82.80	TĂNG	TĂNG	80.00	79.40	3.50%		62.00	74.69	33.55%	
VCG	26.50	TĂNG	TĂNG	27.00	25.91	-1.85%		18.44	24.08	43.70%	
VEA	55.00	TĂNG	GIẢM	55.20	53.83	-0.36%			N/A		
VGI	32.30	GIẢM	GIẢM		33.18				N/A		
VHM	89.00	TĂNG	TĂNG	87.30	87.12	1.95%		90.20	80.36	-1.33%	
VIB	17.90	TĂNG	TĂNG	18.20	17.67	-1.65%		17.70	16.40	1.13%	
VIC	117.00	GIẢM	TĂNG		120.83			112.00	113.76	4.46%	
VJC	137.40	GIẢM	TĂNG		139.00			124.50	130.27	10.36%	
VNM	129.10	TĂNG	TĂNG	124.00	126.17	4.11%		130.10	117.81	-0.77%	
VPB	21.75	TĂNG	TĂNG	19.10	21.74	13.87%		20.30	19.79	7.14%	
VRE	31.50	GIẢM	GIẢM		32.82				36.35		

MIDCAPS 中型股票趨勢追蹤表

股票	價格	短期趨勢	中期趨勢	短期買進價格	短期停損	暫計短期利潤%	短期訊號	中期買進價格	中期停損	暫計中期利潤%	中期訊號
AAA	14.95	GIẢM	GIẢM		15.76				17.22		
ANV	25.50	TĂNG	GIẢM	25.90	25.15	-1.54%			27.58		
ASM	7.98	TĂNG	TĂNG	6.30	7.14	26.67%		7.61	6.46	4.86%	
BMP	53.50	TĂNG	TĂNG	51.80	50.51	3.28%		48.30	45.90	10.77%	
BWE	26.00	TĂNG	TĂNG	26.65	25.80	-2.44%		19.44	25.45	33.74%	
C4G	6.00	GIẢM	GIẢM		6.77				8.39		
CEO	9.90	TĂNG	GIẢM	10.30	9.79	-3.88%			11.06		
CII	24.45	TĂNG	TĂNG	21.40	22.39	14.25%		24.45	22.49	0.00%	MUA
CRE	24.85	GIẢM	GIẢM		25.26				25.96		
CTI	24.65	TĂNG	TĂNG	24.00	24.11	2.71%		25.05	24.64	-1.60%	MUA
CTR	47.70	TĂNG	#N/A	46.50	43.68	2.58%		-	#N/A		
DCM	7.40	GIẢM	TĂNG		7.57			8.54	7.15	-13.35%	
DHC	34.30	TĂNG	GIẢM	33.00	33.48	3.94%			35.33		
DIG	14.80	TĂNG	TĂNG	14.25	14.26	3.86%		13.90	12.65	6.47%	
DPM	14.20	TĂNG	GIẢM	13.60	13.21	4.41%			14.62		

We Create Fortune

DRC	23.30	GIẢM	TĂNG		24.08			21.60	21.23	7.87%	
DXG	16.20	GIẢM	TĂNG	16.15	16.52	2.31%	BÁN	15.50	14.48	4.52%	
E1VFN30	15.30	TĂNG	TĂNG	14.62	15.12	4.65%		15.26	14.43	0.26%	
FCN	12.60	TĂNG	GIẢM	12.65	12.31	-0.40%			13.36		
FLC	3.40	GIẢM	GIẢM		3.65				4.02		
FTM	4.44	TĂNG	GIẢM	3.88	3.45	14.43%			6.96		
GEG	27.10	GIẢM	TĂNG		28.16			12.90	24.99	110.08%	
GEX	22.20	GIẢM	TĂNG		22.58			20.20	20.77	9.90%	
GMD	27.00	GIẢM	TĂNG	27.95	27.01	-3.38%	BÁN	28.50	26.02	-5.26%	
GTN	19.10	GIẢM	TĂNG		19.88			15.00	17.31	27.33%	
GVR	13.50	GIẢM	#N/A		14.42			-	#N/A		
HAG	4.50	GIẢM	GIẢM		4.67				5.11		
HBC	13.80	GIẢM	GIẢM	13.70	13.95	1.83%	BÁN		15.19		
HCM	22.40	GIẢM	TĂNG		25.31			23.40	21.08	-4.27%	
HDG	35.50	TĂNG	TĂNG	35.50	35.03	0.00%		35.30	32.61	0.57%	
HPX	26.70	GIẢM	#N/A		26.96			-	#N/A		
HSG	7.26	TĂNG	GIẢM	6.86	6.91	5.83%			7.42		
HT1	15.60	TĂNG	GIẢM	15.90	15.44	-1.89%			16.70		
IBC	20.60	TĂNG	GIẢM	20.60	20.57	0.00%	MUA		21.22		
IDI	7.15	GIẢM	TĂNG		7.44			7.53	6.22	-5.05%	
IJC	16.45	TĂNG	TĂNG	15.70	15.14	4.78%		13.10	13.12	25.57%	
ITA	3.20	TĂNG	TĂNG	3.29	3.09	-2.74%		3.20	2.96	0.00%	
KBC	14.95	GIẢM	TĂNG		15.40			15.35	14.37	-2.61%	
KSB	21.25	GIẢM	TĂNG		22.62			23.90	21.11	-11.09%	
LDG	11.50	TĂNG	TĂNG	8.18	10.57	40.59%		9.89	8.90	16.28%	
LPB	7.30	GIẢM	GIẢM		7.65				8.25		
MBS	14.70	GIẢM	TĂNG		15.71			16.00	14.25	-8.13%	
MPC	24.80	GIẢM	GIẢM		27.29				31.17		
NBB	21.50	TĂNG	GIẢM	20.85	19.83	3.12%			22.02		
NKG	5.83	GIẢM	GIẢM		5.83				6.48		
NLG	28.60	TĂNG	TĂNG	28.60	27.76	0.00%		28.70	26.73	-0.35%	
NT2	23.80	GIẢM	GIẢM		24.54				25.92		
NTC	162.70	TĂNG	GIẢM	168.90	157.51	-3.67%			189.63		
NTL	21.60	GIẢM	GIẢM		23.77				26.18		
NVB	8.50	TĂNG	TĂNG	7.60	7.87	11.84%		8.50	6.97	0.00%	
OGC	3.78	GIẢM	GIẢM		3.98				4.31		
PC1	20.00	GIẢM	TĂNG		21.39			19.30	18.48	3.63%	
PDR	26.10	GIẢM	TĂNG		26.57			23.60	25.01	10.62%	

We Create Fortune

PHR	59.70	TĂNG	GIẢM	60.40	57.51	-1.16%			65.37		
PPC	26.05	TĂNG	GIẢM	26.50	25.18	-1.70%			28.66		
PTB	69.40	TĂNG	TĂNG	69.70	68.05	-0.43%		60.78	64.57	14.18%	
PVD	16.80	GIẢM	TĂNG		18.19			18.10	15.96	-7.18%	
PVI	32.70	GIẢM	GIẢM		34.64				37.43		
PVT	16.75	GIẢM	TĂNG		17.92			18.30	16.28	-8.47%	
QCG	4.45	GIẢM	GIẢM		4.74				5.28		
SAM	7.90	TĂNG	TĂNG	7.99	7.58	-1.13%		7.40	7.47	6.76%	
SBT	17.80	TĂNG	TĂNG	16.50	17.42	7.88%		17.50	16.44	1.71%	
SCR	6.39	GIẢM	GIẢM		6.67				7.01		
SHB	6.50	TĂNG	GIẢM	6.60	6.36	-1.52%			6.86		
SHS	8.20	TĂNG	TĂNG	7.40	7.99	10.81%		8.40	6.61	-2.38%	
SJS	15.75	GIẢM	GIẢM		17.05				18.93		
STK	18.90	GIẢM	GIẢM		19.64				23.26		
SZC	18.30	GIẢM	#N/A		19.76			-	#N/A		
TCH	23.60	TĂNG	TĂNG	22.05	22.96	7.03%		22.50	21.53	4.89%	
TCM	23.75	TĂNG	GIẢM	23.00	22.17	3.26%			25.52		
TNG	18.20	GIẢM	GIẢM		18.80				20.81		
TTB	23.10	GIẢM	TĂNG		23.46			24.50	22.71	-5.71%	
VCI	33.60	GIẢM	TĂNG	34.50	33.85	-1.90%	BÁN	36.00	30.89	-6.67%	
VGT	9.00	TĂNG	GIẢM	8.90	8.63	1.12%			9.82		
VHC	80.00	TĂNG	GIẢM	80.80	79.90	-0.99%			87.51		
VND	14.00	GIẢM	GIẢM	14.10	14.00	-0.70%	BÁN		15.06		
VNG	21.75	TĂNG	TĂNG	19.10	21.30	13.87%		20.20	19.69	7.67%	
VPI	41.10	GIẢM	TĂNG		42.56			41.30	39.68	-0.48%	

MALLCAPS 小型股票趨勢追蹤表

股票	價格	短期趨勢	中期趨勢	短期買進價格	短期停損	暫計短期利潤%	短期訊號	中期買進價格	中期停損	暫計中期利潤%	中期訊號
AAV	9.10	GIẢM	#N/A		9.58			16.85	#N/A	#N/A	
AGR	4.39	TĂNG	TĂNG	4.55	4.21	-3.52%		3.99	4.34	10.03%	
AMD	1.48	GIẢM	GIẢM		1.56				1.75		
APG	8.74	GIẢM	TĂNG		9.34			9.90	7.90	-11.72%	
ART	1.90	TĂNG	GIẢM	2.00	1.76	-5.00%			2.25		
BCC	7.30	GIẢM	GIẢM		7.79				8.55		
BCG	7.84	GIẢM	TĂNG		8.69			6.39	7.30	22.69%	
C69	27.00	TĂNG	TĂNG	18.30	25.54	47.54%		5.30	22.95	409.43%	

We Create Fortune

CCL	8.40	GIẢM	GIẢM		8.94			3.46	8.93	158.03%	BÁN
CRC	14.55	GIẢM	GIẢM		15.82			18.90	15.04	-20.40%	BÁN
CVT	22.55	TĂNG	TĂNG	21.25	22.29	6.12%		20.35	19.04	10.81%	
DAG	6.40	GIẢM	TĂNG		6.71			7.09	6.22	-9.73%	
DAH	9.80	GIẢM	GIẢM		10.21				12.06		
DGW	25.30	TĂNG	TĂNG	24.60	23.83	2.85%		23.50	22.12	7.66%	
DLG	1.49	GIẢM	GIẢM		1.58				1.65		
DRH	7.10	GIẢM	GIẢM		7.48				7.76		
DTD	14.90	GIẢM	TĂNG		16.12			12.90	14.20	15.50%	
EVG	2.57	GIẢM	GIẢM	2.80	2.58	-7.99%	BÁN		2.99		
FIT	3.50	TĂNG	TĂNG	3.59	3.34	-2.51%		3.64	3.03	-3.85%	
GKM	15.10	TĂNG	GIẢM	15.00	14.73	0.67%			15.54		
HAH	13.95	GIẢM	TĂNG		14.97			13.00	13.89	7.31%	
HAI	1.60	GIẢM	GIẢM		1.65				1.85		
HAP	3.37	GIẢM	TĂNG		3.42			3.67	3.25	-8.17%	
HAR	3.54	GIẢM	GIẢM	3.56	3.57	0.32%	BÁN		3.88		
HCD	3.43	TĂNG	GIẢM	3.56	3.33	-3.65%			3.95		
HDA	11.00	TĂNG	GIẢM	11.20	10.66	-1.79%			12.07		
HDC	23.20	TĂNG	TĂNG	22.15	22.15	4.74%		15.25	18.89	52.13%	
HHP	11.90	GIẢM	GIẢM		12.11				13.53		
HHS	3.16	TĂNG	GIẢM	3.04	3.02	3.95%			3.20		
HII	11.85	GIẢM	GIẢM		12.14				12.29		
HQC	1.16	TĂNG	GIẢM	1.16	1.14	0.00%	MUA		1.32		
HSL	7.76	GIẢM	TĂNG		8.38			9.84	7.71	-21.14%	
HUT	2.30	TĂNG	GIẢM	2.40	2.21	-4.17%			2.71		
HVG	2.78	GIẢM	GIẢM		3.05				3.75		
HVH	18.30	GIẢM	#N/A		18.65				#N/A		
JVC	3.86	TĂNG	TĂNG	3.86	3.63	0.00%	MUA	3.10	2.75	24.52%	
KLF	1.20	GIẢM	GIẢM		1.37				1.49		
KMR	2.53	GIẢM	GIẢM		2.61				2.87		
LCG	9.97	TĂNG	GIẢM	9.60	9.54	3.85%			10.47		
LGL	10.35	GIẢM	TĂNG		10.96			7.11	9.49	45.51%	
LHG	16.30	GIẢM	GIẢM		16.91				18.44		
LMH	13.90	GIẢM	#N/A		14.06			-	#N/A		
MST	3.40	TĂNG	TĂNG	2.80	3.21	21.43%		3.40	2.58	0.00%	
NDN	16.80	GIẢM	TĂNG		17.58			13.10	16.27	28.20%	
PHC	13.95	TĂNG	TĂNG	13.30	13.31	4.89%		14.20	13.46	-1.76%	MUA
PVB	19.00	GIẢM	TĂNG		20.25			20.10	18.62	-5.47%	
PVC	6.70	TĂNG	TĂNG	7.30	6.54	-8.22%		7.10	6.30	-5.63%	



We Create Fortune

PXL	4.70	GIẢM	GIẢM		5.26			6.42		
PXS	4.36	GIẢM	GIẢM		4.73			5.90		
QBS	3.11	GIẢM	GIẢM		3.20			3.36		
SFG	7.05	GIẢM	GIẢM		7.37			8.96		
SHI	9.00	GIẢM	TĂNG		9.46		6.23	8.30	44.40%	
SJF	2.42	GIẢM	GIẢM		2.64			3.30		
SKG	10.70	GIẢM	GIẢM		11.22			12.13		
TDH	11.70	TĂNG	TĂNG	9.40	11.04	24.47%	10.15	9.80	15.27%	
TIG	4.30	TĂNG	TĂNG	3.40	3.96	26.47%	3.20	3.12	34.38%	
TLD	4.50	GIẢM	GIẢM		4.82			5.81		
TLH	4.43	GIẢM	GIẢM		4.64			4.99		
TNI	10.25	TĂNG	GIẢM	10.30	10.19	-0.49%		11.25		
TTF	2.82	GIẢM	GIẢM		2.89			3.34		
TTH	3.00	GIẢM	GIẢM		3.08			3.34		
TVB	16.00	GIẢM	GIẢM		16.94			18.55		
TVC	16.10	GIẢM	TĂNG		16.77		14.30	14.38	12.59%	
VC3	23.50	TĂNG	TĂNG	23.20	22.93	1.29%	22.00	21.94	6.82%	
VCR	17.10	GIẢM	GIẢM		21.55			25.98		
VNE	3.39	TĂNG	GIẢM	3.35	3.25	1.19%		3.70		
VPG	22.40	TĂNG	TĂNG	21.40	22.27	4.67%	20.46	20.11	9.51%	
VRC	15.60	GIẢM	GIẢM		16.07			16.26		
YBM	6.59	GIẢM	GIẢM		7.36			11.71		



We Create Fortune

胡志明市交易所 (HSX)

	收盤	漲跌%
VNI	983.09	-0.46%
VN30	907.5	-0.84%
VN Mid	976.07	-0.63%
VN Small	804.13	-0.43%

河內交易所 (HSX)

	收盤	漲跌%
HNI	103.73	-1.36%
HN30	187.42	-2.02%
VNX AllSh	875.17	-0.73%

UPCOM 市場 (UPCoM)

	收盤	漲跌%
UPCoM	56.85	-0.14%

外資交易	成交值(十億盾)	
買進	304.91	
賣出	350.37	
買超/賣超	-45.47	

外資交易	成交值(十億盾)	
買進	12.72	
賣出	12.54	
買超/賣超	0.18	

外資交易	成交值(十億盾)	
買進	41.97	
賣出	34.75	
買超/賣超	7.23	

上漲排名/股碼	漲跌(VND)	漲跌%
ASM	480	6.40%
TDC	450	4.98%
AST	2400	3.59%
TNA	500	3.45%
IJC	300	1.86%

上漲排名/股碼	漲跌(VND)	漲跌%
TVC	100	0.63%
VC3	100	0.43%
L14	200	0.32%
DP3	0	0.00%
HHC	0	0.00%

上漲排名/股碼	漲跌(VND)	漲跌%
NHH	1900	5.18%
HTM	200	1.27%
BSR	100	1.09%
QNS	100	0.34%
VEA	100	0.18%

下跌排名/股碼	漲跌(VND)	漲跌%
SZL	-2800	-5.86%
CVT	-950	-4.04%
NTL	-800	-3.57%
HCM	-800	-3.45%
SHI	-300	-3.23%

下跌排名/股碼	漲跌(VND)	漲跌%
VCS	-10600	-9.99%
VCR	-1700	-9.04%
VIX	-300	-5.00%
SHS	-400	-4.65%
PVI	-900	-2.68%

下跌排名/股碼	漲跌(VND)	漲跌%
VIB	-700	-3.76%
SIP	-3100	-3.13%
GVR	-400	-2.88%
NTC	-3800	-2.28%
MPC	-500	-1.98%

*備註：市值>5,000 億盾；成交值>15 億盾

市值排名/股碼	十億盾	
VIC	391,474	
VCB	307,095	
VHM	298,107	
VNM	224,812	
GAS	192,735	

市值排名/股碼	十億盾	
ACB	37,615	
VCS	15,280	
VCG	11,705	
PVS	8,890	
SHB	7,820	

市值排名/股碼	十億盾	
ACV	164,098	
VGI	98,823	
VEA	72,850	
GVR	54,684	
MCH	52,021	

交易量排名/股碼	成交值	30 日均
ROS	22,602,580	20,152,369
FLC	9,853,890	3,136,668
VPB	7,126,920	4,497,314
ASM	6,595,440	3,050,797
GEX	5,992,662	1,733,169

交易量排名/股碼	成交值	30 日均
VIX	5,169,260	670,481
ACB	2,047,592	2,549,263
PVS	1,926,713	2,364,140
SHB	1,861,455	4,394,124
VC3	1,459,251	455,523

交易量排名/股碼	成交值	30 日均
VIB	1,518,344	1,038,858
BSR	1,288,230	1,817,002
PXL	672,260	475,983
HTM	509,410	346,096
GVR	395,856	560,012

資料源: Bloomberg & Yuanta Research

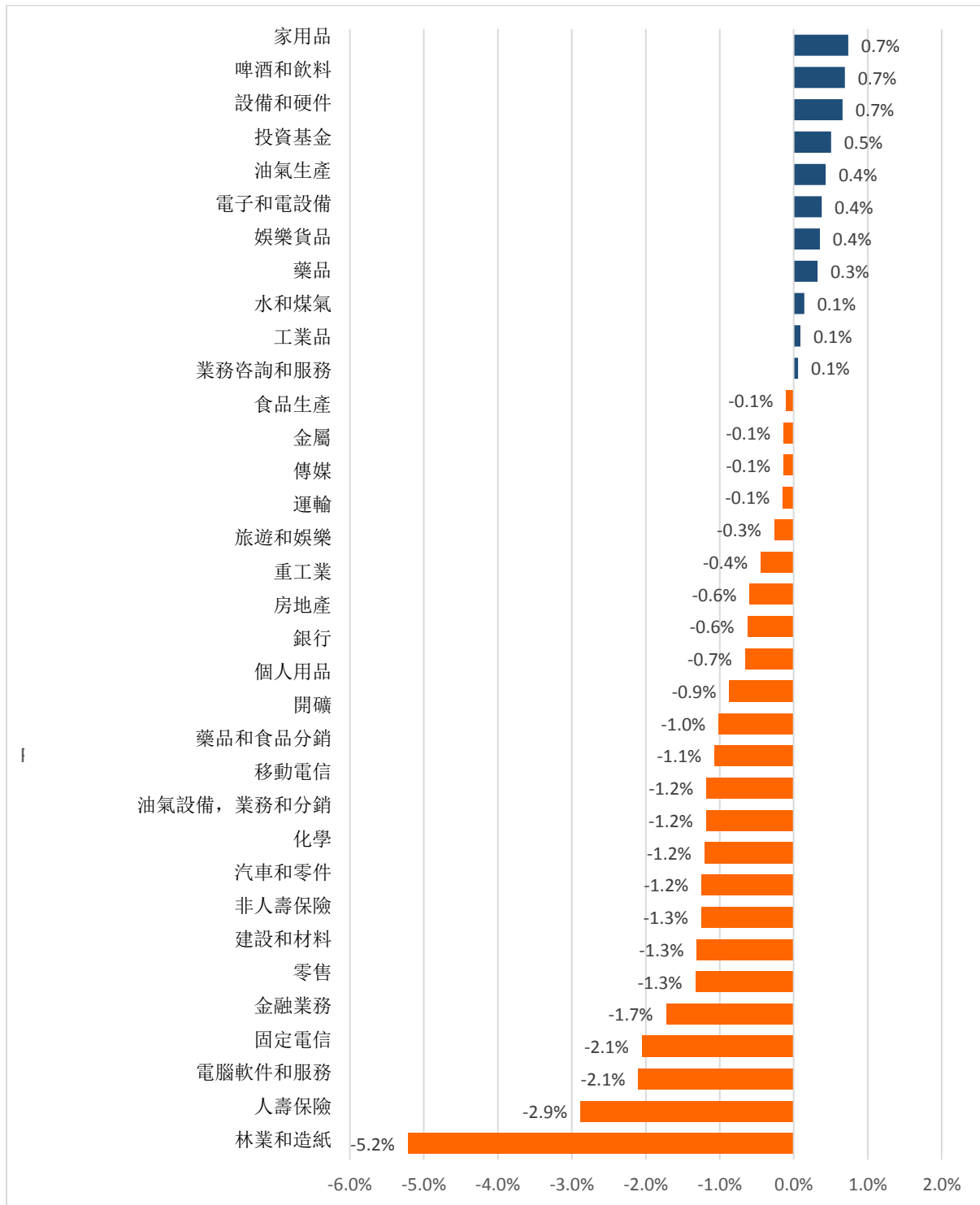
資料源: Bloomberg & Yuanta Research

資料源: Bloomberg & Yuanta Research



We Create Fortune

各行業板塊的交易走勢



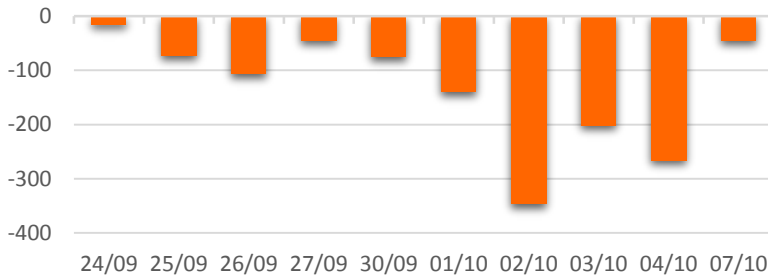
資料源: FiinPro - YSVN



We Create **Fortune**

外資買進賣統計

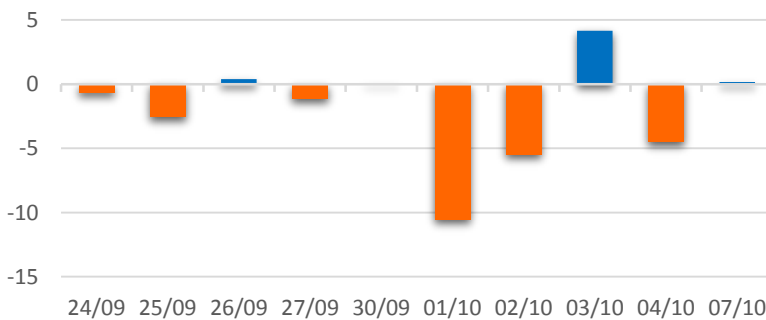
HSX 外資每日買/賣超



證券代碼	買超金額 (百萬盾)	證券代碼	賣超金額 (百萬盾)
VCB	14,977	HPG	14,323
VNM	13,723	DIG	14,276
ROS	6,076	VRE	13,165
AST	5,645	POW	10,337
BID	4,954	BVH	8,765

HSX 外資買/賣超的前 5 名

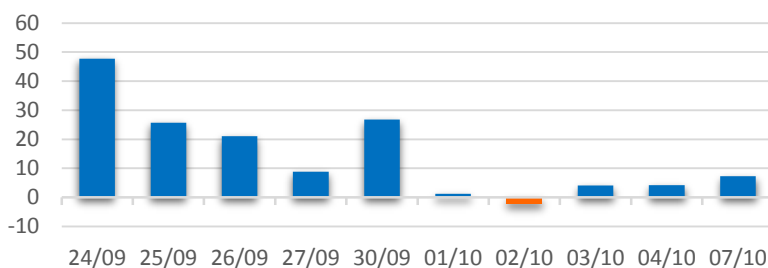
HNX 外資每日買/賣超



證券代碼	買超金額 (百萬盾)	證券代碼	賣超金額 (百萬盾)
VCS	3,093	PVS	3,814
SHS	733	CEO	1,396
TIG	685	ART	95
SHB	465	VNR	34
MBS	203	TNG	9

HNX 外資買/賣超的前 5 名

UPCOM 外資每日買/賣超



證券代碼	買超金額 (百萬盾)	證券代碼	賣超金額 (百萬盾)
QNS	6,890	BSR	3,243
VEA	2,088	ACV	626
VTP	1,282	NHT	48
MCH	786	NHH	31
MPC	161	CTR	384

UPCOM 外資買/賣超的前 5 名

源: FiinPro – YSVN



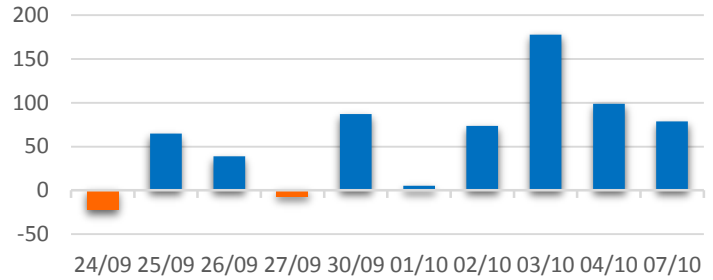
We Create **Fortune**

自營進出統計

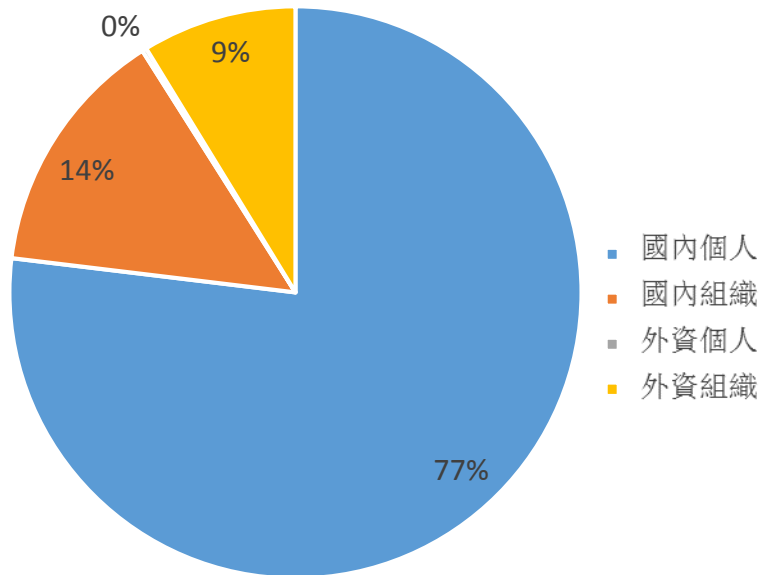
證券代碼	買超金額 (百萬盾)	證券代碼	賣超金額 (百萬盾)
MBB	16,318	HPG	7,283
FPT	13,274	MWG	5,479
VNM	9,340	POW	5,205
TCB	9,291	VNM	5,161
MWG	7,479	HDG	4,445

券商自營交易最大前名

券商自營交易每日買/賣超 (bil.VND)



越南證券市場投資人類別統計




資料源: FiinPro - YSVN



We Create Fortune

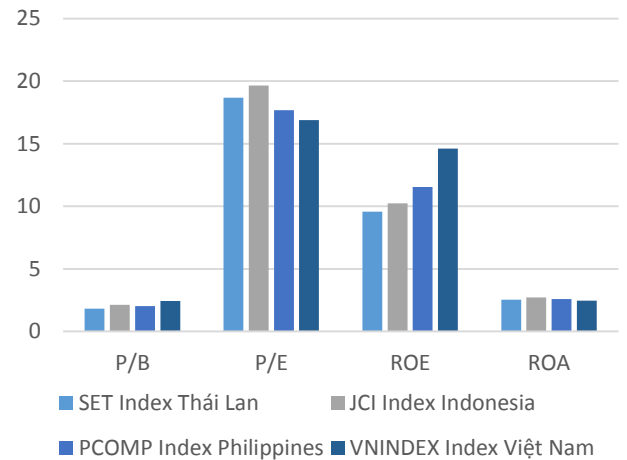
東南亞主要市場走勢比較



東南亞主要市場數據

		Thailand	Indonesia	Philippines	Vietnam
P/B		1.8x	2.0x	2.0x	2.4x
P/E		18.2x	18.9x	17.3x	16.8x
ROE	%	9.68	10.23	11.54	14.60
ROA	%	2.53	2.70	2.59	2.45
Vốn hóa	Tỷ USD	542.88	493.62	186.24	144.00
GTGD	Triệu USD	0.97	0.43	0.07	0.14
LS cổ tức	%	3.14	2.56	1.70	1.96

BloomBerg & YSVN





We Create **Fortune**

元大證券（越南）公司

個人客戶分析部

Nguyễn Th ê Minh

研究分析經理

+84 28 3622 6868 ext 3826

minh.nguyen@yuantan.com.vn

Quách Đức Khánh

高級分析專員

+84 28 3622 6868 ext 3833

khanh.quach@yuantan.com.vn

Phạm Tấn Phát

高級分析專員

+84 28 3622 6868 ext 3880

phat.pham@yuantan.com.vn

Nguyễn Trịnh Ngọc Hồng

分析專員

+84 28 3622 6868 ext 3832

hong.nguyen@yuantan.com.vn

個人客戶業務部

Nguyễn Thanh Tùng

總公司業務經理

+84 28 3622 6868 ext 3609

tung.nguyen@yuantan.com.vn

Chung Kim Hoa

華人客戶部經理

+84 28 3622 6868 ext 3828

hoa.chung@yuantan.com.vn

Phù Vĩnh Qu ê

堤岸分行經理

+84 28 3622 6868

que.phu@yuantan.com.vn

Nguyễn Việt Quang

河內分行經理

+84 28 3622 6868 ext 3404

quang.nguyen@yuantan.com.vn

Võ Thị Thu Thủy

平陽分行經理

+84 28 3622 6868 ext 3505

thuy.vo@yuantan.com.vn

Bùi Quốc Phong

同奈分行經理

+84 28 3622 6868

phong.bui@yuantan.com.vn

Nguyễn Đức Hoàn

河內南部營業中心經理

+84 28 3622 6868 ext 3409

hoan.nguyen@yuantan.com.vn

Võ Đình Tuấn

峴港分行經理

+84 28 3622 6868 ext 3301

tuan.vo@yuantan.com.vn



We Create **Fortune**

Appendix A: Important Disclosures

Analyst Certification

Each research analyst primarily responsible for the content of this research report, in whole or in part, certifies that with respect to each security or issuer that the analyst covered in this report: (1) all of the views expressed accurately reflect his or her personal views about those securities or issuers; and (2) no part of his or her compensation was, is, or will be, directly or indirectly, related to the specific recommendations or views expressed by that research analyst in the research report.

Ratings Definitions

BUY: We have a positive outlook on the stock based on our expected absolute or relative return over the investment period. Our thesis is based on our analysis of the company's outlook, financial performance, catalysts, valuation and risk profile. We recommend investors add to their position.

HOLD-Outperform: In our view, the stock's fundamentals are relatively more attractive than peers at the current price. Our thesis is based on our analysis of the company's outlook, financial performance, catalysts, valuation and risk profile.

HOLD-Underperform: In our view, the stock's fundamentals are relatively less attractive than peers at the current price. Our thesis is based on our analysis of the company's outlook, financial performance, catalysts, valuation and risk profile.

SELL: We have a negative outlook on the stock based on our expected absolute or relative return over the investment period. Our thesis is based on our analysis of the company's outlook, financial performance, catalysts, valuation and risk profile. We recommend investors reduce their position.

Under Review: We actively follow the company, although our estimates, rating and target price are under review.

Restricted: The rating and target price have been suspended temporarily to comply with applicable regulations and/or Yuanta policies.

Note: Yuanta research coverage with a Target Price is based on an investment period of 12 months. Greater China Discovery Series coverage does not have a formal 12 month Target Price and the recommendation is based on an investment period specified by the analyst in the report.

Global Disclaimer

© 2018 Yuanta. All rights reserved. The information in this report has been compiled from sources we believe to be reliable, but we do not hold ourselves responsible for its completeness or accuracy. It is not an offer to sell or solicitation of an offer to buy any securities. All opinions and estimates included in this report constitute our judgment as of this date and are subject to change without notice.

This report provides general information only. Neither the information nor any opinion expressed herein constitutes an offer or invitation to make an offer to buy or sell securities or other investments. This material is prepared for general circulation to clients and is not intended to provide tailored investment advice and does not take into account the individual financial situation and objectives of any specific person who may receive this report. Investors should seek financial advice regarding the appropriateness of investing in any securities, investments or investment strategies discussed or recommended in this report. The information contained in this report has been compiled from sources believed to be reliable but no representation or warranty, express or implied, is made as to its accuracy, completeness or correctness. This report is not (and should not be construed as) a solicitation to act as securities broker or dealer in any jurisdiction by any person or company that is not legally permitted to carry on such business in that jurisdiction.

Yuanta research is distributed in the United States only to Major U.S. Institutional Investors (as defined in Rule 15a-6 under the Securities Exchange Act of 1934, as amended and SEC staff interpretations thereof). All transactions by a US person in the securities mentioned in this report must be effected through a registered broker-dealer under Section 15 of the Securities Exchange Act of 1934, as amended. Yuanta research is distributed in Taiwan by Yuanta Securities Investment Consulting. Yuanta research is distributed in Hong Kong by Yuanta Securities (Hong Kong) Co. Limited, which is licensed in Hong Kong by the Securities and Futures Commission for regulated activities, including Type 4 regulated activity (advising on securities). In Hong Kong, this research report may not be redistributed, retransmitted or disclosed, in whole or in part or any form or manner, without the express written