

當日市場：股市在各類股出現分歧

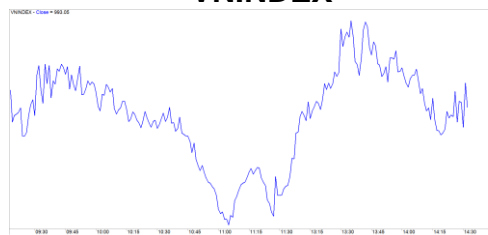
2019/10/15

市場走勢 2019/9/20

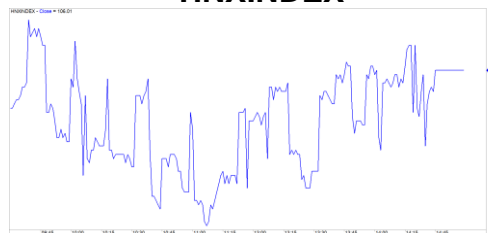
市場指數	VNI	HNI	UPCOM
收盤	993.05	106.01	56.76
%日	-0.05%	-0.04%	-0.04%
%週	0.49%	2.01%	-0.11%
%月	0.59%	3.73%	0.07%
%年	4.35%	-1.54%	8.30%
成交值(十億盾)			
當日	3,840	477	251
日均量/週	3,945	396	232
日均量/月	4,092	382	229
外資進出			
買進	482.75	130.68	18.28
賣出	641.81	5.45	8.62
買賣超	-159.06	125.23	9.66
市場漲跌家數			
上漲	127	69	1
下跌	155	74	3
持平	104	225	895
市場指標			
P/E	16.78	9.21	18.87
總市值 (兆盾)	3,371	189	985
股息殖利 率	1.39%	4.74%	5.28%

資料源: Bloomberg – YSVN

VNINDEX



HNIINDEX



市場走勢

市場在沒有動力的情況下在窄幅波動。VN 指數收盤微跌 0.05%，收於 993.05 點。HNX 指數微跌 0.03%，收於 106.01 點，Upcom 指數下跌 0.04%，收於 56.76 點。三大市場的現金流量再次減少，交易價值超過 3 兆 1000 億越南盾。

在有消息稱 BamBoo Airlines 有望在 2020 年初上市後，FLC 連續兩個交易日上漲，漲幅為 6.8%。DPM (+4.8%)，DC (2.8%) 等化工股也同時受到關注。VCS 在經歷了一系列的大幅下跌後，也表現出在近 80,000 越南盾的價格受到支撐的跡象，收盤時上漲 1.7%，收於 86,000 越南盾。在 VN30 指數中，MSN (+2.1%)，TCB (+1.5%)，VPB (+1.1%) 是漲幅最大的股碼；相反，VHM 下跌了 -1.7%，是自 2019 年 9 月底以來的第一次急劇下跌。

外資賣超總價值達 240 億越南盾。主要拋售 VIC (830 億越南盾)，VHM (370 億越南盾)。以議價購買了大量的 PVI 股 (1,280 億越南盾)。集中購買 VCB (162 億越南盾)。

短線市場觀點

我們認為市場可能會很快恢復，VN 指數可能會測試 1,000 點的心理阻力水平。同時，市場可能在下一個交易日再次在窄幅波動，投資者情緒仍不明，因此短期內可突破 1000 點的可能性仍然較低。此外，庫存比例沒有變化，表明此時期的適當策略是觀察市場。

我們的趨勢指標系統維持 VN 指數的短期趨勢為下跌趨勢，阻力為 999.88 點，而 HNX 指數為上漲趨勢，支撐位是 103.66 點。因此，我們建議短期投資者可以停止拋售並觀察市場走勢以等待更清晰的趨勢；以小的比例買進股票。

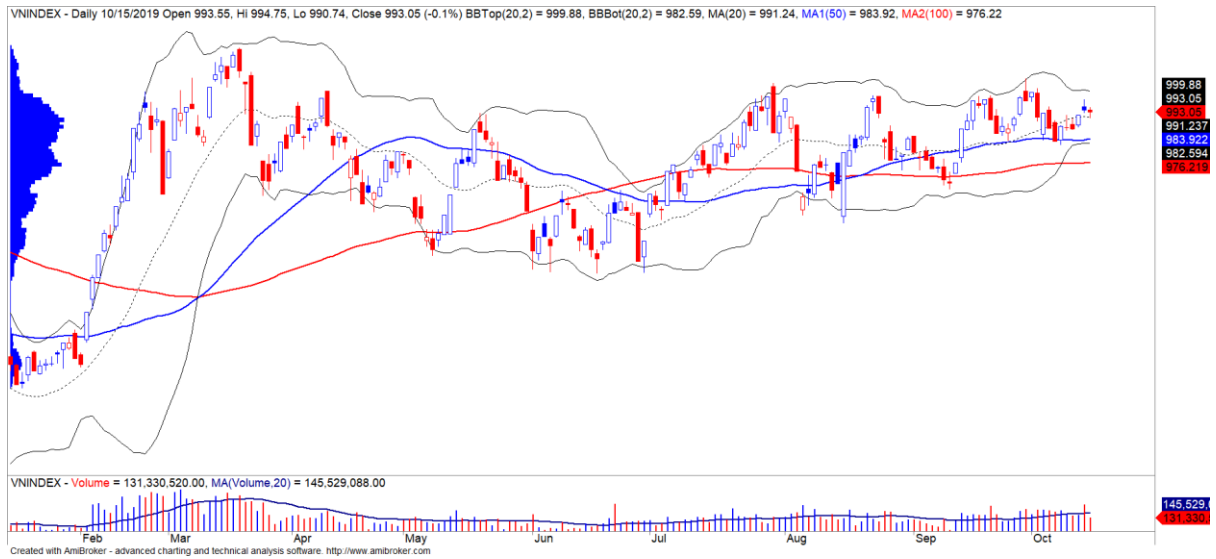
建議短線投資比重：48%股票/ 52%現金

(股票趨勢追蹤圖在下一頁內更新)



We Create Fortune

技術分析圖



指數技術分析圖 VN-Index



指數技術分析圖 HNX-Index

指數	短期趨勢	中期趨勢	阻力區 1	阻力區 2	支撐區 1	支撐區 2
VN-Index	下跌	上漲	988	1,000	976	953
HNX-Index	上漲	下跌	102.5	108	99	90
VN30	下跌	上漲	895	935	877	863
VNMidcaps	上漲	上漲	992	1,030	969	963
VNSmallcaps	下跌	上漲	835	845	822	804

We Create Fortune

股票趨勢追蹤表

股票	價格	短期趨勢	中期趨勢	短期買進價格	短期停損	暫計短期利潤%	短期訊號	中期買進價格	中期停損	暫計中期利潤%	中期訊號
AAA	15.05	GIẢM	GIẢM		15.45				16.84		
ACB	24.40	TĂNG	TĂNG	24.50	23.28	-0.41%		24.00	23.85	1.67%	MUA
ACV	77.90	TĂNG	GIẢM	75.80	73.01	2.77%			83.54		
ANV	25.75	TĂNG	GIẢM	25.90	25.22	-0.58%			27.58		
ASM	8.25	TĂNG	TĂNG	6.30	7.92	30.95%		7.61	6.53	8.41%	
BFC	15.35	TĂNG	GIẢM	15.35	15.26	0.00%	MUA		16.69		
BID	41.40	TĂNG	TĂNG	32.65	39.61	26.80%		33.40	36.76	23.95%	
BMP	54.00	TĂNG	TĂNG	51.80	52.57	4.25%		48.30	46.20	11.80%	
BSR	9.60	GIẢM	GIẢM		10.00				10.51		
BVH	71.60	GIẢM	GIẢM		74.24				79.61		
BWE	26.00	TĂNG	TĂNG	26.65	25.80	-2.44%		20.00	25.45	30.00%	
CEO	9.50	GIẢM	GIẢM		10.02				10.98		
CII	24.50	TĂNG	TĂNG	21.40	23.32	14.49%		24.45	20.53	0.20%	
CMG	37.85	GIẢM	TĂNG		38.67			23.20	34.96	63.15%	
CMX	26.20	TĂNG	GIẢM	25.40	23.19	3.15%			29.52		
CSM	15.05	GIẢM	TĂNG		15.10			14.39	14.22	4.58%	
CTD	89.80	GIẢM	GIẢM		94.20				104.50		
CTG	21.70	TĂNG	GIẢM	21.30	20.90	1.88%			21.90		
CTR	50.60	TĂNG	N/A	46.50	47.03	8.82%		-	N/A		
CVT	22.50	TĂNG	TĂNG	21.25	22.29	5.88%		20.35	20.44	10.57%	
DCM	7.59	TĂNG	TĂNG	7.59	7.57	0.00%	MUA	8.54	7.15	-11.12%	
DGC	26.00	GIẢM	GIẢM		27.44				30.50		
DGW	24.90	TĂNG	TĂNG	24.60	24.10	1.22%		23.50	22.36	5.96%	
DHA	29.60	GIẢM	GIẢM		31.93				34.96		
DHC	35.00	TĂNG	GIẢM	33.00	33.48	6.06%			35.33		
DHG	91.80	GIẢM	GIẢM		93.50				99.56		
DIG	14.65	TĂNG	TĂNG	14.25	14.26	2.81%		13.90	13.14	5.40%	
DPG	44.70	GIẢM	GIẢM		47.94				50.61		
DPM	15.30	TĂNG	TĂNG	13.60	13.97	12.50%			14.62		
DPR	37.35	TĂNG	GIẢM	37.60	35.58	-0.66%			41.63		
DQC	18.75	TĂNG	GIẢM	18.75	18.08	0.00%			20.25		
DRC	24.45	TĂNG	TĂNG	24.45	24.08	0.00%	MUA	21.60	21.23	13.19%	
DXG	16.55	GIẢM	TĂNG		17.11			15.50	14.86	6.77%	
EIB	16.70	GIẢM	GIẢM		17.23				18.05		



We Create Fortune

FCN	12.35	TĂNG	GIẢM	12.65	12.31	-2.37%		13.36			
FMC	27.75	TĂNG	TĂNG	27.95	27.06	-0.72%		31.60	26.18	-12.18%	
FPT	57.40	GIẢM	TĂNG		58.19			46.00	52.88	24.78%	
GAS	101.20	GIẢM	GIẢM		104.14				109.55		
GEX	22.00	GIẢM	TĂNG		22.58			20.20	20.77	8.91%	
GIL	20.20	TĂNG	GIẢM	21.00	19.51	-3.81%			23.08		
GMD	26.40	GIẢM	TĂNG		27.48			28.50	26.02	-7.37%	
GTN	19.20	GIẢM	TĂNG		19.70			15.00	17.31	28.00%	
GVR	13.70	GIẢM	N/A		14.42				N/A		
HAG	4.30	GIẢM	GIẢM		4.58				5.11		
HAX	19.05	TĂNG	GIẢM	18.35	16.81	3.81%			20.76		
HBC	13.90	GIẢM	GIẢM		14.46				15.19		
HCM	23.30	GIẢM	TĂNG		24.07			23.40	21.08	-0.43%	
HDB	28.30	TĂNG	TĂNG	26.30	27.41	7.60%		28.00	27.71	1.07%	MUA
HDC	21.80	GIẢM	TĂNG		23.77			15.25	18.89	42.95%	
HDG	35.80	TĂNG	TĂNG	35.50	35.32	0.85%		35.30	32.61	1.42%	
HNG	15.20	GIẢM	GIẢM		15.88				17.48		
HPG	21.35	GIẢM	GIẢM		22.13				23.96		
HSG	7.16	TĂNG	GIẢM	6.86	7.13	4.37%			7.42		
HT1	15.50	GIẢM	GIẢM		16.06				16.70		
HUT	2.50	TĂNG	GIẢM	2.40	2.21	4.17%			2.71		
HVN	35.70	TĂNG	GIẢM	34.80	33.85	2.59%			36.93		
KBC	15.25	GIẢM	TĂNG		15.40			15.35	14.37	-0.65%	
KDH	25.45	GIẢM	TĂNG		25.68			24.00	23.60	6.04%	
KSB	21.30	GIẢM	TĂNG		22.44			23.90	21.11	-10.88%	
LCG	8.80	GIẢM	GIẢM	9.60	8.92	-7.03%	BÁN		9.73		
LDG	11.25	TĂNG	TĂNG	8.18	10.80	37.53%		9.89	9.45	13.75%	
LHG	16.00	GIẢM	GIẢM		16.61				18.27		
LPB	7.70	TĂNG	GIẢM	7.70	7.26	0.00%			8.13		
MBB	23.35	TĂNG	TĂNG	22.20	22.62	5.18%		21.85	21.26	6.86%	
MPC	24.80	GIẢM	GIẢM		25.90				31.17		
MSN	78.20	GIẢM	GIẢM		79.22				81.93		
MSR	16.60	GIẢM	GIẢM		17.58				18.90		
MWG	125.50	GIẢM	TĂNG		127.07			88.70	114.74	41.49%	
NDN	17.50	TĂNG	TĂNG	17.50	17.34	0.00%	MUA	13.70	16.27	27.74%	
NKG	5.79	GIẢM	GIẢM		5.83				6.45		
NLG	28.85	TĂNG	TĂNG	28.60	27.92	0.87%		28.70	26.73	0.52%	
NT2	23.00	GIẢM	GIẢM		23.86				25.77		
NTL	22.20	GIẢM	GIẢM		23.04				25.90		



We Create Fortune

NVL	62.10	GIẢM	TĂNG		63.76			63.00	58.45	-1.43%	
OIL	10.80	GIẢM	GIẢM		11.29				12.17		
PAC	27.30	GIẢM	GIẢM		29.91				31.05		
PC1	19.90	GIẢM	TĂNG		20.64			21.10	18.48	-5.69%	
PDR	26.00	GIẢM	TĂNG		26.47			29.00	25.01	-10.34%	
PHR	60.00	TĂNG	GIẢM	60.40	58.80	-0.66%			65.37		
PLX	58.60	GIẢM	GIẢM		59.34				64.36		
PNJ	80.00	GIẢM	TĂNG		81.86			104.00	78.69	-23.08%	
POW	12.80	TĂNG	GIẢM	12.90	12.45	-0.78%			13.98		
PVT	17.00	GIẢM	TĂNG		17.65			18.30	16.28	-7.10%	
PPC	25.10	GIẢM	GIẢM		26.44				28.66		
PTB	73.90	TĂNG	TĂNG	69.70	69.36	6.03%		64.00	64.57	15.47%	
PVB	19.00	GIẢM	TĂNG		20.09			20.10	18.62	-5.47%	
PVD	16.70	GIẢM	TĂNG		17.60			18.10	15.96	-7.73%	
PVI	32.80	GIẢM	GIẢM		33.18				37.43		
PVS	18.60	GIẢM	GIẢM		19.32				21.78		
PXS	4.27	GIẢM	GIẢM		4.50				5.52		
QNS	29.50	GIẢM	TĂNG		30.03			33.80	27.80	-12.72%	
REE	37.70	GIẢM	TĂNG		39.51			33.33	35.23	13.13%	
SAB	256.80	GIẢM	GIẢM		266.23			245.00	257.56	5.13%	
SAM	7.99	TĂNG	TĂNG	7.99	7.66	0.00%		7.40	7.47	7.97%	
SCR	6.29	GIẢM	GIẢM		6.48				7.00		
SHI	8.99	GIẢM	TĂNG		9.46			6.99	8.30	28.61%	
SJS	15.55	GIẢM	GIẢM		16.31			-	18.63		
SKG	10.85	GIẢM	GIẢM		11.11				11.92		
SSI	21.60	GIẢM	GIẢM		22.26				22.27		
STB	11.05	TĂNG	GIẢM	10.55	10.71	4.74%			11.09		
TCB	24.25	TĂNG	TĂNG	22.65	23.14	7.06%		22.65	21.57	7.06%	
TCM	22.45	GIẢM	GIẢM		23.56				25.52		
TDH	11.00	GIẢM	TĂNG		12.15			10.15	9.99	8.37%	
TLH	4.39	GIẢM	GIẢM		4.56				4.95		
TNG	18.00	GIẢM	GIẢM		18.80				20.81		
VCB	85.20	TĂNG	TĂNG	80.00	82.51	6.50%		62.00	75.14	37.42%	
VCG	26.60	TĂNG	TĂNG	27.00	26.32	-1.48%		19.20	24.12	38.54%	
VCS	86.00	GIẢM	GIẢM		98.05			68.00	92.48	36.00%	
VGC	19.35	TĂNG	GIẢM	20.00	18.77	-3.25%			20.53		
VGT	9.00	TĂNG	GIẢM	8.90	8.69	1.12%			9.82		
VHC	79.60	GIẢM	GIẢM		81.21				87.51		
VHM	86.40	GIẢM	TĂNG	87.30	87.12	-0.20%	BÁN	90.20	81.06	-4.21%	

We Create Fortune

VIB	18.80	TĂNG	TĂNG	18.20	17.67	3.30%		17.70	16.40	6.21%	
VIC	118.40	GIẢM	TĂNG		119.89			112.00	113.76	5.71%	
VIP	5.08	TĂNG	GIẢM	5.15	4.96	-1.36%			5.47		
VJC	139.60	TĂNG	TĂNG	139.40	137.25	0.14%		124.50	130.27	12.13%	
VND	13.80	GIẢM	GIẢM		14.22				15.06		
VNG	22.25	TĂNG	TĂNG	19.10	21.79	16.49%		20.20	20.09	10.15%	
VNM	128.30	TĂNG	TĂNG	124.00	126.17	3.47%		130.10	118.96	-1.38%	
VPB	22.55	TĂNG	TĂNG	19.10	21.74	18.06%		20.30	20.54	11.08%	
VPI	41.50	GIẢM	TĂNG		42.16			41.30	39.68	0.48%	
VRC	15.20	GIẢM	GIẢM		15.86				16.26		
VRE	31.85	GIẢM	GIẢM		32.64				35.54		
VSC	26.05	GIẢM	GIẢM		27.45				30.51		

LARGECAPS 大型股票趨勢追蹤表

股票	價格	短期趨勢	中期趨勢	短期買進價格	短期停損	暫計短期利潤%	短期訊號	中期買進價格	中期停損	暫計中期利潤%	中期訊號
ACB	24.40	TĂNG	TĂNG	24.50	23.28	-0.41%		24.00	23.85	1.67%	MUA
BID	41.40	TĂNG	TĂNG	32.65	39.61	26.80%		33.40	36.76	23.95%	
BSR	9.60	GIẢM	GIẢM		10.00				10.51		
BVH	71.60	GIẢM	GIẢM		74.24				79.61		
CTG	21.70	TĂNG	GIẢM	21.30	20.90	1.88%			21.90		
FPT	57.40	GIẢM	TĂNG		58.19			40.23	52.88	42.69%	
GAS	101.20	GIẢM	GIẢM		104.14				109.55		
GEX	22.00	GIẢM	TĂNG		22.58			20.26	20.77	8.58%	
GVR	13.70	GIẢM	N/A		14.42				N/A		
HDB	28.30	TĂNG	TĂNG	26.30	27.41	7.60%		28.00	27.71	1.07%	MUA
HNG	15.20	GIẢM	GIẢM		15.88				17.48		
HPG	21.35	GIẢM	GIẢM		22.13				23.96		
HVN	35.70	TĂNG	GIẢM	34.80	33.85	2.59%			36.93		
KDH	25.45	GIẢM	TĂNG		25.68			24.00	23.60	6.04%	
MBB	23.35	TĂNG	TĂNG	22.20	22.62	5.18%		19.72	21.26	18.41%	
MSN	78.20	GIẢM	GIẢM		79.22				81.93		
MWG	125.50	GIẢM	TĂNG		127.07			88.70	114.74	41.49%	
NVL	62.10	GIẢM	TĂNG		63.76			63.00	58.45	-1.43%	
OIL	10.80	GIẢM	GIẢM		11.29				12.17		
PLX	58.60	GIẢM	GIẢM		59.34				64.36		
PNJ	80.00	GIẢM	TĂNG		81.86			77.07	78.69	3.80%	

We Create Fortune

POW	12.80	TĂNG	GIẢM	12.90	12.45	-0.78%			13.98		
QNS	29.50	GIẢM	TĂNG		30.03			33.26	27.80	-11.30%	
REE	37.70	GIẢM	TĂNG		39.51			33.33	35.23	13.13%	
ROS	25.65	TĂNG	GIẢM	27.50	25.24	-6.73%			29.25		
SBT	18.80	TĂNG	TĂNG	16.50	17.85	13.94%		17.50	16.44	7.43%	
SSI	21.60	GIẢM	GIẢM		22.26				22.27		
STB	11.05	TĂNG	GIẢM	10.55	10.71	4.74%			11.09		
TCB	24.25	TĂNG	TĂNG	22.65	23.14	7.06%		22.65	21.57	7.06%	
TPB	22.40	TĂNG	GIẢM	22.70	21.68	-1.32%			23.94		
VCB	85.20	TĂNG	TĂNG	80.00	82.51	6.50%		62.00	75.14	37.42%	
VCG	26.60	TĂNG	TĂNG	27.00	26.32	-1.48%		18.44	24.12	44.24%	
VCS	86.00	GIẢM	GIẢM		98.05			66.50	92.48	39.07%	
VEA	53.70	GIẢM	GIẢM	55.20	53.83	-2.48%	BÁN		59.45		
VGI	32.50	TĂNG	N/A	33.60	31.33	-3.27%			N/A		
VHM	86.40	GIẢM	TĂNG	87.30	87.12	-0.20%	BÁN	89.13	81.06	-3.06%	
VIB	18.80	TĂNG	TĂNG	87.30	17.67	-78.47%		15.00	16.40	25.30%	
VIC	118.40	GIẢM	TĂNG		119.89			112.00	113.76	5.71%	
VJC	139.60	TĂNG	TĂNG	139.40	137.25	0.14%		124.50	130.27	12.13%	
VNM	128.30	TĂNG	TĂNG	124.00	126.17	3.47%		130.10	118.96	-1.38%	
VPB	22.55	TĂNG	TĂNG	19.10	21.74	18.06%		20.30	20.54	11.08%	
VRE	31.85	GIẢM	GIẢM		32.64				35.54		

MIDCAPS 中型股票趨勢追蹤表

股票	價格	短期趨勢	中期趨勢	短期買進價格	短期停損	暫計短期利潤%	短期訊號	中期買進價格	中期停損	暫計中期利潤%	中期訊號
AAA	15.05	GIẢM	GIẢM		15.45				16.84		
ANV	25.75	TĂNG	GIẢM	25.90	25.22	-0.58%			27.58		
ASM	8.25	TĂNG	TĂNG	6.30	7.92	30.95%		7.61	6.53	8.41%	
BMI	26.15	TĂNG	TĂNG	26.00	25.17	0.58%		26.70	23.99	-2.06%	
BMP	54.00	TĂNG	TĂNG	51.80	52.57	4.25%		48.30	46.20	11.80%	
BWE	26.00	TĂNG	TĂNG	26.65	25.80	-2.44%		19.44	25.45	33.74%	
CEO	9.50	GIẢM	GIẢM		10.02				10.98		
CII	24.50	TĂNG	TĂNG	21.40	23.32	14.49%		24.45	20.53	0.20%	
CRE	25.25	GIẢM	GIẢM		25.26				25.94		
CTI	24.80	TĂNG	TĂNG	24.00	24.11	3.33%		25.05	22.53	-1.00%	
CTR	50.60	TĂNG	GIẢM	46.50	47.03	8.82%			53.42		
D2D	73.60	TĂNG	GIẢM	72.50	70.18	1.52%			80.70		

We Create Fortune

DBD	55.30	TĂNG	TĂNG	57.30	54.17	-3.49%		38.65	50.35	43.07%	
DCM	7.59	TĂNG	TĂNG	7.59	7.57	0.00%	MUA	7.63	7.15	-0.56%	
DGW	24.90	TĂNG	TĂNG	24.12	24.10	3.25%		23.04	22.36	8.08%	
DHC	35.00	TĂNG	GIẢM	33.00	33.48	6.06%			35.33		
DIG	14.65	TĂNG	TĂNG	14.25	14.26	2.81%		13.90	13.14	5.40%	
DPG	44.70	GIẢM	GIẢM		47.94				50.61		
DPM	15.30	TĂNG	TĂNG	13.60	13.97	12.50%			14.62		
DRC	24.45	TĂNG	TĂNG	24.45	24.08	0.00%	MUA	21.60	21.23	13.19%	
DXG	16.55	GIẢM	TĂNG		17.11			15.50	14.86	6.77%	
E1VFN30	15.40	TĂNG	TĂNG	14.62	15.12	5.34%		15.26	14.49	0.92%	
FCN	12.35	TĂNG	GIẢM	12.65	12.31	-2.37%			13.36		
FLC	3.79	TĂNG	GIẢM	3.55	3.29	6.76%			3.95		
GEG	27.40	GIẢM	TĂNG		27.92			12.50	24.99	119.16%	
GMD	26.40	GIẢM	TĂNG		27.48			28.50	26.02	-7.37%	
GTN	19.20	GIẢM	TĂNG		19.70			15.00	17.31	28.00%	
HAG	4.30	GIẢM	GIẢM		4.58				5.11		
HBC	13.90	GIẢM	GIẢM		14.46				15.19		
HCM	23.30	GIẢM	TĂNG		24.07			23.40	21.08	-0.43%	
HDC	21.80	GIẢM	TĂNG		23.77			15.25	18.89	42.95%	
HDG	35.80	TĂNG	TĂNG	35.50	35.32	0.85%		35.30	32.61	1.42%	
HPX	26.40	GIẢM	#N/A		26.96			35.30	#N/A	#N/A	
HSG	7.16	TĂNG	GIẢM	6.86	7.13	4.37%			7.42		
HT1	15.50	GIẢM	GIẢM		16.06				16.70		
HTM	15.80	TĂNG	GIẢM	16.80	14.68	-5.95%			18.90		
IBC	20.55	TĂNG	GIẢM	20.60	20.14	-0.24%			21.22		
IDI	7.42	TĂNG	TĂNG	7.57	7.23	-1.98%		7.53	6.22	-1.46%	
IJC	15.35	GIẢM	TĂNG		16.59			13.10	13.28	17.18%	
ITA	3.11	TĂNG	TĂNG	3.29	3.09	-5.47%		3.20	2.96	-2.81%	
KBC	15.25	GIẢM	TĂNG		15.40			14.85	14.37	2.72%	
KDC	21.20	TĂNG	TĂNG	21.50	20.01	-1.40%		21.90	18.17	-3.20%	
KOS	27.20	TĂNG	TĂNG	26.80	26.32	1.49%		26.30	24.18	3.42%	
KSB	21.30	GIẢM	TĂNG		22.44			24.90	21.11	-14.46%	
LDG	11.25	TĂNG	TĂNG	8.18	10.80	37.53%		9.89	9.45	13.75%	
LPB	7.70	TĂNG	GIẢM	7.70	7.26	0.00%			8.13		
MBG	32.30	TĂNG	TĂNG	13.70	30.92	135.77%		5.10	26.55	533.33%	
MBS	14.40	GIẢM	TĂNG		15.20			16.00	14.25	-10.00%	BÁN
MPC	24.80	GIẢM	GIẢM		25.90				31.17		
NBB	20.80	TĂNG	GIẢM	20.85	20.20	-0.24%			22.02		

We Create Fortune

NKG	5.79	GIẢM	GIẢM		5.83			6.45		
NLG	28.85	TĂNG	TĂNG	28.60	27.92	0.87%		26.28	26.73	9.77%
NT2	23.00	GIẢM	GIẢM		23.86			25.77		
NTL	22.20	GIẢM	GIẢM		23.04			25.90		
NVB	8.50	TĂNG	TĂNG	7.60	7.99	11.84%		8.50	7.28	0.00%
OGC	3.84	GIẢM	GIẢM		3.93			4.31		
PC1	19.90	GIẢM	TĂNG		20.64			19.30	18.48	3.11%
PDR	26.00	GIẢM	TĂNG		26.47			23.59	25.01	10.19%
PHR	60.00	TĂNG	GIẢM	60.40	58.80	-0.66%		65.37		
PPC	25.10	GIẢM	GIẢM		26.44			28.66		
PTB	73.90	TĂNG	TĂNG	69.70	69.36	6.03%		60.78	64.57	21.59%
PVD	16.70	GIẢM	TĂNG		17.60			18.10	15.96	-7.73%
PVI	32.80	GIẢM	GIẢM		33.18			37.43		
PVS	18.60	GIẢM	GIẢM		19.32			21.78		
PVT	17.00	GIẢM	TĂNG		17.65			17.31	16.28	-1.76%
QCG	4.70	TĂNG	GIẢM	4.76	4.53	-1.26%		5.27		
SCR	6.29	GIẢM	GIẢM		6.48			7.00		
SGP	9.40	GIẢM	TĂNG		9.91			12.30	8.95	-23.58%
SHB	6.70	TĂNG	GIẢM	6.60	6.36	1.52%		6.86		
SHS	8.50	TĂNG	TĂNG	7.30	7.99	16.44%		8.40	7.19	1.19%
SZC	17.30	GIẢM	#N/A		18.96			#N/A		
TCH	24.25	TĂNG	TĂNG	22.05	23.38	9.98%		23.00	21.53	5.43%
TCM	22.45	GIẢM	GIẢM		23.56			25.52		
TDH	11.00	GIẢM	TĂNG		12.15			10.15	9.99	8.37%
TNG	18.00	GIẢM	GIẢM		18.80			20.81		
TTB	23.50	TĂNG	TĂNG	23.40	22.93	0.43%		24.50	22.71	-4.08%
VGC	19.35	TĂNG	GIẢM	20.00	18.77	-3.25%		20.53		
VGT	9.00	TĂNG	GIẢM	8.90	8.69	1.12%		9.82		
VHC	79.60	GIẢM	GIẢM		81.21			87.51		
VND	13.80	GIẢM	GIẢM		14.22			15.06		
VNG	22.25	TĂNG	TĂNG	19.10	21.79	16.49%		20.20	20.09	10.15%
VPI	41.50	GIẢM	TĂNG		42.16			41.30	39.68	0.48%

We Create Fortune

SMALLCAPS 小型股票趨勢追蹤表

股票	價格	短期趨勢	中期趨勢	短期買進價格	短期停損	暫計短期利潤%	短期訊號	中期買進價格	中期停損	暫計中期利潤%	中期訊號
AAV	9.30	GIẢM	GIẢM		9.58				10.45		
AGR	4.27	TĂNG	GIẢM	4.55	4.21	-6.15%		3.99	4.34	8.84%	BÁN
AMD	1.64	TĂNG	GIẢM	1.49	1.46	10.07%			1.72		
APG	8.67	GIẢM	TĂNG		9.24			9.90	7.90	-12.42%	
ART	2.10	TĂNG	GIẢM	2.00	1.76	5.00%			2.25		
BCG	8.26	TĂNG	TĂNG	8.60	7.78	-3.95%		6.39	7.30	29.26%	
C4G	6.90	TĂNG	GIẢM	6.90	6.22	0.00%			7.99		
C69	21.60	GIẢM	GIẢM		27.51			4.34	22.95	428.51%	
CCL	7.92	GIẢM	GIẢM		8.94				10.73		
CVT	22.50	TĂNG	TĂNG	21.25	22.29	5.88%		20.35	20.44	10.57%	
DAH	9.75	GIẢM	GIẢM		10.21				11.86		
DLG	1.48	GIẢM	GIẢM		1.55				1.65		
DRH	6.62	GIẢM	GIẢM		7.13				7.76		
DTD	14.90	GIẢM	TĂNG		16.10			11.74	14.20	26.86%	
EVG	2.58	GIẢM	GIẢM		2.68				2.97		
FIT	4.11	TĂNG	TĂNG	3.59	3.73	14.48%		3.64	3.03	12.91%	
FTM	3.39	GIẢM	GIẢM		4.49				6.96		
FUES SV50	13.22	GIẢM	TĂNG		13.30			12.85	12.75	2.88%	
GKM	15.20	TĂNG	GIẢM	15.00	14.76	1.33%			15.54		
HAH	14.40	GIẢM	TĂNG		14.82			13.00	13.89	10.77%	
HAI	1.78	TĂNG	GIẢM	1.69	1.56	5.33%			1.83		
HAR	3.57	GIẢM	GIẢM		3.82				3.88		
HDA	10.80	TĂNG	GIẢM	11.20	10.66	-3.57%			12.07		
HHP	11.80	GIẢM	GIẢM		12.11				13.53		
HHS	3.34	TĂNG	TĂNG	3.04	3.20	9.87%		3.36	3.20	-0.60%	MUA
HID	2.57	TĂNG	TĂNG	2.10	2.37	22.38%		2.63	2.07	-2.28%	
HII	11.10	GIẢM	GIẢM		12.03				12.29		
HQC	1.14	GIẢM	GIẢM		1.15				1.26		
HSL	7.85	GIẢM	TĂNG		8.15			9.84	7.71	-20.22%	BÁN
HUT	2.50	TĂNG	GIẢM	2.40	2.21	4.17%			2.71		
HVG	2.72	GIẢM	GIẢM		3.04				3.74		
HVH	18.15	GIẢM	GIẢM		18.65				21.70		
IDJ	6.70	TĂNG	TĂNG	5.90	6.13	13.56%		7.20	6.58	-6.94%	MUA
JVC	4.81	TĂNG	TĂNG	3.86	4.31	24.61%		3.10	3.05	55.16%	

We Create Fortune

KLF	1.40	TĂNG	GIẢM	1.40	1.37	0.00%	MUA		1.48		
LCG	8.80	GIẢM	GIẢM	8.92	8.92	0.08%	BÁN		9.73		
LGL	10.30	GIẢM	TĂNG		10.96			7.11	9.49	44.80%	
LHG	16.00	GIẢM	GIẢM		16.61				18.27		
LMH	13.60	GIẢM	#N/A		14.06				#N/A		
MST	3.50	TĂNG	TĂNG	2.80	3.21	25.00%		3.40	2.79	2.94%	
NDN	17.50	TĂNG	TĂNG	17.50	17.34	0.00%	MUA	13.10	16.27	33.54%	
PHC	14.30	TĂNG	TĂNG	13.30	13.60	7.52%		14.20	12.46	0.70%	
PLP	12.55	TĂNG	TĂNG	9.63	12.02	30.32%		10.95	10.18	14.61%	
PVB	19.00	GIẢM	TĂNG		20.09			19.42	18.62	-2.15%	
PVC	6.70	TĂNG	TĂNG	6.89	6.55	-2.74%		6.70	6.30	0.00%	
PVX	1.20	GIẢM	GIẢM		1.48				1.50		
PXL	5.20	TĂNG	GIẢM	5.50	4.64	-5.45%			6.41		
SHI	8.99	GIẢM	TĂNG		9.46			5.77	8.30	55.94%	
SJF	2.41	GIẢM	GIẢM		2.59				3.28		
SPP	2.40	GIẢM	GIẢM		2.80				3.36		
TDC	9.12	TĂNG	TĂNG	9.49	8.87	-3.90%		7.05	8.48	29.29%	
TIG	3.90	TĂNG	TĂNG	3.40	3.59	14.71%		3.20	3.40	21.88%	
TLH	4.39	GIẢM	GIẢM		4.56				4.95		
TNA	15.10	TĂNG	TĂNG	13.70	13.85	10.22%		11.45	12.26	31.86%	
TNI	10.35	GIẢM	GIẢM		10.43				11.25		
TSC	2.75	TĂNG	TĂNG	1.88	2.49	46.28%		1.58	1.95	74.05%	
TTF	2.87	TĂNG	GIẢM	2.93	2.80	-2.05%			3.22		
TTH	2.80	GIẢM	GIẢM	3.10	2.82	-9.02%	BÁN		3.34		
TVC	16.20	GIẢM	TĂNG		16.23			14.30	14.38	13.29%	
VC3	24.50	TĂNG	TĂNG	23.20	23.68	5.60%		22.00	22.00	11.36%	
VCR	16.50	GIẢM	GIẢM		19.16				25.98		
VNA	4.70	GIẢM	TĂNG		5.20				3.92		
VNE	3.45	TĂNG	GIẢM	3.35	3.25	2.99%			3.70		
VRC	15.20	GIẢM	GIẢM		15.86				16.26		

We Create Fortune

胡志明市交易所 (HSX)

	收盤	漲跌%
VNI	993.05	-0.05%
VN30	923.27	0.15%
VN Mid	980.84	0.10%
VN Small	801.69	0.01%

河內交易所 (HSX)

	收盤	漲跌%
HNI	106.01	-0.04%
HN30	188.49	0.26%
VNX AllSh	885.08	0.06%

UPCOM 市場 (UPCoM)

	收盤	漲跌%
UPCoM	56.76	-0.04%

外資交易	成交值(十億盾)	
買進	482.75	
賣出	641.81	
買超/賣超	-159.06	

外資交易	成交值(十億盾)	
買進	130.68	
賣出	5.45	
買超/賣超	125.23	

外資交易	成交值(十億盾)	
買進	18.28	
賣出	8.62	
買超/賣超	9.66	

上漲排名/股碼	漲跌(VND)	漲跌%
FLC	240	6.76%
HAX	1200	6.72%
DPM	700	4.79%
CTF	800	3.56%
JVC	160	3.44%

上漲排名/股碼	漲跌(VND)	漲跌%
HUT	100	4.17%
NDN	700	4.17%
TVC	400	2.53%
TAR	700	2.27%
NTP	700	1.79%

上漲排名/股碼	漲跌(VND)	漲跌%
ACV	0	0.00%
LTG	0	0.00%
BOT	0	0.00%
BSR	0	0.00%
C4G	0	0.00%

下跌排名/股碼	漲跌(VND)	漲跌%
BCG	-200	-2.36%
HT1	-350	-2.21%
HSG	-160	-2.19%
HAG	-90	-2.05%
IDI	-150	-1.98%

下跌排名/股碼	漲跌(VND)	漲跌%
BCC	-100	-1.39%
VCR	-200	-1.20%
NVB	-100	-1.16%
SHN	-100	-1.11%
PVI	-200	-0.61%

下跌排名/股碼	漲跌(VND)	漲跌%
ACV	0	0.00%
LTG	0	0.00%
BOT	0	0.00%
BSR	0	0.00%
C4G	0	0.00%

*備註：市值>5,000 億盾；成交值>15 億盾

市值排名/股碼	十億盾	
VIC	394,820	
VCB	315,255	
VHM	294,422	
VNM	223,941	
GAS	195,223	

市值排名/股碼	十億盾	
ACB	39,722	
VCS	13,536	
VCG	11,750	
PVS	8,938	
SHB	8,061	

市值排名/股碼	十億盾	
ACV	166,114	
VGI	102,604	
VEA	71,670	
GVR	55,408	
MCH	52,066	

交易量排名/股碼	成交值	30 日均
ROS	21,791,640	20,877,845
VPB	13,318,940	6,359,134
MBB	7,134,100	5,327,839
JVC	5,318,790	822,707
TCB	4,820,730	4,821,301

交易量排名/股碼	成交值	30 日均
PVI	4,451,065	363,507
KLF	3,551,355	646,697
ACB	3,443,675	2,412,538
SHB	1,850,797	4,248,763
HUT	1,404,373	802,558

交易量排名/股碼	成交值	30 日均
EVF	1,716,276	647,771
VIB	1,318,065	1,174,363
BSR	1,306,150	2,104,937
BAB	1,253,400	174,346
C71	1,000,000	45,534

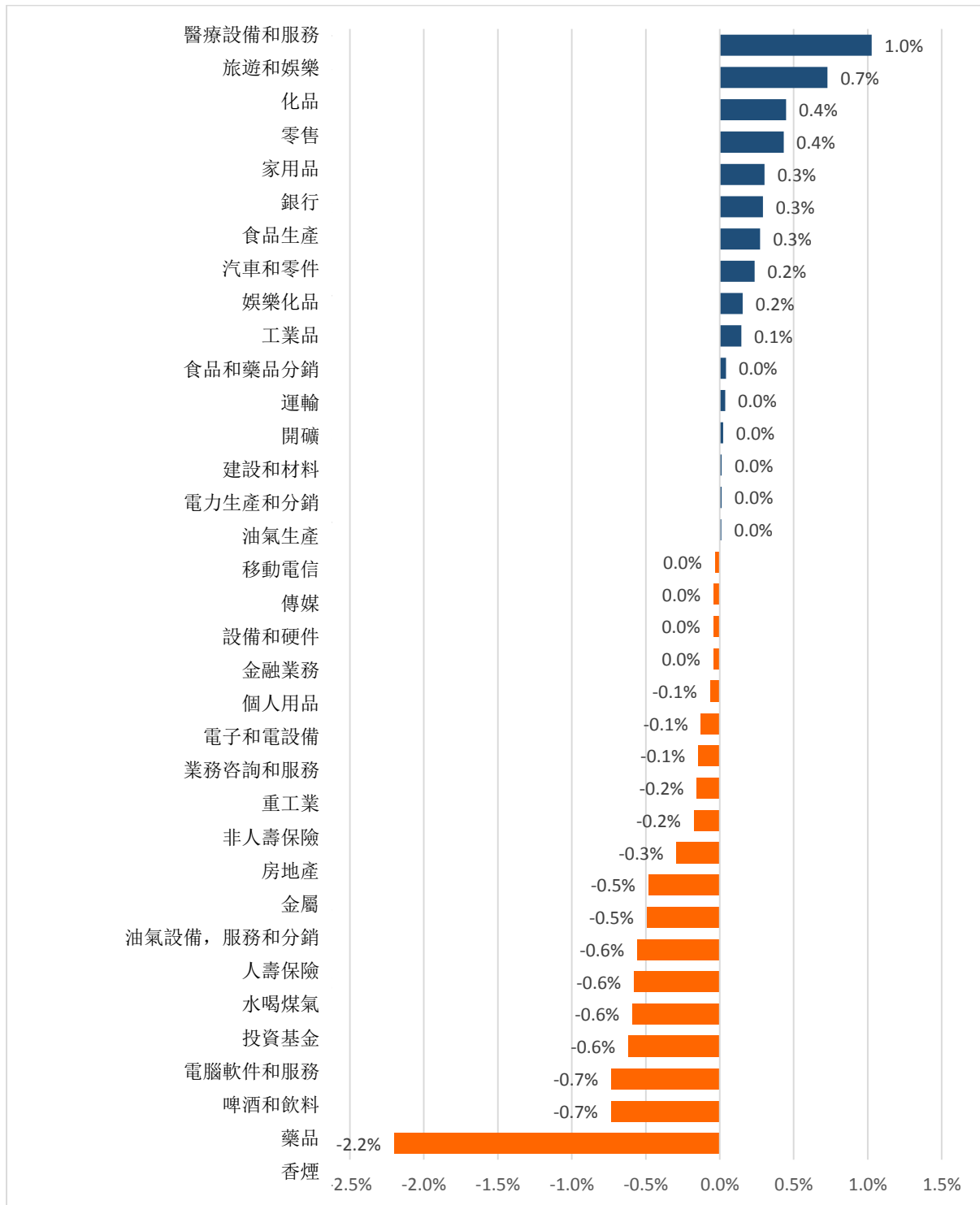
資料源: Bloomberg & Yuanta Research

資料源: Bloomberg & Yuanta Research

資料源: Bloomberg & Yuanta Research

We Create Fortune

各行業板塊的交易走勢



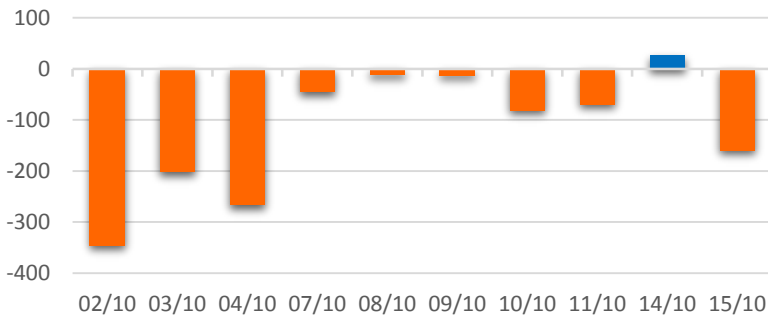
資料源: FiinPro - YSVN



We Create Fortune

外資買進賣統計

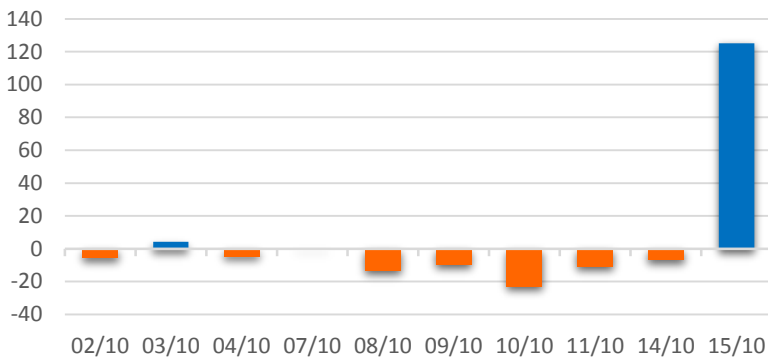
HSX 外資每日買/賣超



證券代碼	買超金額 (百萬盾)	證券代碼	賣超金額 (百萬盾)
VCB	16,239	VIC	83,041
NVL	14,314	VNM	36,978
BID	11,776	HPG	26,766
PTB	7,600	VHM	18,798
ROS	5,050	DRC	14,535

HSX 外資買/賣超的前 5 名

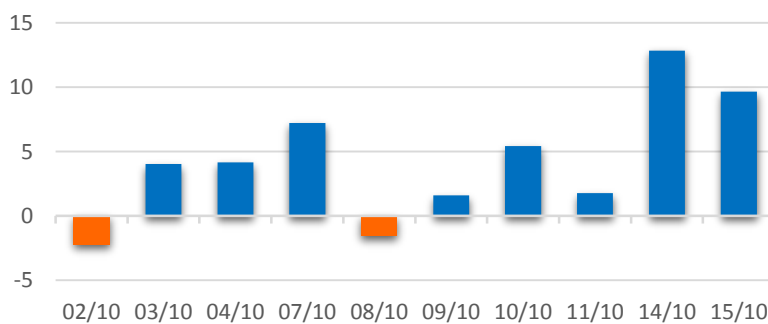
HNX 外資每日買/賣超



證券代碼	買超金額 (百萬盾)	證券代碼	賣超金額 (百萬盾)
PVI	128,123	NTP	1,943
SHS	1,018	DNP	1,748
VCS	365	CEO	803
PMC	205	LHC	454
SD6	96	BVS	192

HNX 外資買/賣超的前 5 名

UPCOM 外資每日買/賣超



證券代碼	買超金額 (百萬盾)	證券代碼	賣超金額 (百萬盾)
VTP	3,316	VOC	259
VEA	1,968	SIP	56
ACV	1,161	IFS	7
BCM	527	BTV	2
VGI	442	CTR	384

UPCOM 外資買/賣超的前 5 名

源: FiinPro – YSVN

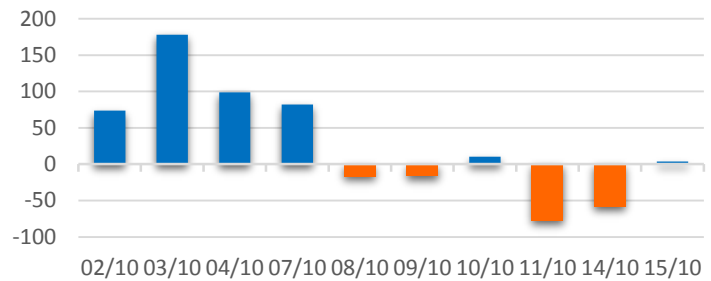
We Create **Fortune**

自營進出統計

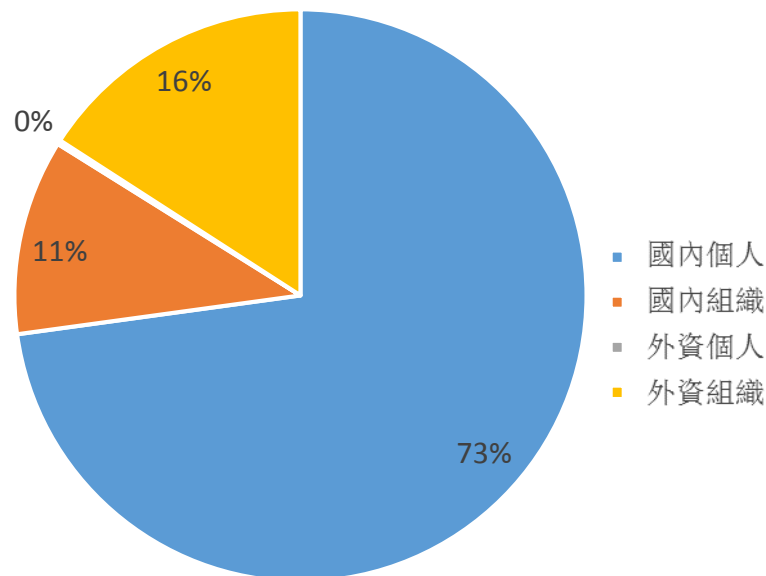
證券代碼	買超金額 (百萬盾)	證券代碼	賣超金額 (百萬盾)
MBB	8,017	EIB	25,240
BMI	6,581	MBB	11,598
VNM	5,223	TCO	7,540
HPG	5,047	C32	6,276
E1VFN30	4,605	SJS	6,160

券商自營交易最大前名

券商自營交易每日買/賣超 (bil.VND)



越南證券市場投資人類別統計

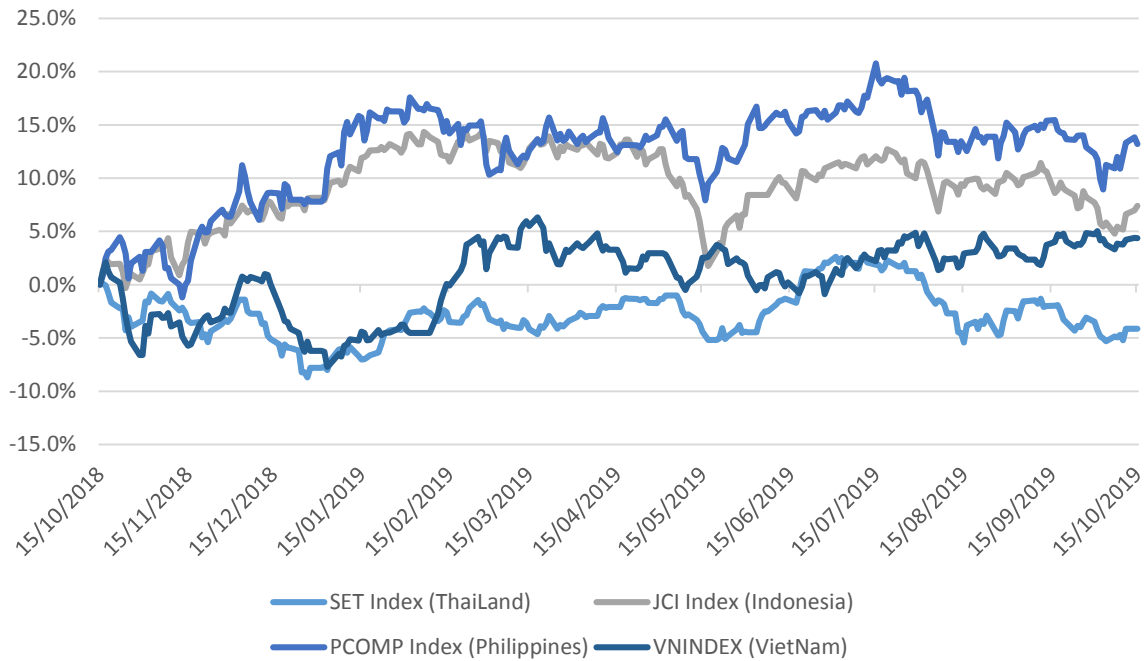


資料源: FiiPro - YSVN



We Create Fortune

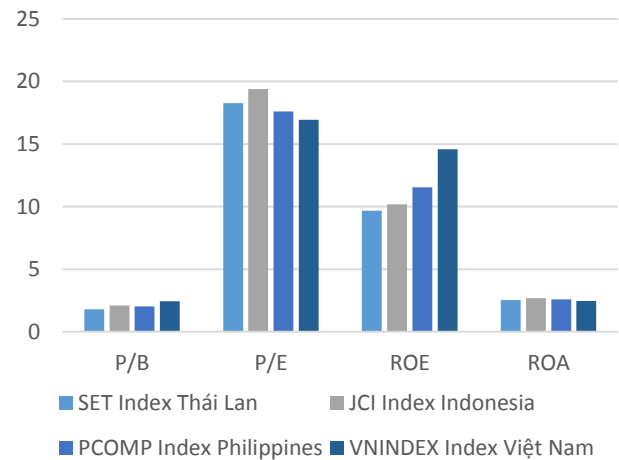
東南亞主要市場走勢比較



東南亞主要市場數據

		Thailand	Indonesia	Philippines	Vietnam
P/B		1.8x	2.1x	2.0x	2.4x
P/E		18.3x	19.4x	17.6x	16.9x
ROE	%	9.69	10.19	11.54	14.60
ROA	%	2.54	2.69	2.59	2.45
Vốn hóa	Tỷ USD	554.00	498.95	191.38	144.92
GTGD	Triệu USD	1.67	0.45	0.05	0.15
LS cổ tức	%	3.13	2.50	1.66	1.89

BloomBerg & YSVN





We Create **Fortune**

元大證券（越南）公司

個人客戶分析部

Nguyễn Th ê Minh

研究分析經理

+84 28 3622 6868 ext 3826

minh.nguyen@yuantan.com.vn

Quách Đức Khánh

高級分析專員

+84 28 3622 6868 ext 3833

khanh.quach@yuantan.com.vn

Phạm Tấn Phát

高級分析專員

+84 28 3622 6868 ext 3880

phat.pham@yuantan.com.vn

Nguyễn Trịnh Ngọc Hồng

分析專員

+84 28 3622 6868 ext 3832

hong.nguyen@yuantan.com.vn

個人客戶業務部

Nguyễn Thanh Tùng

總公司業務經理

+84 28 3622 6868 ext 3609

tung.nguyen@yuantan.com.vn

Chung Kim Hoa

華人客戶部經理

+84 28 3622 6868 ext 3828

hoa.chung@yuantan.com.vn

Phù Vĩnh Qu ê

堤岸分行經理

+84 28 3622 6868

que.phu@yuantan.com.vn

Nguyễn Việt Quang

河內分行經理

+84 28 3622 6868 ext 3404

quang.nguyen@yuantan.com.vn

Võ Thị Thu Thủy

平陽分行經理

+84 28 3622 6868 ext 3505

thuy.vo@yuantan.com.vn

Bùi Quốc Phong

同奈分行經理

+84 28 3622 6868

phong.bui@yuantan.com.vn

Nguyễn Đức Hoàn

河內南部營業中心經理

+84 28 3622 6868 ext 3409

hoan.nguyen@yuantan.com.vn

Võ Đình Tuấn

峴港分行經理

+84 28 3622 6868 ext 3301

tuan.vo@yuantan.com.vn



We Create **Fortune**

Appendix A: Important Disclosures

Analyst Certification

Each research analyst primarily responsible for the content of this research report, in whole or in part, certifies that with respect to each security or issuer that the analyst covered in this report: (1) all of the views expressed accurately reflect his or her personal views about those securities or issuers; and (2) no part of his or her compensation was, is, or will be, directly or indirectly, related to the specific recommendations or views expressed by that research analyst in the research report.

Ratings Definitions

BUY: We have a positive outlook on the stock based on our expected absolute or relative return over the investment period. Our thesis is based on our analysis of the company's outlook, financial performance, catalysts, valuation and risk profile. We recommend investors add to their position.

HOLD-Outperform: In our view, the stock's fundamentals are relatively more attractive than peers at the current price. Our thesis is based on our analysis of the company's outlook, financial performance, catalysts, valuation and risk profile.

HOLD-Underperform: In our view, the stock's fundamentals are relatively less attractive than peers at the current price. Our thesis is based on our analysis of the company's outlook, financial performance, catalysts, valuation and risk profile.

SELL: We have a negative outlook on the stock based on our expected absolute or relative return over the investment period. Our thesis is based on our analysis of the company's outlook, financial performance, catalysts, valuation and risk profile. We recommend investors reduce their position.

Under Review: We actively follow the company, although our estimates, rating and target price are under review.

Restricted: The rating and target price have been suspended temporarily to comply with applicable regulations and/or Yuanta policies.

Note: Yuanta research coverage with a Target Price is based on an investment period of 12 months. Greater China Discovery Series coverage does not have a formal 12 month Target Price and the recommendation is based on an investment period specified by the analyst in the report.

Global Disclaimer

© 2018 Yuanta. All rights reserved. The information in this report has been compiled from sources we believe to be reliable, but we do not hold ourselves responsible for its completeness or accuracy. It is not an offer to sell or solicitation of an offer to buy any securities. All opinions and estimates included in this report constitute our judgment as of this date and are subject to change without notice.

This report provides general information only. Neither the information nor any opinion expressed herein constitutes an offer or invitation to make an offer to buy or sell securities or other investments. This material is prepared for general circulation to clients and is not intended to provide tailored investment advice and does not take into account the individual financial situation and objectives of any specific person who may receive this report. Investors should seek financial advice regarding the appropriateness of investing in any securities, investments or investment strategies discussed or recommended in this report. The information contained in this report has been compiled from sources believed to be reliable but no representation or warranty, express or implied, is made as to its accuracy, completeness or correctness. This report is not (and should not be construed as) a solicitation to act as securities broker or dealer in any jurisdiction by any person or company that is not legally permitted to carry on such business in that jurisdiction.

Yuanta research is distributed in the United States only to Major U.S. Institutional Investors (as defined in Rule 15a-6 under the Securities Exchange Act of 1934, as amended and SEC staff interpretations thereof). All transactions by a US person in the securities mentioned in this report must be effected through a registered broker-dealer under Section 15 of the Securities Exchange Act of 1934, as amended. Yuanta research is distributed in Taiwan by Yuanta Securities Investment Consulting. Yuanta research is distributed in Hong Kong by Yuanta Securities (Hong Kong) Co. Limited, which is licensed in Hong Kong by the Securities and Futures Commission for regulated activities, including Type 4 regulated activity (advising on securities). In Hong Kong, this research report may not be redistributed, retransmitted or disclosed, in whole or in part or any form or manner, without the express written