

當日期貨市場：探底

2020/03/12

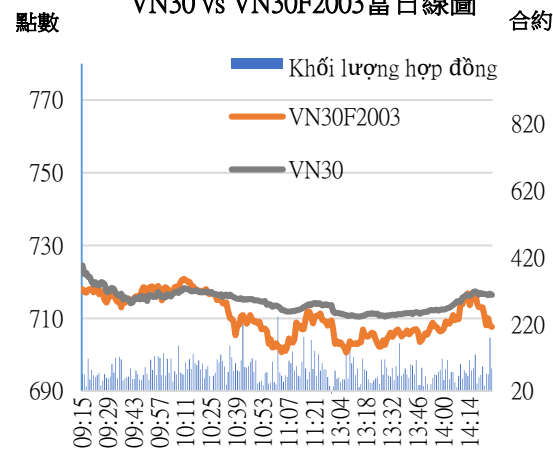
合約走勢

收盤 +/- 成交量 到期日

單位	點數	點數	合約	日期
VN30F2003	694.0	-51.0	194,113	19/03
VN30F2004	698.1	-52.5	2053	16/04
VN30F2006	693.0	-52.1	522	18/06
VN30F2009	695.2	-52.2	202	17/09

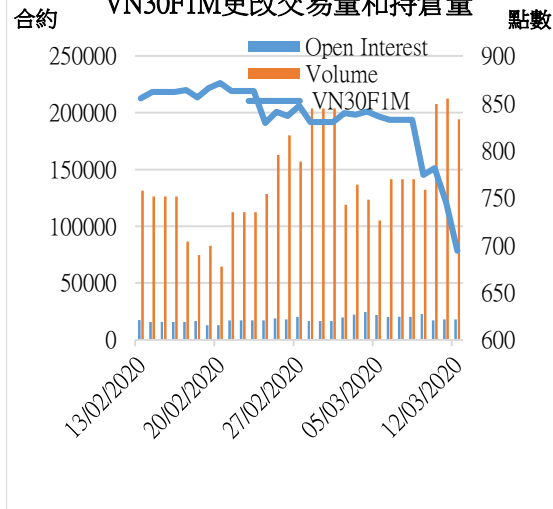
源自：Bloomberg - YSVN

VN30 vs VN30F2003當日線圖



源自：Bloomberg - YSVN

VN30F1M更改交易量和持倉量



源自：Bloomberg - YSVN

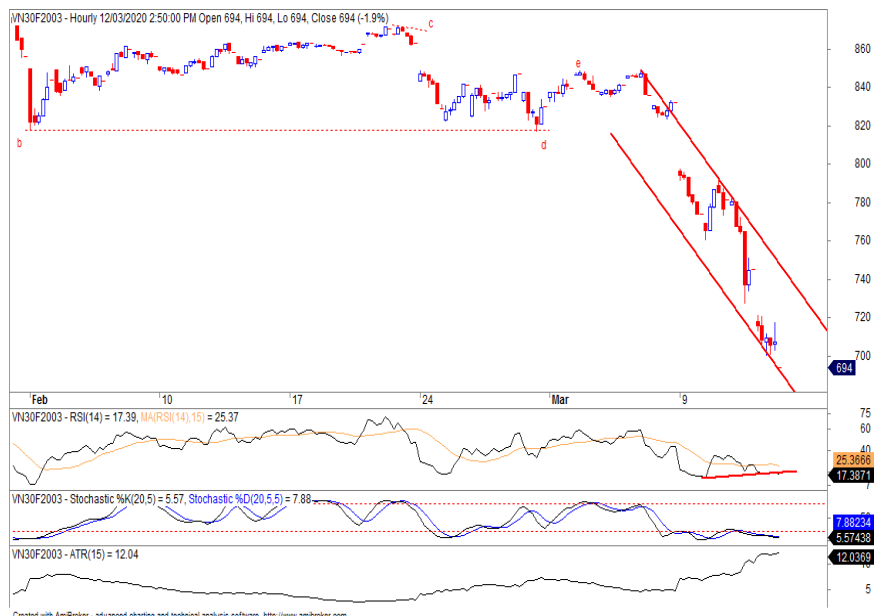
技術信號

- VN30F2003 繼續沿著價格下跌通道下跌，但價格圖在價格通道下限（相當於 894-700 點）的跌勢有所持平。RSI 指標在 1H 幀中繼續形成看漲背離，顯示可能會出現短期反彈。同時，根據 Elliott 波動模式，VN30F2003 預計會在 894-700 點結束第五波下跌浪潮，並可能進入較大的回漲期。
- 支持市場可能會在下一盤恢復，是因 ATC 時將基數擴大至 -25.21 點，並且此差異將在下一盤中縮小。

投資策略

- 當天策略 (Intraday)：當 VN30F2003 從 707.5 點反彈，投資者考慮開多頭，停損於 702 點，目標為 735-745 點。
- 主要短期趨勢策略 (Daily)：投資者繼續持有空頭，停損於 762.9 點。

趨勢	VN30F2003-Daily	VN30F2003-1H
短期	下跌	下跌
支撐 1	700	700
支撐 2	660	690
阻力 1	850	745
阻力 2	870	760



Created with AmiBroker - advanced charting and technical analysis software. http://www.amibroker.com

Pham Tan Phat
高級分析專員

Email: phat.pham@yuanta.com.vn

Phone: (084) 28 3622 6868 ext 3880

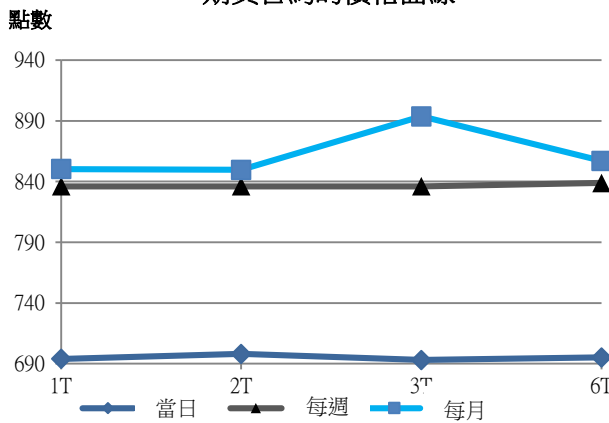


We Create Fortune

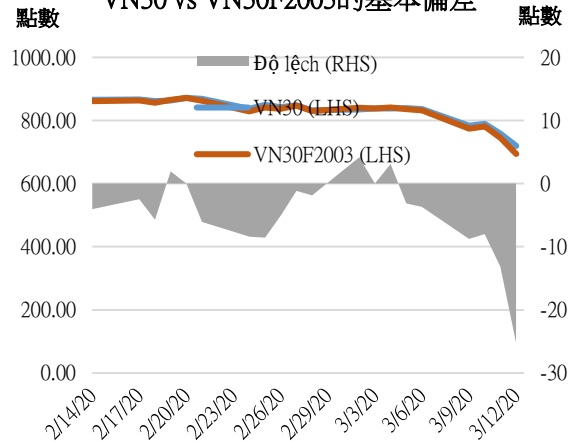
期貨合約

	收盤價	+/-	+/- %	成交量	+/- %	Fair Value	最後清算日	剩餘時間
	單位：點	點	%	合約		單位：點		日
VN30 Index	719.2	-38.9	-5.1%	0				
VN30F2003	694.0	-51.0	-6.8%	194,113	-8.65%	719	19/03/2020	7
VN30F2004	698.1	-52.5	-7.0%	2,053	48.12%	724	16/04/2020	34
VN30F2006	693.0	-52.1	-7.0%	522	162.31%	735	18/06/2020	97
VN30F2009	695.2	-52.2	-7.0%	202	22.42%	752	17/09/2020	188

期貨合約的價格曲線



VN30 vs VN30F2003的基本偏差



上漲排名/ 前 5 檔	影響 點數	下跌排名/ 前 5 檔	影響 點數
MSN	0.00	TCB	-4.19
NVL	-0.09	VPB	-3.84
EIB	-0.14	VIC	-3.27
ROS	-0.15	HPG	-2.94
CTD	-0.20	MWG	-2.45

股價上漲 前 5 檔	%	股價下跌 前 5 檔	%
MSN	0.00	PNJ	-7.00
NVL	-0.38	TCB	-6.99
EIB	-0.60	POW	-6.98
VNM	-0.69	MWG	-6.98
SAB	-4.87	BID	-6.97



We Create Fortune

VN30 指數股票名單

股票代碼	企業名稱	產業	比重	收盤價	資本	PER	PBR	3 個月成交量	外資持股	52 週走高	52 週走低
		單位	%	VND	TỶ VND	x	x	000 cp	%	VND	VND
BID	越南投資與發展商業股份銀行	金融	1.1%	36,700	147,608	15.3	2.0	946	18%	55,800	30,550
CTD	Coteccons 建築股份公司	工業	0.4%	56,300	4,295	6.4	0.5	163	47%	146,200	47,750
CTG	越南工商股份銀行	金融	1.4%	21,800	81,170	8.6	1.1	6,524	30%	28,450	19,500
BVH	Bao Viet (保越) 集團	金融	0.5%	42,450	31,512	26.0	1.7	206	29%	98,200	42,450
DPM	油氣化學原料 - 化肥股份公司	原材料	0.8%	38,050	45,310	10.9	2.0	281	13%	67,500	38,050
EIB	越南進出口貿易股份銀行	金融	3.3%	16,700	20,532	23.7	1.3	134	30%	19,100	15,350
FPT	FPT 發展投資工藝股份公司	CNTT	4.9%	48,100	32,625	10.4	2.3	1,613	49%	61,300	40,182
GAS	越南氣體總公司 - 股份公司	公用服務	1.1%	59,400	113,689	9.7	2.3	300	4%	114,900	59,400
GMD	Gemadept 運輸股份公司	工業	0.7%	8,390	19,648	7.9	0.7	2,217	13%	16,750	8,390
HDB	胡志明市發展商業股份銀行	金融	2.9%	22,800	21,948	6.2	1.2	1,531	23%	32,350	22,800
HPG	Hoa Phat (和發) 集團股份公司	原材料	6.0%	19,250	53,151	7.5	1.1	6,438	38%	26,654	19,150
MBB	軍隊貿易股份銀行	金融	4.5%	16,950	40,874	4.9	1.0	5,727	22%	23,900	16,950
MSN	Masan 集團股份公司	必需消費品	4.4%	49,950	58,389	10.5	1.4	1,241	38%	91,600	46,500
MWG	世界移動通信投資股份公司	非必需消費品	4.5%	81,300	36,846	9.4	3.0	726	49%	129,500	80,600
NVL	Nova 房地產投資集團股份公司	房地產	3.3%	52,800	51,192	14.9	2.3	444	6%	65,100	51,600
PNJ	Phu Nuan (富潤) 珠寶股份公司	非必需消費品	2.2%	63,800	14,367	11.9	3.1	663	49%	92,500	63,800
REE	冷機電股份公司	工業	0.9%	28,000	8,681	5.3	0.8	707	49%	40,150	27,850
ROS	FLC Faros 建築股份公司	工業	0.3%	5,630	3,196	17.9	0.5	11,242	4%	34,800	5,630
SAB	Sai Gon (西貢) 飲料-酒-啤酒股份公司	必需消費品	1.9%	144,600	92,729	19.3	4.9	51	63%	291,000	142,100
SBT	Bien Hoa - Thanh Thanh Cong (邊和 - 成成功) 股份公司	必需消費品	0.9%	17,050	10,004	33.6	1.4	1,693	7%	22,700	15,400
SSI	SSI 西貢證券股份公司	金融	0.8%	13,550	7,020	7.6	0.7	1,768	53%	29,600	13,500
STB	西貢商信銀行 (sacombank)	金融	3.4%	9,950	17,946	7.3	0.7	7,541	12%	13,150	9,750
TCB	越南技商股份銀行 (Techcombank)	金融	7.7%	17,950	62,828	6.2	1.0	2,440	22%	27,550	17,950
VCB	越南外商貿易股份銀行	金融	4.0%	71,700	265,927	14.3	3.1	891	24%	95,000	62,700
VHM	Vinhomes 股份公司	房地產	5.1%	72,000	236,845	11.3	4.3	698	15%	102,300	71,000
VIC	Vingroup 集團股份公司	房地產	8.0%	91,800	310,507	40.5	4.1	538	15%	126,500	90,300
VJC	Vietjet 越捷航空股份公司	工業	5.0%	101,000	52,908	12.8	3.5	404	19%	148,800	99,100
VNM	越南牛奶股份公司	必需消費品	10.6%	100,900	175,705	18.4	6.4	961	59%	140,100	96,000
VPB	Viet Nam Thịnh Vuong (越南繁榮) 貿易股份銀行	金融	7.3%	22,550	54,971	6.7	1.3	3,310	23%	29,300	17,500
VRE	Vincom Retail 股份公司	房地產	1.9%	24,200	54,990	19.3	2.0	1,465	33%	39,950	24,200



We Create **Fortune**

元大證券（越南）公司

個人客戶分析部

Nguyễn Th ệ Minh

研究分析經理

+84 28 3622 6868 ext 3826

minh.nguyen@yuanta.com.vn

Lý Thị Hi ền

研究分析主管

+84 28 3622 6868 ext 3908

hien.ly@yuanta.com.vn

Quách Đức Khánh

高級分析專員

+84 28 3622 6868 ext 3833

khanh.quach@yuanta.com.vn

Phạm Tấn Phát

高級分析專員

+84 28 3622 6868 ext 3880

phat.pham@yuanta.com.vn

Nguyễn Trịnh Ngọc Hồng

分析專員

+84 28 3622 6868 ext 3832

hong.nguyen@yuanta.com.vn

個人客戶業務部

Nguyễn Thanh Tùng

總公司業務經理

+84 28 3622 6868 ext 3609

tung.nguyen@yuanta.com.vn

Nguyễn Việt Quang

河內分行經理

+84 28 3622 6868 ext 3404

quang.nguyen@yuanta.com.vn

Võ Thị Thu Thủy

平陽分行經理

+84 28 3622 6868 ext 3505

thuy.vo@yuanta.com.vn

Nguyễn Mạnh Hoạt

堤岸分行經理

+84 28 3622 6868 ext 3847

hoat.nguyen@yuanta.com.vn

Bùi Quốc Phong

同奈分行經理

+84 28 3622 6868

phong.bui@yuanta.com.vn

Chung Kim Hoa

華人客戶部經理

+84 28 3622 6868 ext 3828

hoa.chung@yuanta.com.vn

Đinh Thị Thu Cúc

頭頓分行經理

+84 28 3622 6868 ext 3203

cuc.dinh@yuanta.com.vn

Võ Đình Tuấn

峴港分行經理

+84 28 3622 6868 ext 3301

tuan.vo@yuanta.com.vn

Nguyễn Đức Hoàn

河內南部營業中心經理

+84 28 3622 6868 ext 3409

hoan.nguyen@yuanta.com.vn



We Create **Fortune**

Appendix A: Important Disclosures

Analyst Certification

Each research analyst primarily responsible for the content of this research report, in whole or in part, certifies that with respect to each security or issuer that the analyst covered in this report: (1) all of the views expressed accurately reflect his or her personal views about those securities or issuers; and (2) no part of his or her compensation was, is, or will be, directly or indirectly, related to the specific recommendations or views expressed by that research analyst in the research report.

Ratings Definitions

BUY: We have a positive outlook on the stock based on our expected absolute or relative return over the investment period. Our thesis is based on our analysis of the company's outlook, financial performance, catalysts, valuation and risk profile. We recommend investors add to their position.

HOLD-Outperform: In our view, the stock's fundamentals are relatively more attractive than peers at the current price. Our thesis is based on our analysis of the company's outlook, financial performance, catalysts, valuation and risk profile.

HOLD-Underperform: In our view, the stock's fundamentals are relatively less attractive than peers at the current price. Our thesis is based on our analysis of the company's outlook, financial performance, catalysts, valuation and risk profile.

SELL: We have a negative outlook on the stock based on our expected absolute or relative return over the investment period. Our thesis is based on our analysis of the company's outlook, financial performance, catalysts, valuation and risk profile. We recommend investors reduce their position.

Under Review: We actively follow the company, although our estimates, rating and target price are under review.

Restricted: The rating and target price have been suspended temporarily to comply with applicable regulations and/or Yuanta policies.

Note: Yuanta research coverage with a Target Price is based on an investment period of 12 months. Greater China Discovery Series coverage does not have a formal 12 month Target Price and the recommendation is based on an investment period specified by the analyst in the report.

Global Disclaimer

© 2018 Yuanta. All rights reserved. The information in this report has been compiled from sources we believe to be reliable, but we do not hold ourselves responsible for its completeness or accuracy. It is not an offer to sell or solicitation of an offer to buy any securities. All opinions and estimates included in this report constitute our judgment as of this date and are subject to change without notice.

This report provides general information only. Neither the information nor any opinion expressed herein constitutes an offer or invitation to make an offer to buy or sell securities or other investments. This material is prepared for general circulation to clients and is not intended to provide tailored investment advice and does not take into account the individual financial situation and objectives of any specific person who may receive this report. Investors should seek financial advice regarding the appropriateness of investing in any securities, investments or investment strategies discussed or recommended in this report. The information contained in this report has been compiled from sources believed to be reliable but no representation or warranty, express or implied, is made as to its accuracy, completeness or correctness. This report is not (and should not be construed as) a solicitation to act as securities broker or dealer in any jurisdiction by any person or company that is not legally permitted to carry on such business in that jurisdiction.

Yuanta research is distributed in the United States only to Major U.S. Institutional Investors (as defined in Rule 15a-6 under the Securities Exchange Act of 1934, as amended and SEC staff interpretations thereof). All transactions by a US person in the securities mentioned in this report must be effected through a registered broker-dealer under Section 15 of the Securities Exchange Act of 1934, as amended. Yuanta research is distributed in Taiwan by Yuanta Securities Investment Consulting. Yuanta research is distributed in Hong Kong by Yuanta Securities (Hong Kong) Co. Limited, which is licensed in Hong Kong by the Securities and Futures Commission for regulated activities, including Type 4 regulated activity (advising on securities). In Hong Kong, this research report may not be redistributed, retransmitted or disclosed, in whole or in part or any form or manner, without the express written