

當日期貨市場：強勁反彈上漲

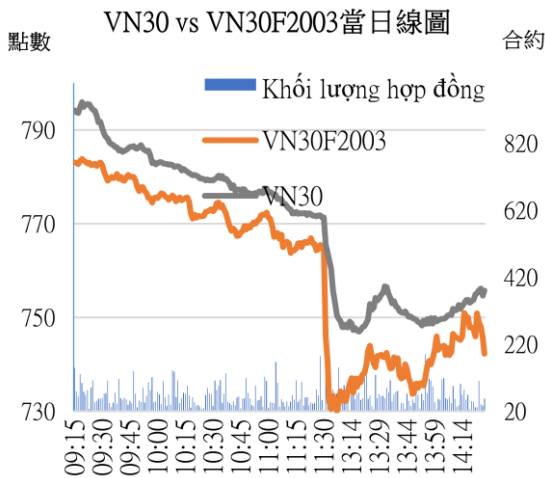
2020/03/13

合約走勢

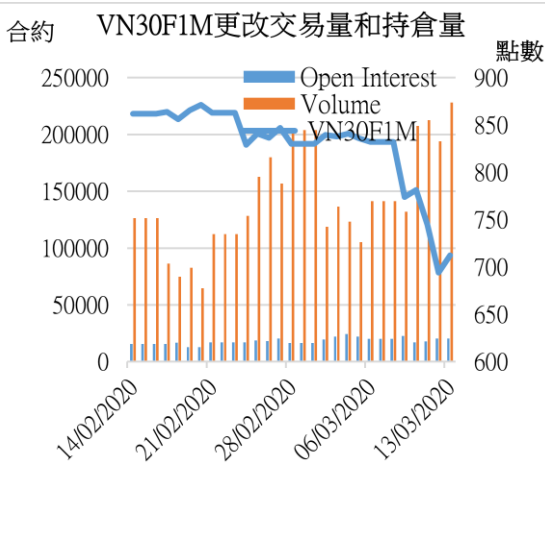
收盤 +/- 成交量 到期日

單位	點數	點數	合約	日期
VN30F2003	745.0	-36.5	212,493	19/03
VN30F2004	750.6	-56.4	1386	16/04
VN30F2006	745.1	-45.7	199	18/06
VN30F2009	747.4	-34.3	165	17/09

源自：Bloomberg - YSVN



源自：Bloomberg - YSVN



源自：Bloomberg - YSVN

技術信號

- VN30F2003 在 660 點上反彈，並以當日最高價收盤，表明多頭佔優勢。RSI 指標積極向上，並且沒有減弱的跡象，並且 MACD 在 30 分鐘內恢復買進的指示，表明短期恢復階段尚未結束。VN30F2003 的 730-732 點是強力阻力位，對應於 Fibonacci Retracment 38.2% 和趨勢線阻力線。
- 然而，在價格圖表中，短期阻力位於約 720-722 點，並且有可能在繼續恢復趨勢之前修正至 698-700 點的支撐位。

投資策略

- 當天策略 (Intraday)：投資者考慮在修正期開多頭來測試 698-700 點的支撐位，目標為 730 點和停損於 697 點。
- 主要短期趨勢策略 (Daily)：投資者繼續持有空頭，停損於 753.4 點。

趨勢	VN30F2003-Daily	VN30F2003-1H
短期	下跌	下跌
支撐 1	660	697
支撐 2	640	690
阻力 1	780	722
阻力 2	800	730



Pham Tan Phat  
高級分析專員

Email: [phat.pham@yuanta.com.vn](mailto:phat.pham@yuanta.com.vn)

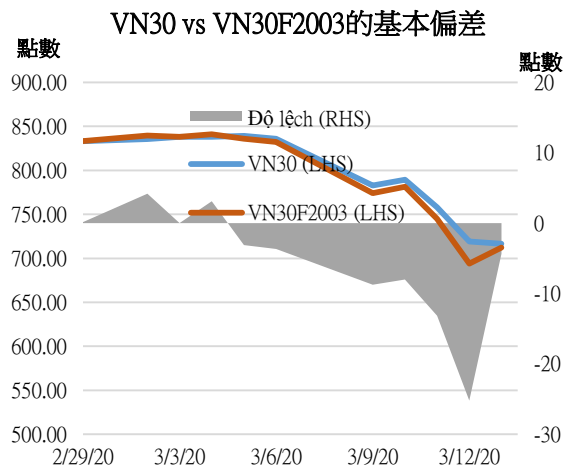
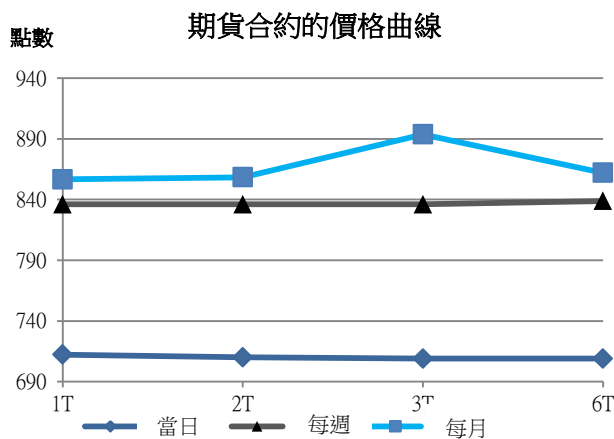
Phone: (084) 28 3622 6868 ext 3880



We Create Fortune

期貨合約

	收盤價	+/-	+/- %	成交量	+/- %	Fair Value	最後清算日	剩餘時間
	單位：點	點	%	合約		單位：點		日
VN30 Index	716.7	-2.6	-0.4%	0				
VN30F2003	712.3	18.3	2.6%	228,204	17.56%	716	19/03/2020	6
VN30F2004	710.0	11.9	1.7%	3,428	66.98%	721	16/04/2020	33
VN30F2006	709.0	16.0	2.3%	312	-40.23%	732	18/06/2020	96
VN30F2009	709.0	13.8	2.0%	183	-9.41%	749	17/09/2020	187



上漲排名/ 前 5 檔	影響 點數	下跌排名/ 前 5 檔	影響 點數
STB	1.11	VNM	-1.36
TCB	0.93	MWG	-0.92
VIC	0.44	PNJ	-0.54
POW	0.33	HPG	-0.45
MBB	0.29	EIB	-0.43

股價上漲 前 5 檔	%	股價下跌 前 5 檔	%
POW	6.08	SBT	-6.74
STB	4.52	ROS	-5.86
TCB	1.67	PLX	-4.99
MBB	0.88	BVH	-4.71
HDB	0.88	BID	-4.63

We Create Fortune

**VN30 指數股票名單**

股票代碼	企業名稱	產業	比重	收盤價	資本	PER	PBR	3 個月成交量	外資持股	52 週走高	52 週走低
		單位	%	VND	Tỷ VND	x	x	000 cp	%	VND	VND
BID	越南投資與發展商業股份銀行	金融	1.1%	35,000	140,771	14.6	1.9	967	18%	55,800	30,550
CTD	Coteccons 建築股份公司	工業	0.4%	54,700	4,173	6.2	0.5	169	47%	146,200	47,750
CTG	越南工商股份銀行	金融	1.4%	21,950	81,729	8.6	1.1	6,670	30%	28,450	19,500
BVH	Bao Viet (保越) 集團	金融	0.5%	40,450	30,027	24.8	1.6	210	29%	98,200	39,500
DPM	油氣化學原料 - 化肥股份公司	原材料	0.7%	36,150	43,048	10.3	1.9	285	13%	67,500	35,400
EIB	越南進出口貿易股份銀行	金融	3.3%	16,400	20,163	23.3	1.3	138	30%	19,100	15,350
FPT	FPT 發展投資工藝股份公司	CNTT	5.0%	48,150	32,659	10.4	2.3	1,665	49%	61,300	40,182
GAS	越南氣體總公司 - 股份公司	公用服務	1.0%	57,000	109,095	9.4	2.2	311	4%	114,900	55,300
GMD	Gemadep 運輸股份公司	工業	0.8%	8,900	20,843	8.4	0.8	2,297	13%	16,750	7,810
HDB	胡志明市發展商業股份銀行	金融	2.9%	23,000	22,140	6.3	1.2	1,546	23%	32,350	21,250
HPG	Hoa Phat (和發) 集團股份公司	原材料	6.0%	19,050	52,598	7.4	1.1	6,565	38%	26,654	17,950
MBB	軍隊貿易股份銀行	金融	4.5%	17,100	41,235	4.9	1.0	5,927	24%	23,900	15,800
MSN	Masan 集團股份公司	必需消費品	4.4%	49,850	58,272	10.4	1.4	1,270	38%	91,600	46,500
MWG	世界移動通信投資股份公司	非必需消費品	4.4%	79,000	35,804	9.1	2.9	730	49%	129,500	75,700
NVL	Nova 房地產投資集團股份公司	房地產	3.3%	53,000	51,386	14.9	2.3	446	6%	65,100	51,200
PNJ	Phu Nhuan (富潤) 珠寶股份公司	非必需消費品	2.1%	61,600	13,872	11.5	3.0	664	49%	92,500	59,400
REE	冷機電股份公司	工業	0.9%	28,200	8,743	5.3	0.8	721	49%	40,150	26,250
ROS	FLC Faros 建築股份公司	工業	0.3%	5,300	3,008	16.9	0.5	10,738	4%	34,800	5,240
SAB	Sai Gon (西貢) 飲料-酒-啤酒股份公司	必需消費品	1.9%	144,000	92,344	19.3	4.9	51	63%	291,000	138,000
SBT	Bien Hoa - Thanh Thanh Cong (邊和 - 成成功) 股份公司	必需消費品	0.8%	15,900	9,329	31.3	1.3	1,711	7%	22,700	15,400
SSI	SSI 西貢證券股份公司	金融	0.8%	13,300	6,890	7.4	0.7	1,821	53%	29,600	12,700
STB	西貢商信銀行 (sacombank)	金融	3.6%	10,400	18,758	7.6	0.7	7,880	12%	13,150	9,280
TCB	越南技商股份銀行 (Techcombank)	金融	7.9%	18,250	63,878	6.3	1.0	2,495	22%	27,550	16,700
VCB	越南外商貿易股份銀行	金融	4.0%	71,000	263,330	14.2	3.1	911	24%	95,000	64,000
VHM	Vinhomes 股份公司	房地產	5.1%	72,000	236,845	11.3	4.3	707	15%	102,300	67,000
VIC	Vingroup 集團股份公司	房地產	8.1%	92,500	312,875	40.8	4.1	565	15%	126,500	85,400
VJC	Vietjet 越捷航空股份公司	工業	5.0%	101,000	52,908	12.8	3.5	411	19%	148,800	94,000
VNM	越南牛奶股份公司	必需消費品	10.4%	99,100	172,571	18.1	6.3	989	59%	140,100	95,200
VPB	Viet Nam Thịnh Vuong (越南繁榮) 貿易股份銀行	金融	7.3%	22,500	54,849	6.7	1.3	3,344	23%	29,300	17,500
VRE	Vincom Retail 股份公司	房地產	1.9%	24,200	54,990	19.3	2.0	1,431	33%	39,950	22,550



We Create **Fortune**

## 元大證券（越南）公司

### 個人客戶分析部

**Nguyễn Thế Minh**

研究分析經理

+84 28 3622 6868 ext 3826

minh.nguyen@yuanta.com.vn

**Lý Thị Hiền**

研究分析主管

+84 28 3622 6868 ext 3908

hien.ly@yuanta.com.vn

**Quách Đức Khánh**

高級分析專員

+84 28 3622 6868 ext 3833

khanh.quach@yuanta.com.vn

**Phạm Tấn Phát**

高級分析專員

+84 28 3622 6868 ext 3880

phat.pham@yuanta.com.vn

**Nguyễn Trịnh Ngọc Hồng**

分析專員

+84 28 3622 6868 ext 3832

hong.nguyen@yuanta.com.vn

### 個人客戶業務部

**Nguyễn Thanh Tùng**

總公司業務經理

+84 28 3622 6868 ext 3609

tung.nguyen@yuanta.com.vn

**Nguyễn Việt Quang**

河內分行經理

+84 28 3622 6868 ext 3404

quang.nguyen@yuanta.com.vn

**Võ Thị Thu Thủy**

平陽分行經理

+84 28 3622 6868 ext 3505

thuy.vo@yuanta.com.vn

**Nguyễn Mạnh Hoạt**

堤岸分行經理

+84 28 3622 6868 ext 3847

hoat.nguyen@yuanta.com.vn

**Bùi Quốc Phong**

同奈分行經理

+84 28 3622 6868

phong.bui@yuanta.com.vn

**Chung Kim Hoa**

華人客戶部經理

+84 28 3622 6868 ext 3828

hoa.chung@yuanta.com.vn

**Đinh Thị Thu Cúc**

頭頓分行經理

+84 28 3622 6868 ext 3203

cuc.dinh@yuanta.com.vn

**Võ Đình Tuấn**

峴港分行經理

+84 28 3622 6868 ext 3301

[tuan.vo@yuanta.com.vn](mailto:tuan.vo@yuanta.com.vn)

**Nguyễn Đức Hoàn**

河內南部營業中心經理

+84 28 3622 6868 ext 3409

hoan.nguyen@yuanta.com.vn



We Create **Fortune**

## Appendix A: Important Disclosures

### Analyst Certification

Each research analyst primarily responsible for the content of this research report, in whole or in part, certifies that with respect to each security or issuer that the analyst covered in this report: (1) all of the views expressed accurately reflect his or her personal views about those securities or issuers; and (2) no part of his or her compensation was, is, or will be, directly or indirectly, related to the specific recommendations or views expressed by that research analyst in the research report.

### Ratings Definitions

**BUY:** We have a positive outlook on the stock based on our expected absolute or relative return over the investment period. Our thesis is based on our analysis of the company's outlook, financial performance, catalysts, valuation and risk profile. We recommend investors add to their position.

**HOLD-Outperform:** In our view, the stock's fundamentals are relatively more attractive than peers at the current price. Our thesis is based on our analysis of the company's outlook, financial performance, catalysts, valuation and risk profile.

**HOLD-Underperform:** In our view, the stock's fundamentals are relatively less attractive than peers at the current price. Our thesis is based on our analysis of the company's outlook, financial performance, catalysts, valuation and risk profile.

**SELL:** We have a negative outlook on the stock based on our expected absolute or relative return over the investment period. Our thesis is based on our analysis of the company's outlook, financial performance, catalysts, valuation and risk profile. We recommend investors reduce their position.

**Under Review:** We actively follow the company, although our estimates, rating and target price are under review.

**Restricted:** The rating and target price have been suspended temporarily to comply with applicable regulations and/or Yuanta policies.

Note: Yuanta research coverage with a Target Price is based on an investment period of 12 months. Greater China Discovery Series coverage does not have a formal 12 month Target Price and the recommendation is based on an investment period specified by the analyst in the report.

### Global Disclaimer

© 2018 Yuanta. All rights reserved. The information in this report has been compiled from sources we believe to be reliable, but we do not hold ourselves responsible for its completeness or accuracy. It is not an offer to sell or solicitation of an offer to buy any securities. All opinions and estimates included in this report constitute our judgment as of this date and are subject to change without notice.

This report provides general information only. Neither the information nor any opinion expressed herein constitutes an offer or invitation to make an offer to buy or sell securities or other investments. This material is prepared for general circulation to clients and is not intended to provide tailored investment advice and does not take into account the individual financial situation and objectives of any specific person who may receive this report. Investors should seek financial advice regarding the appropriateness of investing in any securities, investments or investment strategies discussed or recommended in this report. The information contained in this report has been compiled from sources believed to be reliable but no representation or warranty, express or implied, is made as to its accuracy, completeness or correctness. This report is not (and should not be construed as) a solicitation to act as securities broker or dealer in any jurisdiction by any person or company that is not legally permitted to carry on such business in that jurisdiction.

Yuanta research is distributed in the United States only to Major U.S. Institutional Investors (as defined in Rule 15a-6 under the Securities Exchange Act of 1934, as amended and SEC staff interpretations thereof). All transactions by a US person in the securities mentioned in this report must be effected through a registered broker-dealer under Section 15 of the Securities Exchange Act of 1934, as amended. Yuanta research is distributed in Taiwan by Yuanta Securities Investment Consulting. Yuanta research is distributed in Hong Kong by Yuanta Securities (Hong Kong) Co. Limited, which is licensed in Hong Kong by the Securities and Futures Commission for regulated activities, including Type 4 regulated activity (advising on securities). In Hong Kong, this research report may not be redistributed, retransmitted or disclosed, in whole or in part or any form or manner, without the express written