

當日期貨市場：測試 704-706 點的阻力位

2020/03/17

合約走勢

單位	收盤	+/-	成交量	到期日
VN30F2003	674.9	-37.4	186,102	19/03
VN30F2004	670.0	-40.0	2768	16/04
VN30F2006	668.9	-40.1	172	18/06
VN30F2009	671.0	-30.6	59	17/09

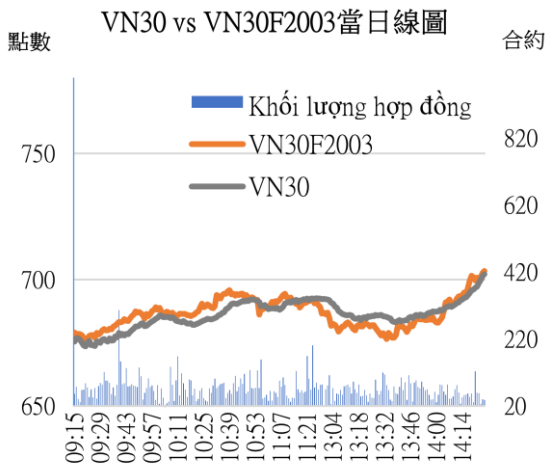
源自：Bloomberg - YSVN

技術信號

- VN30F2003 的圖表正在短期橫盤整理。具體來說，VN30F2003 可能正在打開趨勢延續三角形圖案，此圖案仍在發展中。704-706 點是強力的阻力位，對應於 Fibonacci Retracement 61.8%和 78.6%。ATR 指標在達到幾個月的高點後，就繼續下跌，進一步鞏固了短期累積情況。
- 同時，主要趨勢仍在下跌和當前的橫向趨勢，表明 VN30F2003 在測試 640-650 點的較低支撐位之前，而短期累積中。

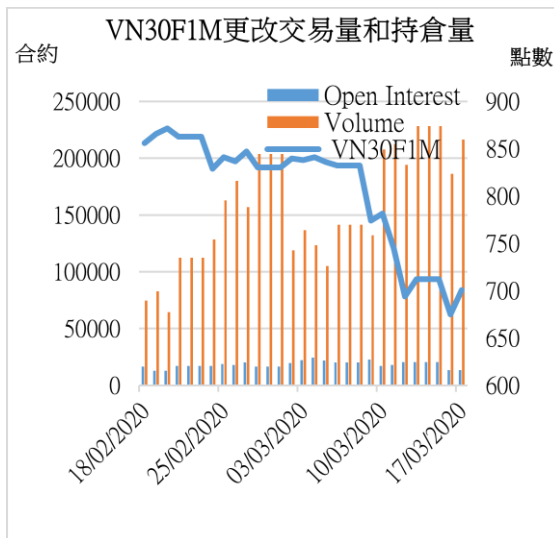
投資策略

- 當天策略 (Intraday)：投資者考慮在 704-706 點開空頭，目標為 686 點並停損於 708 點。
- 主要短期趨勢策略 (Daily)：投資者繼續持有空頭，停損於 751.9 點。

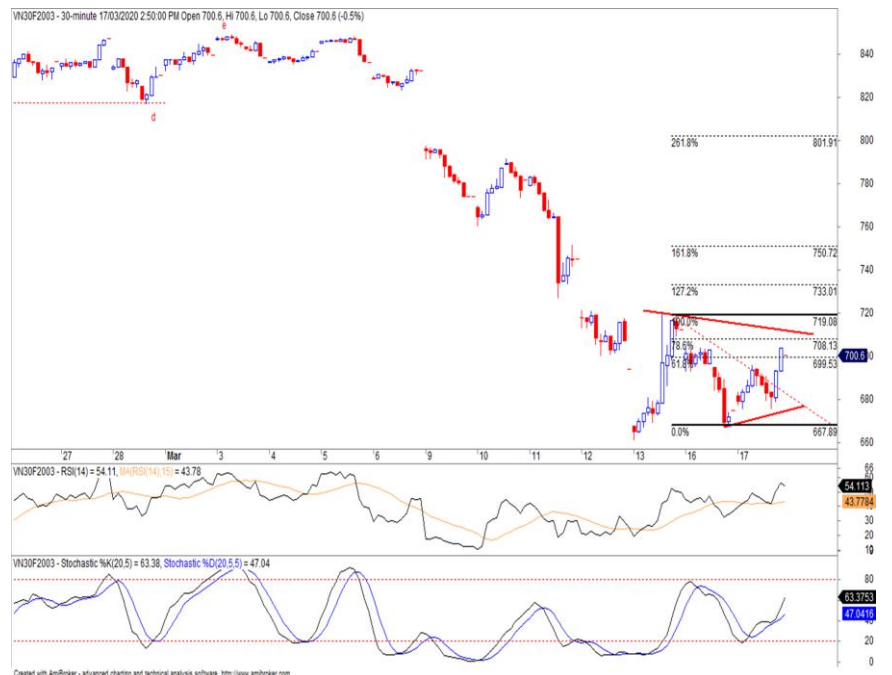


源自：Bloomberg - YSVN

趨勢	VN30F2003-Daily	VN30F2003-1H
短期	下跌	橫盤
支撐 1	660	685
支撐 2	640	675
阻力 1	780	705
阻力 2	800	722



源自：Bloomberg - YSVN



Pham Tan Phat
高級分析專員
Email: phat.pham@yuanta.com.vn
Phone: (084) 28 3622 6868 ext 3880

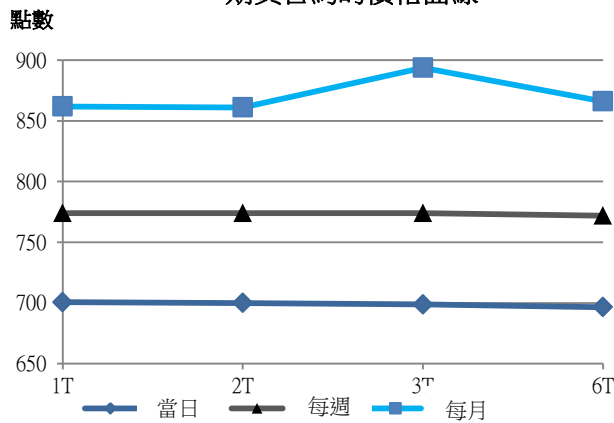


We Create Fortune

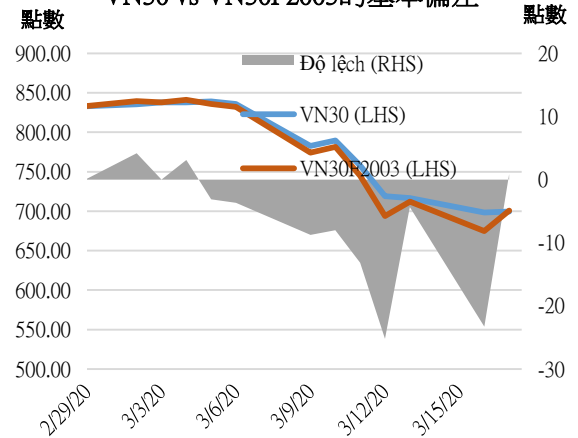
期貨合約

	收盤價	+/-	+/- %	成交量	+/- %	Fair Value	最後清算日	剩餘時間
	單位：點	點	%	合約		單位：點		日
VN30 Index	699.7	1.6	0.2%	0				
VN30F2003	700.6	25.7	3.8%	216,320	16.24%	699	19/03/2020	4
VN30F2004	700.0	30.0	4.5%	7,134	157.73%	704	16/04/2020	31
VN30F2006	698.8	29.9	4.5%	80	-53.49%	715	18/06/2020	94
VN30F2009	696.5	25.5	3.8%	106	79.66%	731	17/09/2020	185

期貨合約的價格曲線



VN30 vs VN30F2003的基本偏差



上漲排名/ 前 5 檔	影響 點數	下跌排名/ 前 5 檔	影響 點數
TCB	1.55	VIC	-2.51
VPB	1.28	VHM	-0.97
FPT	0.67	VRE	-0.90
VJC	0.61	SAB	-0.86
MWG	0.52	VNM	-0.75

股價上漲 前 5 檔	%	股價下跌 前 5 檔	%
PLX	6.93	VRE	-6.75
SSI	6.77	SAB	-5.93
REE	6.60	VIC	-4.32
CTD	6.01	VHM	-2.65
BID	3.05	HDB	-2.30

We Create Fortune

VN30 指數股票名單

股票代碼	企業名稱	產業	比重	收盤價	資本	PER	PBR	3 個月成交量	外資持股	52 週走高	52 週走低
		單位	%	VND	Tỷ VND	x	x	000 cp	%	VND	VND
BID	越南投資與發展商業股份銀行	金融	1.1%	33,800	135,944	14.3	1.8	1,006	18%	55,800	30,550
CTD	Coteccons 建築股份公司	工業	0.4%	54,700	4,173	6.2	0.5	175	47%	146,200	47,750
CTG	越南工商股份銀行	金融	1.4%	21,000	78,191	8.3	1.0	6,873	30%	28,450	19,400
BVH	Bao Viet (保越) 集團	金融	0.5%	39,000	28,951	23.9	1.5	222	29%	98,200	36,500
DPM	油氣化學原料 - 化肥股份公司	原材料	0.8%	39,350	46,859	11.3	2.0	306	13%	67,500	35,400
EIB	越南進出口貿易股份銀行	金融	3.3%	16,100	19,794	22.9	1.3	156	30%	19,100	15,100
FPT	FPT 發展投資工藝股份公司	CNTT	5.1%	48,500	32,896	10.5	2.4	1,702	49%	61,300	40,182
GAS	越南氣體總公司 - 股份公司	公用服務	1.1%	59,800	114,454	9.8	2.4	331	4%	114,900	55,300
GMD	Gemadep 運輸股份公司	工業	0.8%	8,850	20,726	8.3	0.8	2,398	13%	16,400	7,810
HDB	胡志明市發展商業股份銀行	金融	2.8%	21,200	20,408	5.8	1.1	1,599	23%	32,350	20,300
HPG	Hoa Phat (和發) 集團股份公司	原材料	6.2%	19,200	53,013	7.4	1.1	6,707	38%	26,462	17,950
MBB	軍隊貿易股份銀行	金融	4.5%	16,700	40,271	4.8	1.0	6,105	24%	23,900	15,750
MSN	Masan 集團股份公司	必需消費品	4.5%	49,500	57,863	10.4	1.4	1,327	38%	91,600	46,500
MWG	世界移動通信投資股份公司	非必需消費品	4.4%	77,300	35,033	8.9	2.8	801	49%	129,500	71,600
NVL	Nova 房地產投資集團股份公司	房地產	3.3%	51,500	49,931	14.5	2.2	444	6%	65,100	50,800
PNJ	Phu Nhuan (富潤) 珠寶股份公司	非必需消費品	2.0%	57,000	12,836	10.6	2.8	696	49%	92,500	53,300
REE	冷機電股份公司	工業	1.0%	29,900	9,271	5.7	0.9	741	49%	40,150	26,250
ROS	FLC Faros 建築股份公司	工業	0.2%	4,930	2,798	15.7	0.5	9,910	4%	34,800	4,630
SAB	Sai Gon (西貢) 飲料-酒-啤酒股份公司	必需消費品	1.9%	141,100	90,485	18.9	4.8	53	63%	291,000	138,000
SBT	Bien Hoa - Thanh Thanh Cong (邊和 - 成成功) 股份公司	必需消費品	0.8%	15,100	8,860	29.8	1.3	1,758	7%	22,700	14,100
SSI	SSI 西貢證券股份公司	金融	0.9%	14,200	7,356	7.9	0.8	1,903	53%	29,550	12,700
STB	西貢商信銀行 (sacombank)	金融	3.6%	10,200	18,397	7.5	0.7	8,255	12%	13,050	9,280
TCB	越南技商股份銀行 (Techcombank)	金融	8.0%	17,950	62,828	6.2	1.0	2,595	22%	27,250	16,700
VCB	越南外商貿易股份銀行	金融	3.9%	67,500	250,349	13.5	2.9	939	24%	95,000	63,600
VHM	Vinhomes 股份公司	房地產	5.1%	69,900	229,937	11.0	4.2	723	15%	102,300	67,000
VIC	Vingroup 集團股份公司	房地產	7.9%	88,500	299,345	39.0	3.9	591	15%	126,500	85,400
VJC	Vietjet 越捷航空股份公司	工業	5.2%	101,700	53,274	12.9	3.5	413	19%	148,800	94,000
VNM	越南牛奶股份公司	必需消費品	10.3%	96,000	167,172	17.5	6.1	1,022	59%	139,900	95,000
VPB	Viet Nam Thịnh Vuong (越南繁榮) 貿易股份銀行	金融	7.1%	21,500	52,412	6.4	1.2	3,481	23%	29,300	17,500
VRE	Vincom Retail 股份公司	房地產	1.8%	22,100	50,218	17.6	1.9	1,459	33%	38,500	22,050



We Create **Fortune**

元大證券（越南）公司

個人客戶分析部

Nguyễn Thế Minh

研究分析經理

+84 28 3622 6868 ext 3826

minh.nguyen@yuanta.com.vn

Lý Thị Hiền

研究分析主管

+84 28 3622 6868 ext 3908

hien.ly@yuanta.com.vn

Quách Đức Khánh

高級分析專員

+84 28 3622 6868 ext 3833

khanh.quach@yuanta.com.vn

Phạm Tấn Phát

高級分析專員

+84 28 3622 6868 ext 3880

phat.pham@yuanta.com.vn

Nguyễn Trịnh Ngọc Hồng

分析專員

+84 28 3622 6868 ext 3832

hong.nguyen@yuanta.com.vn

個人客戶業務部

Nguyễn Thanh Tùng

總公司業務經理

+84 28 3622 6868 ext 3609

tung.nguyen@yuanta.com.vn

Nguyễn Việt Quang

河內分行經理

+84 28 3622 6868 ext 3404

quang.nguyen@yuanta.com.vn

Võ Thị Thu Thủy

平陽分行經理

+84 28 3622 6868 ext 3505

thuy.vo@yuanta.com.vn

Nguyễn Mạnh Hoạt

堤岸分行經理

+84 28 3622 6868 ext 3847

hoat.nguyen@yuanta.com.vn

Bùi Quốc Phong

同奈分行經理

+84 28 3622 6868

phong.bui@yuanta.com.vn

Chung Kim Hoa

華人客戶部經理

+84 28 3622 6868 ext 3828

hoa.chung@yuanta.com.vn

Đinh Thị Thu Cúc

頭頓分行經理

+84 28 3622 6868 ext 3203

cuc.dinh@yuanta.com.vn

Võ Đình Tuấn

峴港分行經理

+84 28 3622 6868 ext 3301

tuun.vo@yuanta.com.vn

Nguyễn Đức Hoàn

河內南部營業中心經理

+84 28 3622 6868 ext 3409

hoan.nguyen@yuanta.com.vn



We Create **Fortune**

Appendix A: Important Disclosures

Analyst Certification

Each research analyst primarily responsible for the content of this research report, in whole or in part, certifies that with respect to each security or issuer that the analyst covered in this report: (1) all of the views expressed accurately reflect his or her personal views about those securities or issuers; and (2) no part of his or her compensation was, is, or will be, directly or indirectly, related to the specific recommendations or views expressed by that research analyst in the research report.

Ratings Definitions

BUY: We have a positive outlook on the stock based on our expected absolute or relative return over the investment period. Our thesis is based on our analysis of the company's outlook, financial performance, catalysts, valuation and risk profile. We recommend investors add to their position.

HOLD-Outperform: In our view, the stock's fundamentals are relatively more attractive than peers at the current price. Our thesis is based on our analysis of the company's outlook, financial performance, catalysts, valuation and risk profile.

HOLD-Underperform: In our view, the stock's fundamentals are relatively less attractive than peers at the current price. Our thesis is based on our analysis of the company's outlook, financial performance, catalysts, valuation and risk profile.

SELL: We have a negative outlook on the stock based on our expected absolute or relative return over the investment period. Our thesis is based on our analysis of the company's outlook, financial performance, catalysts, valuation and risk profile. We recommend investors reduce their position.

Under Review: We actively follow the company, although our estimates, rating and target price are under review.

Restricted: The rating and target price have been suspended temporarily to comply with applicable regulations and/or Yuanta policies.

Note: Yuanta research coverage with a Target Price is based on an investment period of 12 months. Greater China Discovery Series coverage does not have a formal 12 month Target Price and the recommendation is based on an investment period specified by the analyst in the report.

Global Disclaimer

© 2018 Yuanta. All rights reserved. The information in this report has been compiled from sources we believe to be reliable, but we do not hold ourselves responsible for its completeness or accuracy. It is not an offer to sell or solicitation of an offer to buy any securities. All opinions and estimates included in this report constitute our judgment as of this date and are subject to change without notice.

This report provides general information only. Neither the information nor any opinion expressed herein constitutes an offer or invitation to make an offer to buy or sell securities or other investments. This material is prepared for general circulation to clients and is not intended to provide tailored investment advice and does not take into account the individual financial situation and objectives of any specific person who may receive this report. Investors should seek financial advice regarding the appropriateness of investing in any securities, investments or investment strategies discussed or recommended in this report. The information contained in this report has been compiled from sources believed to be reliable but no representation or warranty, express or implied, is made as to its accuracy, completeness or correctness. This report is not (and should not be construed as) a solicitation to act as securities broker or dealer in any jurisdiction by any person or company that is not legally permitted to carry on such business in that jurisdiction.

Yuanta research is distributed in the United States only to Major U.S. Institutional Investors (as defined in Rule 15a-6 under the Securities Exchange Act of 1934, as amended and SEC staff interpretations thereof). All transactions by a US person in the securities mentioned in this report must be effected through a registered broker-dealer under Section 15 of the Securities Exchange Act of 1934, as amended. Yuanta research is distributed in Taiwan by Yuanta Securities Investment Consulting. Yuanta research is distributed in Hong Kong by Yuanta Securities (Hong Kong) Co. Limited, which is licensed in Hong Kong by the Securities and Futures Commission for regulated activities, including Type 4 regulated activity (advising on securities). In Hong Kong, this research report may not be redistributed, retransmitted or disclosed, in whole or in part or any form or manner, without the express written