

# 關注個股

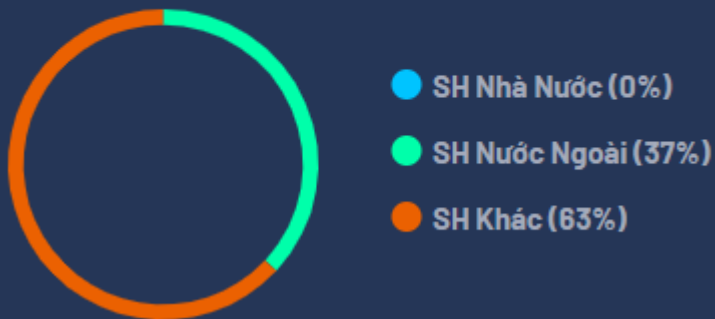
DHC , HPG , VGC



*Yuanta  
Securities Vietnam*



## CƠ CẤU CỔ ĐÔNG



# DHC

短期阻力關卡:	38.55
短期支撐關卡:	34.25
短期趨勢 (5-10 天):	上漲
中期阻力關卡:	42.50
中期支撐關卡:	32.54
中期趨勢 (1-3 月):	上漲

## THÔNG TIN CƠ BẢN

Nhóm ngành	Nguyên vật liệu L1	ROE (TTM)	23.81
Ngành	Lâm nghiệp và Giấy L3	EPS (TTM)	4,587
GTGD	101,535,383,000	Tỷ lệ free float	50.00%
KLGD (CP)	2,773,060	P/E (TTM)	7.8x
Vốn hóa (Tỷ VND)	1,991	P/B	1.7x
SLCPLH (CP)	55,995,783	P/S	1.1x
Tỷ suất cổ tức	0%	EV/EBITDA (TTM)	7.32
KLTB 20 phiên	475,963	Giá trị DN (Tỷ VND)	2,520
Beta 6th (TTM)	0.52	ROA (TTM)	11.98

Mã CP  
DHC

Tên công ty  
Đông Hải Bến Tre

Sàn GD  
HOSE

STOCK RATING

# 87

ĐIỂM CƠ BẢN

# 98

SỨC MẠNH GIÁ

# 75

Xu hướng ngắn hạn

上漲 ▲

Khuyến nghị

買進 ▲

Ngày

02/07/2020

Giá đóng cửa



37,900



Yuanta  
Securities Vietnam



# DHC – 保持上漲趨勢

- 
- DHC的股票評級為87點，表明該股的增長評估為積極。
  - 結束2020年第一季度，DHC完成了營收計劃的29%，稅後利潤的45%，進料價格的下降也幫助DHC的利潤率提高。同時，4月以後的經濟復甦將支持DHC生產的改善，特別是在EVFTA協議將於8月1日生效後，出口的海產品和紡織企業會有積極的改善，而DHC的市場份額目前佔30%。同時，Giao Long 2號工廠的營收已支持了總營收的增長。
  - DHC的P/E TTM為7.7倍，低於材料行業平均水平的14.6倍。
  - DHC的價格圖表超過了50天移動平均線，交易量猛增。同時，價格走勢圖顯示出進入積極的劇烈波動時期的跡象，短期趨勢轉為上漲。
  - 建議：買進。
- 



股票代碼	DHC
建議價格	37.90
目前價格	37.90
短期趨勢	上漲
中期趨勢	上漲
短期目標	42.50
與目前價格相比的短期上漲空間	12.14%
短期停損	35.77
Reward/ Risk	2.16
預期持有（盤）	24
最佳分配比例	18.67%
建議	MUA



Yuanta  
Securities Vietnam



## CƠ CẤU CỔ ĐÔNG



- SH Nhà Nước (0%)
- SH Nước Ngoài (36.11%)
- SH Khác (63.89%)

# HPG

短期阻力關卡:	28.68
短期支撐關卡:	25.89
短期趨勢 (5-10 天):	上漲
中期阻力關卡:	31.33
中期支撐關卡:	23.83
中期趨勢 (1-3 月):	上漲

## THÔNG TIN CƠ BẢN

Nhóm ngành	Nguyên vật liệu L1	ROE (TTM)	16.99
Ngành	Kim loại L3	EPS (TTM)	2,895
GTGD	358,531,955,500	Tỷ lệ free float	60.00%
KLGD (CP)	13,000,820	P/E (TTM)	9.5x
Vốn hóa (Tỷ VND)	75,653	P/B	1.5x
SLCPLH (CP)	2,761,074,115	P/S	1.1x
Tỷ suất cổ tức	0%	EV/EBITDA (TTM)	7.97
KLTB 20 phiên	12,998,433	Giá trị DN (Tỷ VND)	111,022
Beta 6th (TTM)	1.11	ROA (TTM)	8.00

Mã CP  
HPG

Tên công ty  
Hòa Phát

Sàn GD  
HOSE

STOCK RATING

# 92

ĐIỂM CƠ BẢN

# 94

SỨC MẠNH GIÁ

# 90

Xu hướng ngắn hạn

上漲 ▲

Khuyến nghị

買進 ▲

Ngày

02/07/2020

Giá đóng cửa

27,600



Yuanta  
Securities Vietnam



# HPG – 走出三角形的走勢



- HPG的股票評級為92點，表明該股票的增長評估為積極。積極的是，基本點和價格強度都在80點以上。
- 儘管困難重重，但HPG2020年第一季度仍然有良好的業績，特別是HPG已完成了營收計劃的23%和稅後利潤計劃的26%。根據預測，在2020年第2季度，HPG可能會繼續實現利潤比同期增長32%。積極的是，HPG不會再發行股票，以確保現金流量足以提供給Dung Quat綜合大樓第二階段的進展。
- HPG的價格圖表退出了三角形的走勢，並繼續了中期的漲勢。同時，交易量仍然很高，表明現金流仍然集中在該股票上。此外，短期趨勢也已從下跌轉為上漲。
- 建議：買進。

股票代碼	HPG
建議價格	27.60
目前價格	27.60
短期趨勢	上漲
中期趨勢	上漲
短期目標	31.33
與目前價格相比的短期上漲空間	13.52%
短期停損	26.06
Reward/ Risk	2.46
預期持有（盤）	19
最佳分配比例	19.17%
建議	MUA



Yuanta Securities Vietnam



## CƠ CẤU CỔ ĐÔNG



- SH Nhà Nước (38.58%)
- SH Nước Ngoài (9.97%)
- SH Khác (51.45%)

# VGCC

短期阻力關卡:	21.18
短期支撐關卡:	19.08
短期趨勢 (5-10 天):	上漲
中期阻力關卡:	24.18
中期支撐關卡:	17.28
中期趨勢 (1-3 月):	上漲

## THÔNG TIN CƠ BẢN

Nhóm ngành	Công nghiệp L1	ROE (TTM)	9.21
Ngành	Xây dựng và Vật liệu L3	EPS (TTM)	1,454
GTGD	22,289,665,000	Tỷ lệ free float	35.00%
KLGD (CP)	1,084,590	P/E (TTM)	13.4x
Vốn hóa (Tỷ VND)	8,765	P/B	1.3x
SLCPLH (CP)	448,350,000	P/S	0.9x
Tỷ suất cổ tức	0%	EV/EBITDA (TTM)	5.63
KLTB 20 phiên	438,978	Giá trị DN (Tỷ VND)	9,447
Beta 6th (TTM)	0.67	ROA (TTM)	3.35

Mã CP  
VGC

Tên công ty  
Tổng Công ty Viglacera

Sàn GD  
HOSE

STOCK RATING

# 87

ĐIỂM CƠ BẢN

# 90

SỨC MẠNH GIÁ

# 84

Xu hướng ngắn hạn

上漲 ▲

Khuyến nghị

買進 ▲

Ngày

02/07/2020

Giá đóng cửa

20,900



Yuanta  
Securities Vietnam





# VGC – 工業房地產的營收得益於FDI



- VGC的股票評級為80點，尤其是基本點和價格千古均高於80，顯示出增長排名是積極和穩定。
- 由於房地產市場的影響，建築材料業務繼續面臨困難。但是，由於2019年簽訂的合約，房地產的營收仍為增長。與此同時，受益於FDI的熱潮，我們預計房地產業將在2020年至2021年期間為VGC貢獻強勁的增長。
- 隨著交易量的強勁增長，VGC的價格圖表超過了短期頂值。同時，價格走勢圖也進入了一個積極的劇烈波動時期，短期趨勢轉為上漲。
- 建議：買進。



股票代碼	VGC
建議價格	20.90
目前價格	20.90
短期趨勢	上漲
中期趨勢	上漲
短期目標	24.18
與目前價格相比的短期上漲空間	15.67%
短期停損	19.70
Reward/ Risk	2.61
預期持有 (盤)	22
最佳分配比例	10.77%
建議	MUA



Yuanta  
Securities Vietnam





Yuanta  
Securities Vietnam



# 短期建議列表

---



# 短期建議列表

股碼	股價	短期趨勢	中期趨勢	建議買進日期	T+交易	短期買進價格	Stop loss	報酬%	建議	短期風險評估
DGW	43.60	上漲	上漲	19/6/2020	T+10	32.35	35.14	34.78%	持有	強勁波動
BMP	54.20	上漲	上漲	22/6/2020	T+9	54.00	51.64	0.37%	持有	強勁波動
HSG	11.75	上漲	上漲	22/6/2020	T+9	11.90	11.18	-1.26%	持有	強勁波動
SHS	12.60	上漲	上漲	24/6/2020	T+7	13.80	11.63	-8.70%	持有	強勁波動
CTR	46.50	上漲	上漲	2/7/2020	T+1	46.20	42.44	0.65%	持有	強勁波動
DHC	37.90	上漲	上漲	3/7/2020	T+0	37.90	35.69	0.00%	買進	強勁波動
HPG	27.60	上漲	上漲	3/7/2020	T+0	27.60	27.59	0.00%	買進	強勁波動
VGC	20.90	上漲	上漲	3/7/2020	T+0	20.90	20.02	0.00%	買進	Sideways





Yuanta  
Securities Vietnam



## 個人客戶分析部

Nguyễn Th ệ Minh  
研究分析經理

+84 28 3622 6868 ext 3826

[minh.nguyen@yuanta.com.vn](mailto:minh.nguyen@yuanta.com.vn)

Quách Đức Khánh  
高級分析專員

+84 28 3622 6868 ext 3833

[khanh.quach@yuanta.com.vn](mailto:khanh.quach@yuanta.com.vn)

Phạm Tấn Phát  
高級分析專員

+84 28 3622 6868 ext 3880

[phat.pham@yuanta.com.vn](mailto:phat.pham@yuanta.com.vn)

Lý Thị Hi ền  
研究分析主管

+84 28 3622 6868 ext 3908

[hien.ly@yuanta.com.vn](mailto:hien.ly@yuanta.com.vn)

Nguyễn Trịnh Ngọc Hồng  
分析專員

+84 28 3622 6868 ext 3832

[hong.nguyen@yuanta.com.vn](mailto:hong.nguyen@yuanta.com.vn)

# 聯繫

# Global Disclaimer



*Yuanta  
Securities Vietnam*

© 2018 Yuanta. All rights reserved. The information in this report has been compiled from sources we believe to be reliable, but we do not hold ourselves responsible for its completeness or accuracy. It is not an offer to sell or solicitation of an offer to buy any securities. All opinions and estimates included in this report constitute our judgment as of this date and are subject to change without notice.

This report provides general information only. Neither the information nor any opinion expressed herein constitutes an offer or invitation to make an offer to buy or sell securities or other investments. This material is prepared for general circulation to clients and is not intended to provide tailored investment advice and does not take into account the individual financial situation and objectives of any specific person who may receive this report. Investors should seek financial advice regarding the appropriateness of investing in any securities, investments or investment strategies discussed or recommended in this report. The information contained in this report has been compiled from sources believed to be reliable but no representation or warranty, express or implied, is made as to its accuracy, completeness or correctness. This report is not (and should not be construed as) a solicitation to act as securities broker or dealer in any jurisdiction by any person or company that is not legally permitted to carry on such business in that jurisdiction.

Yuanta research is distributed in the United States only to Major U.S. Institutional Investors (as defined in Rule 15a-6 under the Securities Exchange Act of 1934, as amended and SEC staff interpretations thereof). All transactions by a US person in the securities mentioned in this report must be effected through a registered broker-dealer under Section 15 of the Securities Exchange Act of 1934, as amended. Yuanta research is distributed in Taiwan by Yuanta Securities Investment Consulting. Yuanta research is distributed in Hong Kong by Yuanta Securities (Hong Kong) Co. Limited, which is licensed in Hong Kong by the Securities and Futures Commission for regulated activities, including Type 4 regulated activity (advising on securities). In Hong Kong, this research report may not be redistributed, retransmitted or disclosed, in whole or in part or and any form or manner, without the express written consent of Yuanta Securities (Hong Kong) Co. Limited.