

關注個股

DGC, PET



Yuanta
Securities Vietnam





股東結構



- 國家持有 (8.85%)
- 外資持有 (0.8%)
- 其他持有 (90.35%)

DGC

短期壓力	42.00
短期支撐	37.89
短期趨勢	上漲
中期壓力	49.13
中期支撐	33.31
中期趨勢	上漲

基本信息

行業組	原材料L1	ROE (TTM)	18.41
行業	化學品L3	EPS (TTM)	4,973
交易價值	35,805,730,000	浮動匯率制	60.00%
交易數量 (股)	883,025	P/E (TTM)	7.9x
市值 (十億越南盾)	5,110	P/B	1.5x
已發行股數 (股)	129,362,743	P/S	0.9x
股息利率	0%	股東結構	6.51
20盤交易量 (股)	340,918	企業價值 (bn.VND)	6,063
Beta 6m (TTM)	0.67	ROA (TTM)	13.54

股票代碼
DGC

公司名稱
Duc Giang (德江)皂粉與化學品
股份公司

交易所
HNX

STOCK RATING

89

基本面

82

價格評級

97

短期趨勢

上漲 ▲

建議

買進 ▲

日期

03/07/2020

收盤價

40,800



Yuanta
Securities Vietnam

DGC – 得益於積極形勢，增加計劃

- DGC的股票評級是89點，因此我們保持DGC的增長評估為”積極”。
- DGC制定營收和稅後利潤的增長目標分別為19.5% 和 5.1%. 但是, DGC 已將稅後利潤目標提高到7,000億越盾 (比同期增長22.5%).
- DGC預計將在2020年第三季度轉移到HSX，而且 Vinachem（越南化學集團）將在2020年撤資所有DGC的股分。
- DGC的價格走勢圖顯示突破橫盤移動階段. 因此, 短期趨勢轉為上漲。
- 建議: 買進

股票代碼	DGC
建議價格	40.80
目前價格	40.80
短期趨勢	上漲
中期趨勢	上漲
短期目標	49.13
與目前價格相比的短期上漲空間	20.41%
短期停損	38.38
Reward/ Risk	3.35
預期持有（盤）	22
最佳分配比例	5.24%
建議	買進



股東結構



PET

短期壓力	9.20
短期支撐	8.15
短期趨勢	TĂNG
中期壓力	10.61
中期支撐	7.84
中期趨勢	TĂNG

基本信息

行業組	消費服務L1	ROE (TTM)	7.57
行業	零售L3	EPS (TTM)	1,488
交易價值	15,183,613,800	浮動匯率制	70.00%
交易數量 (股)	1,679,650	P/E (TTM)	5.8x
市值 (十億越南盾)	718	P/B	0.5x
已發行股數 (股)	83,570,524	P/S	0.1x
股息利率	0%	股東結構	9.34
20盤交易量 (股)	626,462	企業價值 (bn.VND)	2,147
Beta 6m (TTM)	0.62	ROA (TTM)	2.42

股票代碼
PET

公司名稱
汽油旅遊業務股份公司

交易所
HOSE

STOCK RATING

84

基本面

84

價格評級

85

短期趨勢

上漲 ▲

建議

買進 ▲

日期

03/07/2020

收盤價



9,190




Yuanta
Securities Vietnam



PET – 突破 9.2 壓力的可能性很高

- 
- PET的股票評級是84點，其基本面及價格評級都高於80點。
 - PET的價格走勢圖升至近舊峰值也是阻力為9.2. 同時，價格圖表很顯示已進入積極趨勢得階段，因此突破 9.2 壓力的可能性很高. 而外，短期趨勢已升級為"上漲“
 - 建議: 買進
- 



股票代碼	PET
建議價格	9.19
目前價格	9.19
短期趨勢	上漲
中期趨勢	上漲
短期目標	10.61
與目前價格相比的短期上漲空間	15.41%
短期停損	8.67
Reward/ Risk	2.58
預期持有（盤）	22
最佳分配比例	13.07%
建議	買進



Yuanta
Securities Vietnam





Yuanta
Securities Vietnam



短期建議列表

短期建議列表

股碼	價格	短期趨勢	中期趨勢	建議日期	T+交易	買進價格	停損價格	報酬%	短期建議	短期風險評估
DGW	41.90	上漲	上漲	19/6/2020	T+11	32.35	38.14	29.52%	持有	強勁波動
BMP	56.00	上漲	上漲	22/6/2020	T+10	54.00	51.64	3.70%	持有	強勁波動
HSG	11.85	上漲	上漲	22/6/2020	T+10	11.90	11.18	-0.42%	持有	強勁波動
SHS	12.50	上漲	上漲	24/6/2020	T+8	13.80	11.63	-9.42%	持有	強勁波動
CTR	46.60	上漲	上漲	2/7/2020	T+2	46.20	43.92	0.87%	持有	強勁波動
DHC	37.00	上漲	上漲	3/7/2020	T+1	37.90	34.25	-2.37%	持有	強勁波動
HPG	27.50	上漲	上漲	3/7/2020	T+1	27.60	25.89	-0.36%	持有	強勁波動
VGC	20.50	上漲	上漲	3/7/2020	T+1	20.90	19.08	-1.91%	持有	<i>Sideways</i>
DGC	40.80	上漲	上漲	6/7/2020	T+0	40.80	40.49	0.00%	買進	強勁波動
PET	9.19	上漲	上漲	6/7/2020	T+0	9.19	9.05	0.00%	買進	<i>Sideways</i>



*Yuanta
Securities Vietnam*



聯繫

個人客戶分析部

Nguyễn Thế Minh

Giám đốc Nghiên cứu Phân tích
+84 28 3622 6868 ext 3826
minh.nguyen@yuanta.com.vn

Quách Đức Khánh

Chuyên viên phân tích cao cấp
+84 28 3622 6868 ext 3833
khanh.quach@yuanta.com.vn

Phạm Tấn Phát

Chuyên viên phân tích cao cấp
+84 28 3622 6868 ext 3880
phat.pham@yuanta.com.vn

Lý Thị Hiền

Trưởng phòng Nghiên cứu Phân tích
+84 28 3622 6868 ext 3908
hien.ly@yuanta.com.vn

Nguyễn Trịnh Ngọc Hồng

Chuyên viên phân tích cao cấp
+84 28 3622 6868 ext 3832
hong.nguyen@yuanta.com.vn

Global Disclaimer



*Yuanta
Securities* Vietnam

© 2018 Yuanta. All rights reserved. The information in this report has been compiled from sources we believe to be reliable, but we do not hold ourselves responsible for its completeness or accuracy. It is not an offer to sell or solicitation of an offer to buy any securities. All opinions and estimates included in this report constitute our judgment as of this date and are subject to change without notice.

This report provides general information only. Neither the information nor any opinion expressed herein constitutes an offer or invitation to make an offer to buy or sell securities or other investments. This material is prepared for general circulation to clients and is not intended to provide tailored investment advice and does not take into account the individual financial situation and objectives of any specific person who may receive this report. Investors should seek financial advice regarding the appropriateness of investing in any securities, investments or investment strategies discussed or recommended in this report. The information contained in this report has been compiled from sources believed to be reliable but no representation or warranty, express or implied, is made as to its accuracy, completeness or correctness. This report is not (and should not be construed as) a solicitation to act as securities broker or dealer in any jurisdiction by any person or company that is not legally permitted to carry on such business in that jurisdiction.

Yuanta research is distributed in the United States only to Major U.S. Institutional Investors (as defined in Rule 15a-6 under the Securities Exchange Act of 1934, as amended and SEC staff interpretations thereof). All transactions by a US person in the securities mentioned in this report must be effected through a registered broker-dealer under Section 15 of the Securities Exchange Act of 1934, as amended. Yuanta research is distributed in Taiwan by Yuanta Securities Investment Consulting. Yuanta research is distributed in Hong Kong by Yuanta Securities (Hong Kong) Co. Limited, which is licensed in Hong Kong by the Securities and Futures Commission for regulated activities, including Type 4 regulated activity (advising on securities). In Hong Kong, this research report may not be redistributed, retransmitted or disclosed, in whole or in part or in any form or manner, without the express written consent of Yuanta Securities (Hong Kong) Co. Limited.