

# 關注個股

ACB



*Yuanta  
Securities Vietnam*



## CƠ CẤU CỔ ĐÔNG



- SH Nhà Nước (0%)
- SH Nước Ngoài (30%)
- SH Khác (70%)

# ABC

短期阻力關卡:	25.97
短期支撐關卡:	23.40
短期趨勢 (5-10 天):	上漲
中期阻力關卡:	28.90
中期支撐關卡:	20.74
中期趨勢 (1-3 月):	上漲

## THÔNG TIN CƠ BẢN

Nhóm ngành	Ngân hàng L1	ROE (TTM)	23.20
Ngành	Ngân hàng L3	EPS (TTM)	3,770
GTGD	194,109,771,500	Tỷ lệ free float	95.00%
KLGD (CP)	7,890,281	P/E (TTM)	6.4x
Vốn hóa (Tỷ VND)	39,906	P/B	1.4x
SLCPLH (CP)	1,662,737,277	P/S	2.4x
Tỷ suất cổ tức	0%	EV/EBITDA(TTM)	0.00
KLTB 20 phiên	2,142,815	Giá trị DN (Tỷ VND)	392,423
Beta 6th (TTM)	1.19	ROA (TTM)	1.67

Mã CP  
ACB

Tên công ty  
Ngân hàng Á Châu

Sàn GD  
HNX

STOCK RATING

# 81

ĐIỂM CƠ BẢN

# 93

SỨC MẠNH GIÁ

# 68

Xu hướng ngắn hạn

上漲

Khuyến nghị

買進

Ngày

17/07/2020

Giá đóng cửa





24,800



Yuanta  
Securities Vietnam



# ACB – 積極的排名評估

- 
- 
- 
- 
- ACB在股東年度大會上公佈了2020年前五個月的業績，合併稅前利潤為3兆5千億越南盾，完成了2020年計劃的46%。前五個月的信貸增長為4%YTD，而整個行業的信貸增長為1.96%。前5個月的費用急劇增加，因為ACB在第一季度為員工撥付了獎金，並且營業費用預計將在今年的最後幾個季度恢復到正常水平。
  - 到2020年，ACB獲得信貸增長限制增至11.75%的批准，該行的目標是將存款增長同比增長12%，稅前利潤將達7兆6千億越南盾（同比增長1.6%），NIM約為2.9-3.1%，不良貸款率維持在2%以下。
  - ACB還批准了將從HNX轉移到HSX的計劃，預計將在2020年底完成轉移，隨著ACB的轉移將有很多機會進入一些重要的指數，如VN30，VN-Diamond等。此外，ACB還將發行最多為客戶總存款10%的外國債券。債券的細節尚未公佈，但債券將主要用於為進出口活動提供信貸。
  - 預計ACB將派發30%的2019年股票股息，並預計2020年的股票股息為18%。以當前價格計算，ACB的預期市淨率為1.2倍，表明ACB仍比行業平均水平更具吸引力。
  - ACB的股票評級為81分，因此我們對該股票的增長評級為積極。ACB的價格圖表顯示要脫離橫盤的跡象，交易量與20天的平均交易量相比急劇增加。同時，短期趨勢轉為上漲。
  - 建議：買進。



# ACB – 積極的排名評估

股票代碼	ACB
建議價格	24.80
目前價格	24.80
短期趨勢	上漲
中期趨勢	上漲
短期目標	28.90
與目前價格相比的短期上漲空間	16.53%
短期停損	23.31
Reward/ Risk	2.63
預期持有 (盤)	25
最佳分配比例	22.62%
建議	買進



Yuanta  
Securities Vietnam





*Yuanta  
Securities Vietnam*



# 短期建議列表

---



# 短期建議列表



股碼	股價	短期趨勢	中期趨勢	建議買進日期	T+交易	短期買進價格	Stop loss	報酬%	建議	短期風險評估
DGW	42.50	上漲	上漲	19/6/2020	T+21	32.35	39.95	31.38%	持有	強勁波動
BMP	53.50	上漲	上漲	22/6/2020	T+20	54.00	50.84	-0.93%	持有	強勁波動
HSG	11.55	上漲	上漲	22/6/2020	T+20	11.90	11.18	-2.94%	持有	強勁波動
SHS	13.80	上漲	上漲	24/6/2020	T+18	13.80	12.48	0.00%	持有	強勁波動
CTR	49.20	上漲	上漲	2/7/2020	T+12	46.20	45.88	6.49%	持有	強勁波動
HPG	28.55	上漲	上漲	3/7/2020	T+11	27.60	27.00	3.44%	持有	強勁波動
VGC	20.00	上漲	上漲	3/7/2020	T+11	20.90	19.04	-4.31%	持有	Sideways
DGC	40.40	上漲	上漲	6/7/2020	T+10	40.80	38.40	-0.98%	持有	強勁波動
PET	9.20	上漲	上漲	6/7/2020	T+10	9.19	8.90	0.11%	持有	Sideways
CTG	24.10	上漲	上漲	8/7/2020	T+8	23.45	22.93	2.77%	持有	強勁波動
PHR	53.70	上漲	上漲	9/7/2020	T+7	54.00	50.72	-0.56%	持有	強勁波動



Yuanta  
Securities Vietnam



## 個人客戶分析部

Nguyễn Th ệ Minh

研究分析經理

+84 28 3622 6868 ext 3826

[minh.nguyen@yuanta.com.vn](mailto:minh.nguyen@yuanta.com.vn)

Quách Đức Khánh

高級分析專員

+84 28 3622 6868 ext 3833

[khanh.quach@yuanta.com.vn](mailto:khanh.quach@yuanta.com.vn)

Phạm Tấn Phát

高級分析專員

+84 28 3622 6868 ext 3880

[phat.pham@yuanta.com.vn](mailto:phat.pham@yuanta.com.vn)

Lý Thị Hi ền

研究分析主管

+84 28 3622 6868 ext 3908

[hien.ly@yuanta.com.vn](mailto:hien.ly@yuanta.com.vn)

Nguyễn Trịnh Ngọc Hồng

分析專員

+84 28 3622 6868 ext 3832

[hong.nguyen@yuanta.com.vn](mailto:hong.nguyen@yuanta.com.vn)

聯繫

# Global Disclaimer



*Yuanta  
Securities Vietnam*

© 2018 Yuanta. All rights reserved. The information in this report has been compiled from sources we believe to be reliable, but we do not hold ourselves responsible for its completeness or accuracy. It is not an offer to sell or solicitation of an offer to buy any securities. All opinions and estimates included in this report constitute our judgment as of this date and are subject to change without notice.

This report provides general information only. Neither the information nor any opinion expressed herein constitutes an offer or invitation to make an offer to buy or sell securities or other investments. This material is prepared for general circulation to clients and is not intended to provide tailored investment advice and does not take into account the individual financial situation and objectives of any specific person who may receive this report. Investors should seek financial advice regarding the appropriateness of investing in any securities, investments or investment strategies discussed or recommended in this report. The information contained in this report has been compiled from sources believed to be reliable but no representation or warranty, express or implied, is made as to its accuracy, completeness or correctness. This report is not (and should not be construed as) a solicitation to act as securities broker or dealer in any jurisdiction by any person or company that is not legally permitted to carry on such business in that jurisdiction.

Yuanta research is distributed in the United States only to Major U.S. Institutional Investors (as defined in Rule 15a-6 under the Securities Exchange Act of 1934, as amended and SEC staff interpretations thereof). All transactions by a US person in the securities mentioned in this report must be effected through a registered broker-dealer under Section 15 of the Securities Exchange Act of 1934, as amended. Yuanta research is distributed in Taiwan by Yuanta Securities Investment Consulting. Yuanta research is distributed in Hong Kong by Yuanta Securities (Hong Kong) Co. Limited, which is licensed in Hong Kong by the Securities and Futures Commission for regulated activities, including Type 4 regulated activity (advising on securities). In Hong Kong, this research report may not be redistributed, retransmitted or disclosed, in whole or in part or and any form or manner, without the express written consent of Yuanta Securities (Hong Kong) Co. Limited.