

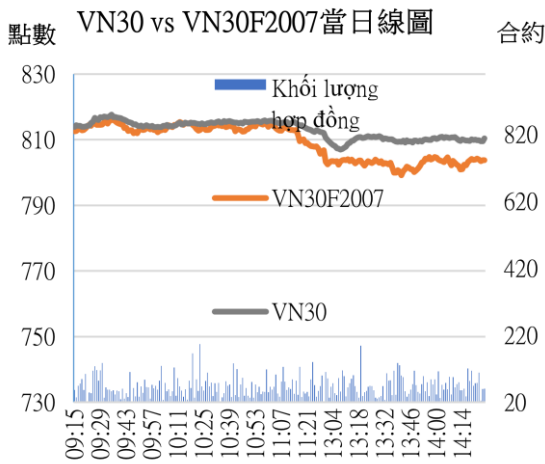
當日期貨市場：橫盤移動階段

2020/07/10

合約走勢

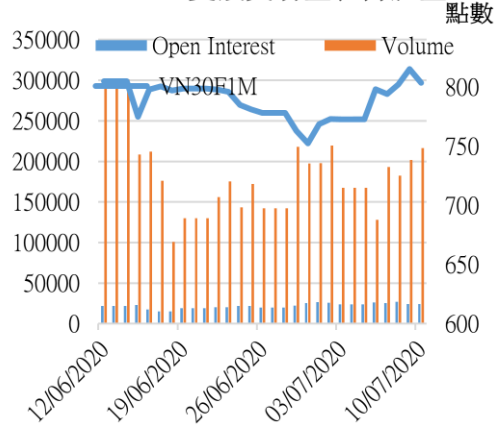
單位	收盤	+/-	成交量	到期日
VN30F2007	803.7	-11.5	216,441	16/07
VN30F2008	798.0	-12.0	2131	20/08
VN30F2009	792.5	-14.5	105	17/09
VN30F2012	788.9	-12.0	48	17/12

源自：Bloomberg - YSVN



源自：Bloomberg - YSVN

合約 VN30F1M 更改交易量和持倉量



源自：Bloomberg - YSVN

技術信號

- VN30F2007 正在 1H 框中橫盤移動，799-800 點是當天盤中價格修正的支撐位。MACD 指標顯示賣出的信號，但仍在 0 水平上方，表明還沒有深度修正的風險。同時，Stochastic Oscillator 指標也接近超賣區域。預計 VN30F2007 將在更清晰的趨勢前，會橫盤移動至 799-812 點。
- 在每日框架中，VN30F2007 仍處於漲勢中，但價格圖正面臨 720-730 點的阻力位。

投資策略

- 當天策略 (Intraday)：我們預計 VN30F2007 在下一盤內會橫盤移動，幅度為 799-812 點。投資者可考慮在上述區域衝浪。
- 主要短期趨勢策略 (Daily)：投資者考慮繼續持有多頭，目標為 820-830 點，停損於 796 點。

趨勢	VN30F2006-Daily	VN30F2006-1H
短期	上漲	橫盤
支撐 1	750	800
支撐 2	680	796
阻力 1	835	820
阻力 2	850	830



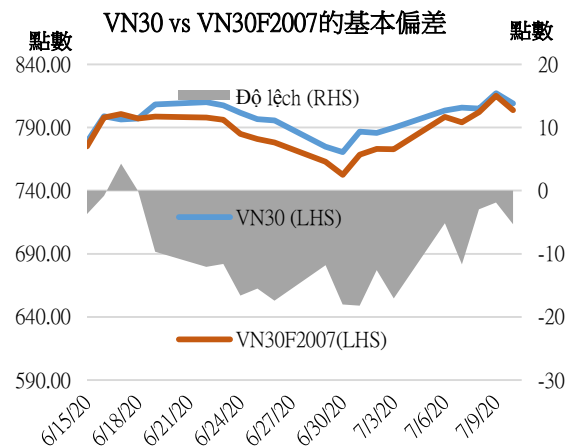
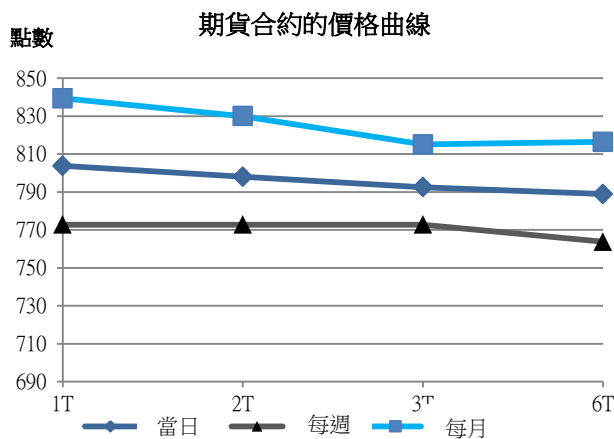
Pham Tan Phat  
高級分析專員  
Email: [phat.pham@yuanta.com.vn](mailto:phat.pham@yuanta.com.vn)  
Phone: (084) 28 3622 6868 ext 3880



We Create Fortune

期貨合約

	收盤價	+/-	+/- %	成交量	+/- %	Fair Value	最後清算日	剩餘時間
	單位：點	點	%	合約		單位：點		日
VN30 Index	809.0	-8.1	-1.0%	0				
VN30F2007	803.7	-11.5	-1.4%	216,441	7.27%	809	16/07/2020	5
VN30F2008	798.0	-12.0	-1.5%	2,131	10.24%	816	20/08/2020	40
VN30F2009	792.5	-14.5	-1.8%	105	-52.91%	822	17/09/2020	68
VN30F2012	788.9	-12.0	-1.5%	48	-57.89%	840	17/12/2020	159



上漲排名/ 前 5 檔	影響 點數	下跌排名/ 前 5 檔	影響 點數
VIC	0.25	TCB	-1.49
SAB	0.09	HPG	-0.87
SSI	0.05	VHM	-0.71
POW	0.04	STB	-0.59
SBT	0.04	HDB	-0.49

股價上漲 前 5 檔	%	股價下跌 前 5 檔	%
POW	0.70	TCB	-2.39
SBT	0.69	STB	-2.12
SSI	0.63	HDB	-2.02
SAB	0.49	VRE	-1.81
VIC	0.44	VHM	-1.73

We Create Fortune

**VN30 指數股票名單**

股票代碼	企業名稱	產業	比重	收盤價	資本	PER	PBR	3 個月成交量	外資持股	52 週走高	52 週走低
		單位	%	VND	Tỷ VND	x	x	000 cp	%	VND	VND
BID	越南投資與發展商業股份銀行	金融	1.1%	41,500	166,914	19.4	2.2	1,312	18%	55,800	29,500
CTD	Coteccons 建築股份公司	工業	0.4%	79,000	6,027	9.8	0.7	520	46%	115,000	44,000
CTG	越南工商股份銀行	金融	2.9%	23,800	88,617	9.5	1.1	5,895	30%	28,450	16,600
BVH	Bao Viet (保越) 集團	金融	0.5%	47,900	35,557	36.7	1.8	807	28%	88,600	32,300
PLX	越南油氣集團	能量	0.8%	46,350	55,889	53.3	2.9	1,242	14%	66,500	35,100
EIB	越南進出口貿易股份銀行	金融	3.0%	17,600	21,638	22.7	1.3	303	30%	18,950	14,000
FPT	FPT 發展投資工藝股份公司	CNTT	4.9%	47,800	37,471	11.4	2.5	1,972	49%	53,304	34,870
GAS	越南氣體總公司 - 股份公司	公用服務	1.2%	74,300	142,206	12.8	2.8	747	3%	112,500	53,900
POW	越南天然氣股份總公司	公用服務	0.8%	10,050	23,536	9.8	0.9	5,561	11%	15,000	6,850
HDB	胡志明市發展商業股份銀行	金融	2.9%	26,650	25,742	7.3	1.4	1,260	21%	30,100	16,100
HPG	Hoa Phat (和發) 集團股份公司	原材料	7.4%	27,750	76,620	10.0	1.5	11,237	36%	28,900	15,250
MBB	軍隊貿易股份銀行	金融	4.0%	17,250	41,597	5.1	1.0	6,270	23%	23,900	13,150
MSN	Masan 集團股份公司	必需消費品	4.3%	56,900	66,513	14.4	1.6	1,451	39%	84,600	46,400
MWG	世界移動通信投資股份公司	非必需消費品	4.0%	82,900	37,539	9.4	2.8	1,219	49%	129,500	56,300
NVL	Nova 房地產投資集團股份公司	房地產	3.5%	63,600	61,663	17.7	2.7	1,070	6%	65,700	49,100
PNJ	Phu Nhuan (富潤) 珠寶股份公司	非必需消費品	1.7%	59,900	13,485	11.4	2.7	818	49%	92,500	45,000
REE	冷機電股份公司	工業	0.8%	32,000	9,922	6.4	1.0	554	49%	40,150	26,100
ROS	FLC Faros 建築股份公司	工業	0.1%	3,010	1,708	11.1	0.3	19,682	2%	29,250	2,870
SAB	Sai Gon (西貢) 飲料-酒-啤酒股份公司	必需消費品	2.4%	206,000	132,104	30.7	7.7	101	63%	291,000	111,500
SBT	Bien Hoa - Thanh Thanh Cong (邊和 - 成成功) 股份公司	必需消費品	0.6%	14,650	8,596	85.8	1.2	2,497	6%	22,700	11,600
SSI	SSI 西貢證券股份公司	金融	0.9%	15,950	9,585	13.1	1.0	4,630	50%	22,328	9,569
STB	西貢商信銀行 (sacombank)	金融	3.4%	11,550	20,832	8.7	0.8	12,711	9%	12,700	7,120
TCB	越南技商股份銀行 (Techcombank)	金融	7.5%	20,450	71,578	6.8	1.1	2,108	22%	25,500	14,000
VCB	越南外商貿易股份銀行	金融	5.5%	82,700	306,724	17.1	3.6	1,176	24%	95,000	56,600
VHM	Vinhomes 股份公司	房地產	5.0%	79,400	261,187	10.1	4.2	2,247	20%	102,300	52,000
VIC	Vingroup 集團股份公司	房地產	7.1%	91,400	309,154	43.6	3.8	621	14%	126,500	68,000
VJC	Vietjet 越捷航空股份公司	工業	4.6%	108,000	56,575	15.2	3.8	411	18%	148,800	93,200
VNM	越南牛奶股份公司	必需消費品	10.5%	115,300	200,781	21.1	6.7	1,329	59%	135,500	83,700
VPB	Viet Nam Thịnh Vuong (越南繁榮) 貿易股份銀行	金融	6.3%	22,650	55,215	6.0	1.2	4,822	23%	29,300	16,000
VRE	Vincom Retail 股份公司	房地產	1.9%	27,050	61,466	22.1	2.3	3,273	31%	37,950	16,900



We Create **Fortune**

## 元大證券（越南）公司

### 個人客戶分析部

**Nguyễn Thế Minh**

研究分析經理

+84 28 3622 6868 ext 3826

minh.nguyen@yuanta.com.vn

**Lý Thị Hiền**

研究分析主管

+84 28 3622 6868 ext 3908

hien.ly@yuanta.com.vn

**Quách Đức Khánh**

高級分析專員

+84 28 3622 6868 ext 3833

khanh.quach@yuanta.com.vn

**Phạm Tấn Phát**

高級分析專員

+84 28 3622 6868 ext 3880

phat.pham@yuanta.com.vn

**Nguyễn Trịnh Ngọc Hồng**

分析專員

+84 28 3622 6868 ext 3832

hong.nguyen@yuanta.com.vn

### 個人客戶業務部

**Nguyễn Thanh Tùng**

總公司業務經理

+84 28 3622 6868 ext 3609

tung.nguyen@yuanta.com.vn

**Nguyễn Việt Quang**

河內分行經理

+84 28 3622 6868 ext 3404

quang.nguyen@yuanta.com.vn

**Võ Thị Thu Thủy**

平陽分行經理

+84 28 3622 6868 ext 3505

thuy.vo@yuanta.com.vn

**Nguyễn Mạnh Hoạt**

堤岸分行經理

+84 28 3622 6868 ext 3847

hoat.nguyen@yuanta.com.vn

**Bùi Quốc Phong**

同奈分行經理

+84 28 3622 6868

phong.bui@yuanta.com.vn

**Chung Kim Hoa**

華人客戶部經理

+84 28 3622 6868 ext 3828

hoa.chung@yuanta.com.vn

**Đinh Thị Thu Cúc**

頭頓分行經理

+84 28 3622 6868 ext 3203

cuc.dinh@yuanta.com.vn

**Võ Đình Tuấn**

峴港分行經理

+84 28 3622 6868 ext 3301

[tuan.vo@yuanta.com.vn](mailto:tuan.vo@yuanta.com.vn)

**Nguyễn Đức Hoàn**

河內南部營業中心經理

+84 28 3622 6868 ext 3409

hoan.nguyen@yuanta.com.vn



We Create **Fortune**

## Appendix A: Important Disclosures

### Analyst Certification

Each research analyst primarily responsible for the content of this research report, in whole or in part, certifies that with respect to each security or issuer that the analyst covered in this report: (1) all of the views expressed accurately reflect his or her personal views about those securities or issuers; and (2) no part of his or her compensation was, is, or will be, directly or indirectly, related to the specific recommendations or views expressed by that research analyst in the research report.

### Ratings Definitions

**BUY:** We have a positive outlook on the stock based on our expected absolute or relative return over the investment period. Our thesis is based on our analysis of the company's outlook, financial performance, catalysts, valuation and risk profile. We recommend investors add to their position.

**HOLD-Outperform:** In our view, the stock's fundamentals are relatively more attractive than peers at the current price. Our thesis is based on our analysis of the company's outlook, financial performance, catalysts, valuation and risk profile.

**HOLD-Underperform:** In our view, the stock's fundamentals are relatively less attractive than peers at the current price. Our thesis is based on our analysis of the company's outlook, financial performance, catalysts, valuation and risk profile.

**SELL:** We have a negative outlook on the stock based on our expected absolute or relative return over the investment period. Our thesis is based on our analysis of the company's outlook, financial performance, catalysts, valuation and risk profile. We recommend investors reduce their position.

**Under Review:** We actively follow the company, although our estimates, rating and target price are under review.

**Restricted:** The rating and target price have been suspended temporarily to comply with applicable regulations and/or Yuanta policies.

Note: Yuanta research coverage with a Target Price is based on an investment period of 12 months. Greater China Discovery Series coverage does not have a formal 12 month Target Price and the recommendation is based on an investment period specified by the analyst in the report.

### Global Disclaimer

© 2018 Yuanta. All rights reserved. The information in this report has been compiled from sources we believe to be reliable, but we do not hold ourselves responsible for its completeness or accuracy. It is not an offer to sell or solicitation of an offer to buy any securities. All opinions and estimates included in this report constitute our judgment as of this date and are subject to change without notice.

This report provides general information only. Neither the information nor any opinion expressed herein constitutes an offer or invitation to make an offer to buy or sell securities or other investments. This material is prepared for general circulation to clients and is not intended to provide tailored investment advice and does not take into account the individual financial situation and objectives of any specific person who may receive this report. Investors should seek financial advice regarding the appropriateness of investing in any securities, investments or investment strategies discussed or recommended in this report. The information contained in this report has been compiled from sources believed to be reliable but no representation or warranty, express or implied, is made as to its accuracy, completeness or correctness. This report is not (and should not be construed as) a solicitation to act as securities broker or dealer in any jurisdiction by any person or company that is not legally permitted to carry on such business in that jurisdiction.

Yuanta research is distributed in the United States only to Major U.S. Institutional Investors (as defined in Rule 15a-6 under the Securities Exchange Act of 1934, as amended and SEC staff interpretations thereof). All transactions by a US person in the securities mentioned in this report must be effected through a registered broker-dealer under Section 15 of the Securities Exchange Act of 1934, as amended. Yuanta research is distributed in Taiwan by Yuanta Securities Investment Consulting. Yuanta research is distributed in Hong Kong by Yuanta Securities (Hong Kong) Co. Limited, which is licensed in Hong Kong by the Securities and Futures Commission for regulated activities, including Type 4 regulated activity (advising on securities). In Hong Kong, this research report may not be redistributed, retransmitted or disclosed, in whole or in part or any form or manner, without the express written