

當日期貨市場：繼續累積階段

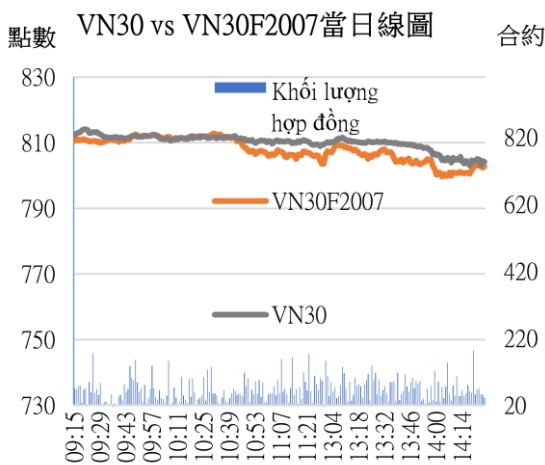
2020/07/13

合約走勢

收盤 +/- 成交量 到期日

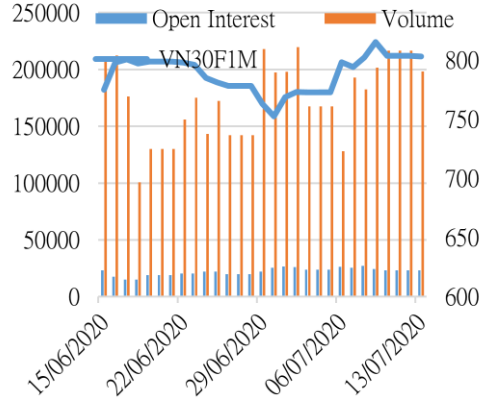
單位	點數	點數	合約	日期
VN30F2007	803.0	-0.7	198,350	16/07
VN30F2008	797.0	-1.0	3961	20/08
VN30F2009	792.1	-0.4	93	17/09
VN30F2012	786.7	-2.2	91	17/12

源自：Bloomberg - YSVN



源自：Bloomberg - YSVN

合約 VN30F1M 更改交易量和持倉量



源自：Bloomberg - YSVN

技術信號

- VN30F2007 繼續橫向移動並在盤中繼續累積。798-800 點區在最近測試了兩次，但需要在下幾盤有強勁的支撐信號。MACD 指標繼續顯示賣出的信號，Stochastic Oscillator (20,5,5) 仍顯示賣出的信號，但指標已回到超賣區域。
- 在 Daily 幀中，VN30F2007 仍處於上漲趨勢中，阻力位為 720-730 點。

投資策略

- 當天策略 (Intraday)：投資者可考慮在 798-800 點開多頭，停損於 796 點，和目標為 810-812 點。
- 主要短期趨勢策略 (Daily)：投資者考慮繼續持有多頭，目標為 820-830 點，當價格低於 796 點時就停損。

趨勢	VN30F2006-Daily	VN30F2006-1H
短期	上漲	橫盤
支撐 1	750	800
支撐 2	680	796
阻力 1	835	820
阻力 2	850	830



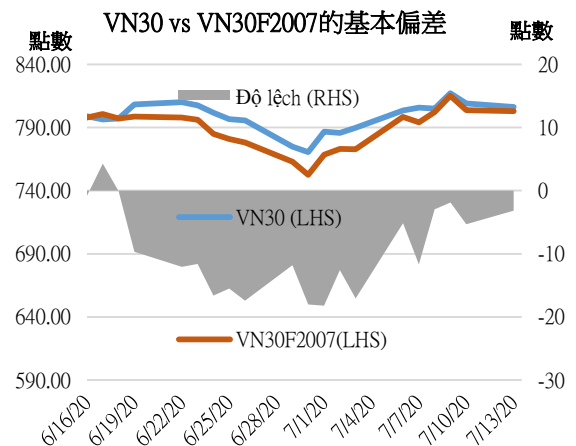
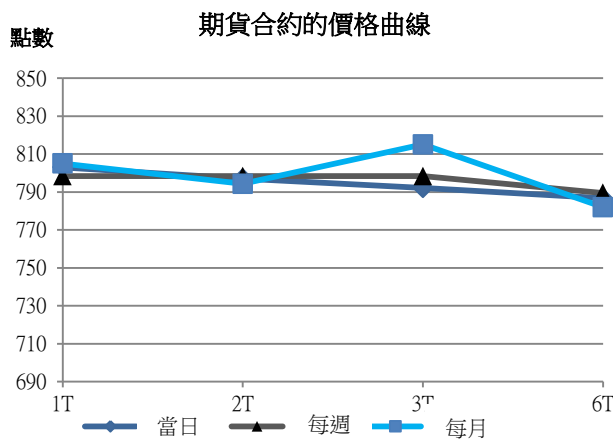
Pham Tan Phat
高級分析專員
Email: phat.pham@yuanta.com.vn
Phone: (084) 28 3622 6868 ext 3880



We Create Fortune

期貨合約

	收盤價	+/-	+/- %	成交量	+/- %	Fair Value	最後清算日	剩餘時間
	單位：點	點	%	合約		單位：點		日
VN30 Index	806.2	-2.9	-0.4%	0				
VN30F2007	803.0	-0.7	-0.1%	198,350	-8.36%	806	16/07/2020	4
VN30F2008	797.0	-1.0	-0.1%	3,961	85.88%	813	20/08/2020	39
VN30F2009	792.1	-0.4	-0.1%	93	-11.43%	819	17/09/2020	67
VN30F2012	786.7	-2.2	-0.3%	91	89.58%	837	17/12/2020	158



上漲排名/ 前 5 檔	影響 點數	下跌排名/ 前 5 檔	影響 點數
FPT	0.70	VPB	-0.67
REE	0.18	SAB	-0.56
CTG	0.15	TCB	-0.45
VCB	0.11	VNM	-0.37
CTD	0.08	VRE	-0.31

股價上漲 前 5 檔	%	股價下跌 前 5 檔	%
REE	2.81	SAB	-2.91
CTD	2.28	VRE	-2.03
FPT	1.78	VPB	-1.32
GAS	0.81	EIB	-1.14
CTG	0.63	SBT	-1.02

We Create Fortune

VN30 指數股票名單

股票代碼	企業名稱	產業	比重	收盤價	資本	PER	PBR	3 個月成交量	外資持股	52 週走高	52 週走低
		單位	%	VND	Tỷ VND	x	x	000 cp	%	VND	VND
BID	越南投資與發展商業股份銀行	金融	1.1%	41,300	166,109	19.3	2.2	1,307	18%	55,800	29,500
CTD	Coteccons 建築股份公司	工業	0.5%	80,800	6,164	10.1	0.7	525	46%	115,000	44,000
CTG	越南工商股份銀行	金融	2.9%	23,950	89,176	9.5	1.1	5,854	30%	28,450	16,600
BVH	Bao Viet (保越) 集團	金融	0.5%	47,500	35,260	36.4	1.8	803	28%	88,600	32,300
PLX	越南油氣集團	能量	0.8%	46,400	55,950	53.4	2.9	1,217	14%	66,500	35,100
EIB	越南進出口貿易股份銀行	金融	3.0%	17,400	21,392	22.5	1.3	301	30%	18,950	14,000
FPT	FPT 發展投資工藝股份公司	CNTT	5.0%	48,650	38,137	11.6	2.6	1,951	49%	53,304	34,870
GAS	越南氣體總公司 - 股份公司	公用服務	1.2%	74,900	143,355	12.9	2.8	731	3%	112,500	53,900
POW	越南天然氣股份總公司	公用服務	0.8%	10,050	23,536	9.8	0.9	5,486	11%	14,900	6,850
HDB	胡志明市發展商業股份銀行	金融	2.9%	26,650	25,742	7.3	1.4	1,243	21%	30,100	16,100
HPG	Hoa Phat (和發) 集團股份公司	原材料	7.4%	27,650	76,344	10.0	1.5	11,351	36%	28,900	15,250
MBB	軍隊貿易股份銀行	金融	4.0%	17,200	41,477	5.1	1.0	6,191	23%	23,900	13,150
MSN	Masan 集團股份公司	必需消費品	4.3%	56,600	66,162	14.3	1.6	1,428	39%	81,500	46,400
MWG	世界移動通信投資股份公司	非必需消費品	4.0%	82,800	37,493	9.4	2.8	1,203	49%	129,500	56,300
NVL	Nova 房地產投資集團股份公司	房地產	3.5%	63,000	61,081	17.6	2.7	1,072	6%	65,700	49,100
PNJ	Phu Nhuan (富潤) 珠寶股份公司	非必需消費品	1.7%	59,300	13,350	11.3	2.7	806	49%	92,500	45,000
REE	冷機電股份公司	工業	0.8%	32,900	10,201	6.6	1.0	548	49%	40,150	26,100
ROS	FLC Faros 建築股份公司	工業	0.1%	3,010	1,708	11.1	0.3	19,361	2%	28,650	2,870
SAB	Sai Gon (西貢) 飲料-酒-啤酒股份公司	必需消費品	2.3%	200,000	128,256	29.8	7.4	100	63%	289,900	111,500
SBT	Bien Hoa - Thanh Thanh Cong (邊和 - 成成功) 股份公司	必需消費品	0.6%	14,500	8,508	85.0	1.2	2,535	6%	22,700	11,600
SSI	SSI 西貢證券股份公司	金融	0.9%	15,950	9,585	13.1	1.0	4,686	50%	22,328	9,569
STB	西貢商信銀行 (sacombank)	金融	3.4%	11,450	20,652	8.6	0.7	12,688	9%	12,700	7,120
TCB	越南技商股份銀行 (Techcombank)	金融	7.5%	20,300	71,053	6.8	1.1	2,096	22%	25,500	14,000
VCB	越南外商貿易股份銀行	金融	5.5%	82,900	307,466	17.1	3.6	1,162	24%	95,000	56,600
VHM	Vinhomes 股份公司	房地產	5.0%	79,100	260,201	10.1	4.1	2,261	20%	102,300	52,000
VIC	Vingroup 集團股份公司	房地產	7.1%	91,300	308,816	43.6	3.8	599	14%	126,500	68,000
VJC	Vietjet 越捷航空股份公司	工業	4.6%	108,000	56,575	15.2	3.8	412	18%	148,800	93,200
VNM	越南牛奶股份公司	必需消費品	10.5%	114,800	199,910	21.1	6.7	1,321	59%	135,500	83,700
VPB	Viet Nam Thịnh Vuong (越南繁榮) 貿易股份銀行	金融	6.2%	22,350	54,484	6.0	1.2	4,764	23%	29,300	16,000
VRE	Vincom Retail 股份公司	房地產	1.9%	26,500	60,216	21.6	2.2	3,213	31%	37,950	16,900



We Create **Fortune**

元大證券（越南）公司

個人客戶分析部

Nguyễn Thế Minh

研究分析經理

+84 28 3622 6868 ext 3826

minh.nguyen@yuanta.com.vn

Lý Thị Hiền

研究分析主管

+84 28 3622 6868 ext 3908

hien.ly@yuanta.com.vn

Quách Đức Khánh

高級分析專員

+84 28 3622 6868 ext 3833

khanh.quach@yuanta.com.vn

Phạm Tấn Phát

高級分析專員

+84 28 3622 6868 ext 3880

phat.pham@yuanta.com.vn

Nguyễn Trịnh Ngọc Hồng

分析專員

+84 28 3622 6868 ext 3832

hong.nguyen@yuanta.com.vn

個人客戶業務部

Nguyễn Thanh Tùng

總公司業務經理

+84 28 3622 6868 ext 3609

tung.nguyen@yuanta.com.vn

Nguyễn Việt Quang

河內分行經理

+84 28 3622 6868 ext 3404

quang.nguyen@yuanta.com.vn

Võ Thị Thu Thủy

平陽分行經理

+84 28 3622 6868 ext 3505

thuy.vo@yuanta.com.vn

Nguyễn Mạnh Hoạt

堤岸分行經理

+84 28 3622 6868 ext 3847

hoat.nguyen@yuanta.com.vn

Bùi Quốc Phong

同奈分行經理

+84 28 3622 6868

phong.bui@yuanta.com.vn

Chung Kim Hoa

華人客戶部經理

+84 28 3622 6868 ext 3828

hoa.chung@yuanta.com.vn

Đinh Thị Thu Cúc

頭頓分行經理

+84 28 3622 6868 ext 3203

cuc.dinh@yuanta.com.vn

Võ Đình Tuấn

峴港分行經理

+84 28 3622 6868 ext 3301

tuun.vo@yuanta.com.vn

Nguyễn Đức Hoàn

河內南部營業中心經理

+84 28 3622 6868 ext 3409

hoan.nguyen@yuanta.com.vn



We Create **Fortune**

Appendix A: Important Disclosures

Analyst Certification

Each research analyst primarily responsible for the content of this research report, in whole or in part, certifies that with respect to each security or issuer that the analyst covered in this report: (1) all of the views expressed accurately reflect his or her personal views about those securities or issuers; and (2) no part of his or her compensation was, is, or will be, directly or indirectly, related to the specific recommendations or views expressed by that research analyst in the research report.

Ratings Definitions

BUY: We have a positive outlook on the stock based on our expected absolute or relative return over the investment period. Our thesis is based on our analysis of the company's outlook, financial performance, catalysts, valuation and risk profile. We recommend investors add to their position.

HOLD-Outperform: In our view, the stock's fundamentals are relatively more attractive than peers at the current price. Our thesis is based on our analysis of the company's outlook, financial performance, catalysts, valuation and risk profile.

HOLD-Underperform: In our view, the stock's fundamentals are relatively less attractive than peers at the current price. Our thesis is based on our analysis of the company's outlook, financial performance, catalysts, valuation and risk profile.

SELL: We have a negative outlook on the stock based on our expected absolute or relative return over the investment period. Our thesis is based on our analysis of the company's outlook, financial performance, catalysts, valuation and risk profile. We recommend investors reduce their position.

Under Review: We actively follow the company, although our estimates, rating and target price are under review.

Restricted: The rating and target price have been suspended temporarily to comply with applicable regulations and/or Yuanta policies.

Note: Yuanta research coverage with a Target Price is based on an investment period of 12 months. Greater China Discovery Series coverage does not have a formal 12 month Target Price and the recommendation is based on an investment period specified by the analyst in the report.

Global Disclaimer

© 2018 Yuanta. All rights reserved. The information in this report has been compiled from sources we believe to be reliable, but we do not hold ourselves responsible for its completeness or accuracy. It is not an offer to sell or solicitation of an offer to buy any securities. All opinions and estimates included in this report constitute our judgment as of this date and are subject to change without notice.

This report provides general information only. Neither the information nor any opinion expressed herein constitutes an offer or invitation to make an offer to buy or sell securities or other investments. This material is prepared for general circulation to clients and is not intended to provide tailored investment advice and does not take into account the individual financial situation and objectives of any specific person who may receive this report. Investors should seek financial advice regarding the appropriateness of investing in any securities, investments or investment strategies discussed or recommended in this report. The information contained in this report has been compiled from sources believed to be reliable but no representation or warranty, express or implied, is made as to its accuracy, completeness or correctness. This report is not (and should not be construed as) a solicitation to act as securities broker or dealer in any jurisdiction by any person or company that is not legally permitted to carry on such business in that jurisdiction.

Yuanta research is distributed in the United States only to Major U.S. Institutional Investors (as defined in Rule 15a-6 under the Securities Exchange Act of 1934, as amended and SEC staff interpretations thereof). All transactions by a US person in the securities mentioned in this report must be effected through a registered broker-dealer under Section 15 of the Securities Exchange Act of 1934, as amended. Yuanta research is distributed in Taiwan by Yuanta Securities Investment Consulting. Yuanta research is distributed in Hong Kong by Yuanta Securities (Hong Kong) Co. Limited, which is licensed in Hong Kong by the Securities and Futures Commission for regulated activities, including Type 4 regulated activity (advising on securities). In Hong Kong, this research report may not be redistributed, retransmitted or disclosed, in whole or in part or any form or manner, without the express written