

當日市場：銀行股繼續吸引現金流

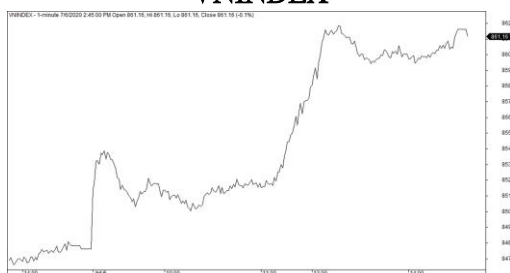
2020/07/06

市場走勢

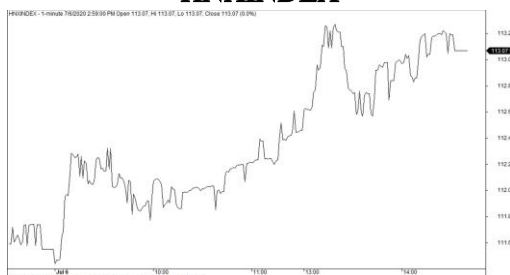
市場指數	VNI	HNI	UPCOM
收盤	861.16	113.07	56.48
%日	1.60%	1.36%	0.39%
%週	3.83%	2.49%	1.75%
%月	-2.83%	-4.24%	0.09%
%年	-11.71%	8.33%	0.18%
<b>成交值(十億盾)</b>			
當日	3,811	371	265
日均量/週	4,095	377	280
日均量/月	6,343	611	357
<b>外資進出</b>			
買進	697.44	1.70	18.73
賣出	673.00	8.77	14.55
買賣超	24.44	-7.07	4.18
<b>市場漲跌家數</b>			
上漲	199	91	95
下跌	102	48	79
持平	93	226	729
<b>市場指標</b>			
P/E	13.79	9.16	16.35
總市值 (兆盾)	2,961	208	842
股息殖利 率	2.96%	2.27%	5.92%

資料源: Bloomberg - YSVN

VNINDEX



HNIINDEX



市場走勢

亞洲股市指數的強勢上漲，最突出為中國市場的兩個指數，包括上證綜合(+5.71%)，恆生指數(+3.81%)。越南股市與世界趨勢相同，收盤時漲勢還得到延續。VNIndex 上漲 1.6%，收於 861.16 點。HNXIndex 上漲 1.37%，收於 113.07 點；Upcom-Index 上漲 0.39%。三大市場的交易價值達到 3 兆 8,000 億越南盾，比上週增長 15%，這是現金流量的積極信號。

市場漲勢是由藍籌股帶領，尤其是大型股，如 VHM (+3.9%)，VHM (+2.1%)，CTG (+3.4%)，SAB (+3.1%)，GAS (+3%)，VRE (+2.3%)。VHM，CTG 的價格飆漲，交易量高達 430 萬股和 480 萬股。

銀行，房地產股帶領市場，如 STB (+5%)，VPB (+3.3%)，NVL (+2.9%)，BID (+2.6%)，TCB (+2.3%) 等均上漲。

在中型和小型股中，漲幅不及市場，其中 BCG (+7%)，CCL (+6.5%)，PET (+5%) 有明顯的漲幅。

外資連續第二盤保持買超趨勢，價值 215 億越南盾。其中他們集中購買 VHM (1,531 億)，VNM (335 億)，SSI (101 億)。另一方面，主要拋售 VCB (625 億)，HPG (334 億)。

市場短期觀點

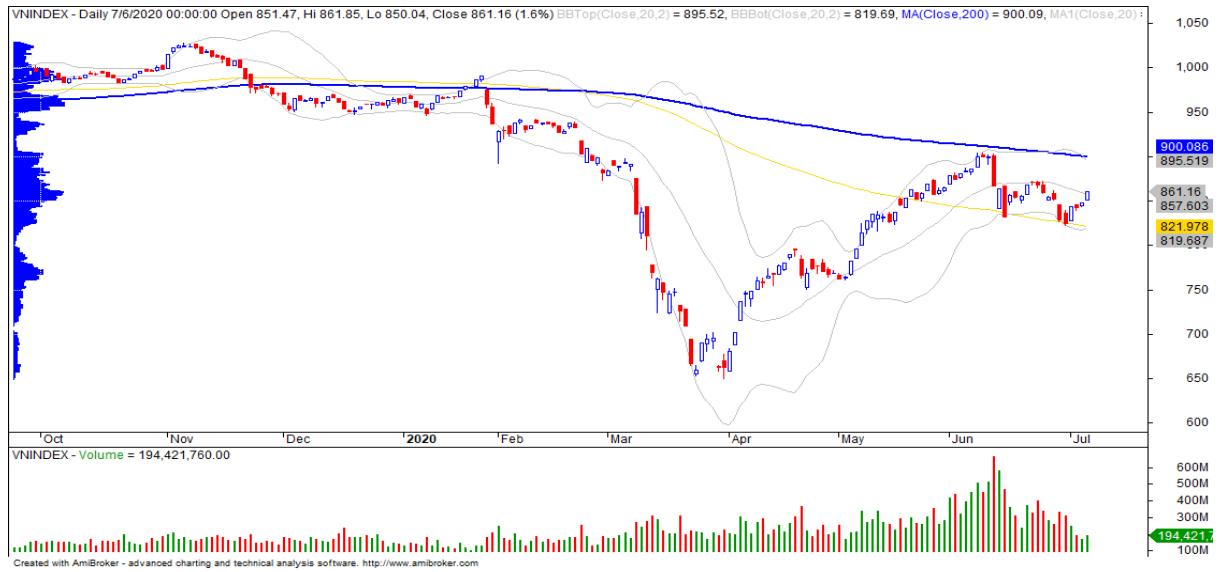
我們認為市場可以保持當前的勢頭，並可以挑戰 VN-Index 的 862.05 點的短期阻力位。同時，短期現金流量仍然很低。但現金流集中在大型股，尤其是銀行股上。此外，短期投資者的心理持續得到改善，表明短期風險趨於降低。

我們的趨勢指標系統維持兩個主要指數的下跌趨勢，VN-Index 的阻力位在 862.05 點，HNX-Index 的阻力位在 115.26 點。因此，我們建議短期投資者在當前階段繼續觀察市場和不拋售股票。同時，投資者可以考慮以較低比重進行投資，以觀測市場的趨勢。

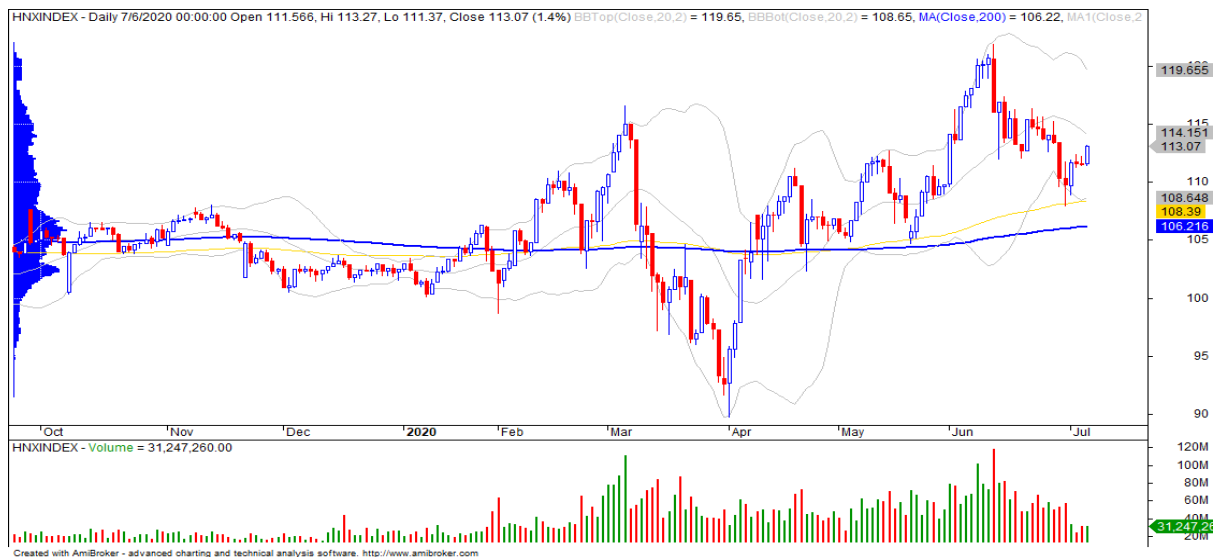


We Create Fortune

## 技術分析圖



指數技術分析圖 VN-Index



指數技術分析圖 HNX-Index

指數	短期趨勢	中期趨勢	阻力區 1	阻力區 2	支撐區 1	支撐區 2
VN-Index	下跌	上漲	997	1,000	988	953
HNX-Index	下跌	上漲	106	108	99	90
VN30	下跌	上漲	895	935	877	863
VNMidcaps	下跌	上漲	992	1,030	969	963
VNSmallcaps	下跌	上漲	835	845	822	804

We Create Fortune

胡志明市交易所 (HSX)

	收盤	漲跌%
VNI	861.16	1.60%
VN30	803.46	1.72%
VN Mid	885.65	0.66%
VN Small	758.45	0.53%

河內交易所 (HSX)

	收盤	漲跌%
HNI	113.07	1.36%
HN30	216.43	0.69%
VNX AllSh	777.59	1.58%

UPCOM 市場 (UPCoM)

	收盤	漲跌%
UPCoM	56.48	0.39%

外資交易	成交值(十億盾)
買進	697.44
賣出	673
買超/賣超	24.44

外資交易	成交值(十億盾)
買進	1.70
賣出	8.77
買超/賣超	-7.07

外資交易	成交值(十億盾)
買進	18.73
賣出	14.55
買超/賣超	4.18

上漲排名/股碼	漲跌 (VND)	漲跌%
BCG	460	6.97%
HTN	1250	6.89%
PET	460	5.01%
STB	550	5.00%
SAM	460	4.82%

上漲排名/股碼	漲跌 (VND)	漲跌%
TAR	1000	4.88%
DNP	600	3.66%
ACB	600	2.61%
PVS	300	2.48%
NVB	200	2.30%

上漲排名/股碼	漲跌 (VND)	漲跌%
LPB	255	3.11%
C4G	183	2.61%
QNS	696	2.31%
HND	266	1.52%
PXL	126	1.18%

下跌排名/股碼	漲跌 (VND)	漲跌%
PSH	-1350	-6.26%
BMP	-1800	-3.21%
DHC	-800	-2.16%
CTD	-1700	-2.13%
FIT	-200	-2.08%

下跌排名/股碼	漲跌 (VND)	漲跌%
VIX	-200	-2.70%
L14	-1200	-1.81%
VCS	-400	-0.64%
BVS	0	0.00%
DGC	0	0.00%

下跌排名/股碼	漲跌 (VND)	漲跌%
TBD	-13500	-13.71%
VLC	-1559	-5.71%
G36	-223	-3.60%
NTC	-2940	-1.54%
MPC	-142	-0.54%

\*備註：市值>5,000 億盾；成交值>15 億盾

市值排名/股碼	十億盾
VCB	307,837
VIC	305,095
VHM	255,924
VNM	198,691
BID	157,261

市值排名/股碼	十億盾
ACB	38,243
SHB	22,468
VCG	12,103
VCS	9,684
PVI	6,706

市值排名/股碼	十億盾
ACV	128,704
VEA	58,189
MCH	49,258
BCM	27,474
BSR	21,641

交易量排名/股碼	成交值	30 日均
STB	16,285,280	16,033,899
HQC	11,330,970	23,341,458
HPG	9,784,629	12,609,680
ROS	8,657,060	23,076,696
ITA	6,572,270	19,156,698

交易量排名/股碼	成交值	30 日均
NVB	3,580,314	2,794,588
ACB	3,204,367	3,565,193
SHB	2,669,514	3,777,993
HUT	2,626,711	8,171,053
PVS	2,291,076	4,336,600

交易量排名/股碼	成交值	30 日均
LPB	4,032,779	5,537,153
BSR	1,825,917	4,287,688
DDV	1,300,000	5,084
SJM	1,201,694	3,224
VIB	725,536	851,328

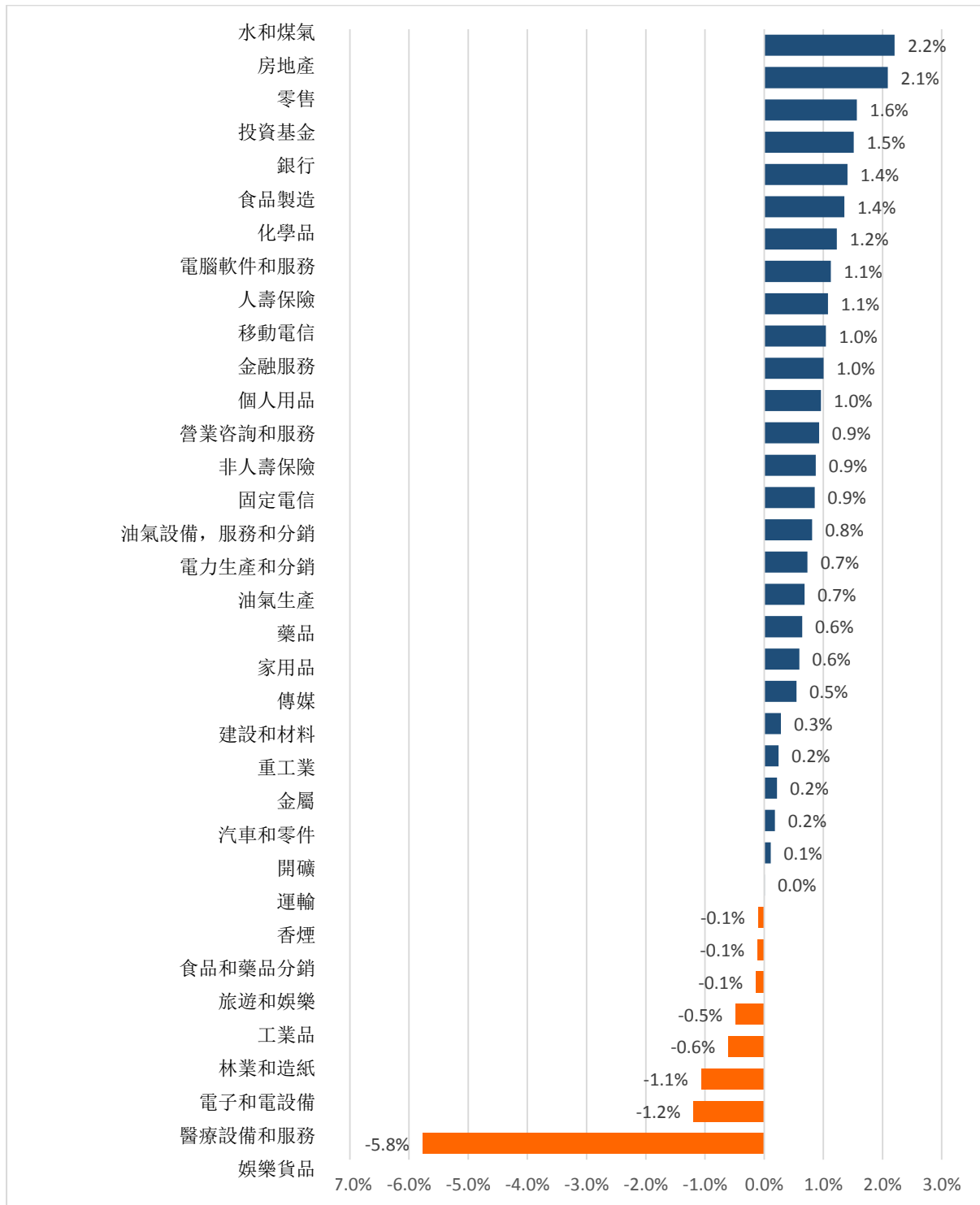
資料源: Bloomberg & Yuanta Research

資料源: Bloomberg & Yuanta Research

資料源: Bloomberg & Yuanta Research

We Create Fortune

## 各行業板塊的交易走勢



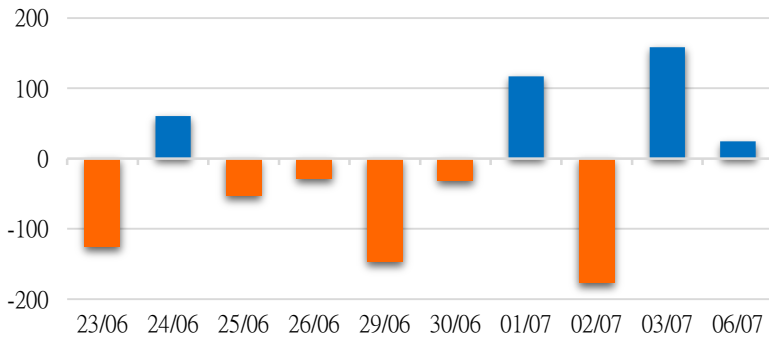
資料源: FinPro - YSVN



We Create Fortune

## 外資買進賣統計

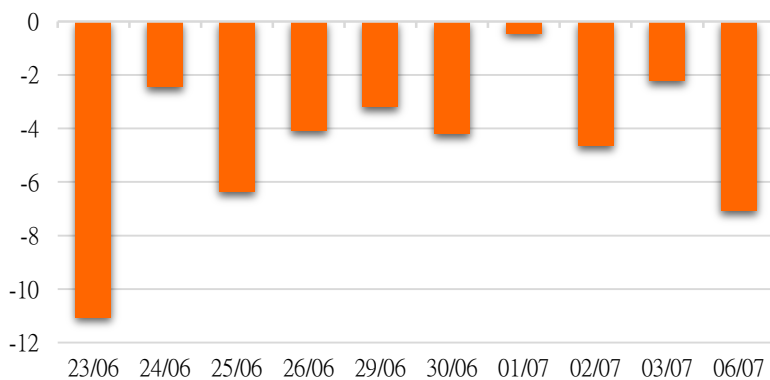
HSX 外資每日買/賣超



證券代碼	買超金額 (百萬盾)	證券代碼	賣超金額 (百萬盾)
VHM	153,154	VCB	62,561
VNM	33,591	HPG	33,464
SSI	10,145	CTG	12,122
PLX	5,073	VIC	11,796
NT2	3,522	DHC	9,988

HSX 外資買/賣超的前 5 名

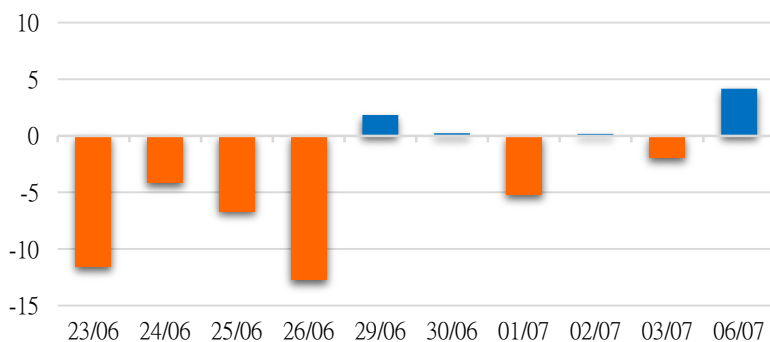
HNX 外資每日買/賣超



證券代碼	買超金額 (百萬盾)	證券代碼	賣超金額 (百萬盾)
VNR	205	PVS	2,946
PMC	142	PGS	1,155
WCS	90	BVS	1,040
PLC	86	SHS	604
PHP	80	SHB	567

HNX 外資買/賣超的前 5 名

UPCOM外資每日買/賣超



證券代碼	買超金額 (百萬盾)	證券代碼	賣超金額 (百萬盾)
LPB	5,550	NTC	2,658
MCH	1,380	ACV	1,732
VEA	908	QNS	473
BDT	641	BDG	336
BCM	509	PPH	134

UPCOM 外資買/賣超的前 5 名

源: FiinPro - YSVN

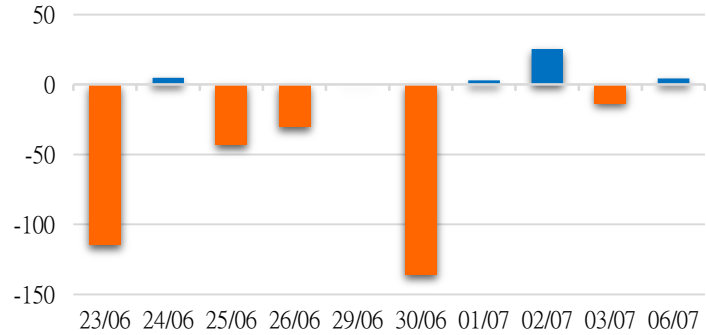
We Create **Fortune**

## 自營進出統計

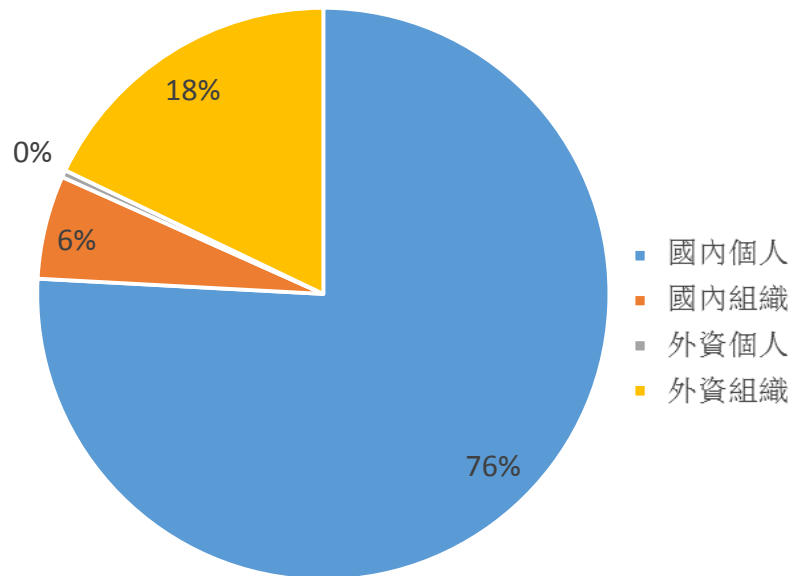
證券代碼	買超金額 (百萬盾)	證券代碼	賣超金額 (百萬盾)
STB	9,907	STB	19,831
HPG	8,808	FUEVFNVD	8,719
MWG	6,359	MWG	3,323
SSI	4,472	VNM	2,313
FPT	4,292	VHM	2,199

券商自營交易最大前名

券商自營交易每日買/賣超 (bil.VND)



## 越南證券市場投資人類別統計

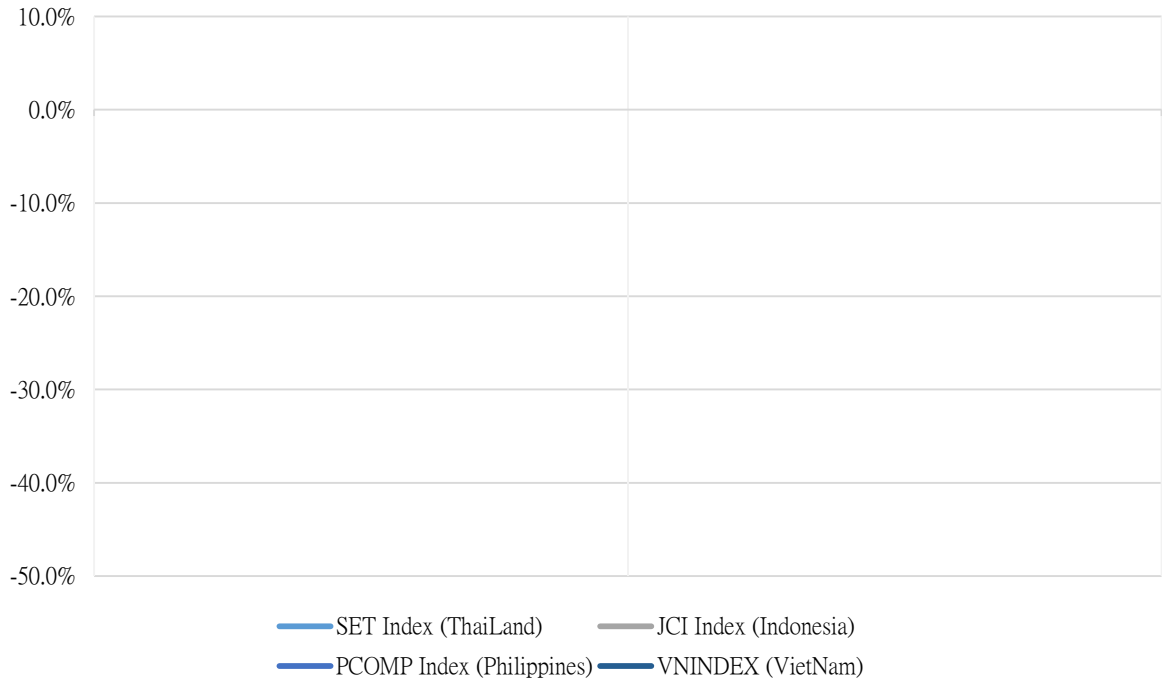


資料源: FinPro - YSVN



We Create Fortune

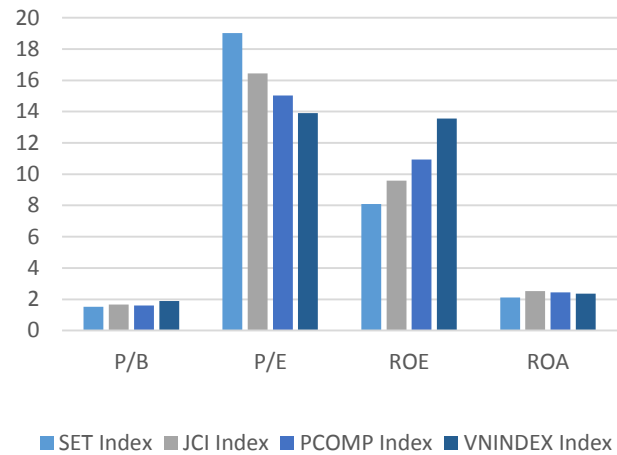
東南亞主要市場走勢比較



東南亞主要市場數據

		Thailand	Indonesia	Philippines	Vietnam
P/B		1.5x	1.6x	1.6x	1.9x
P/E		19.1x	16.0x	15.4x	14.3x
ROE	%	8.11	9.88	10.90	13.57
ROA	%	2.12	2.63	2.44	2.36
Vốn hóa	Tỷ USD	483.97	398.14	161.44	130.34
GTGD	Triệu USD	2.38	0.58	0.10	0.38
LS cổ tức	%	3.59	3.19	1.93	2.07

源: Bloomberg & YSVN





We Create **Fortune**

## 元大證券（越南）公司

### 個人客戶分析部

**Nguyễn Thế Minh**

研究分析經理

+84 28 3622 6868 ext 3826

minh.nguyen@yuanta.com.vn

**Lý Thị Hiền**

研究分析主管

+84 28 3622 6868 ext 3908

hien.ly@yuanta.com.vn

**Quách Đức Khánh**

高級分析專員

+84 28 3622 6868 ext 3833

khanh.quach@yuanta.com.vn

**Phạm Tấn Phát**

高級分析專員

+84 28 3622 6868 ext 3880

phat.pham@yuanta.com.vn

**Nguyễn Trịnh Ngọc Hồng**

分析專員

+84 28 3622 6868 ext 3832

hong.nguyen@yuanta.com.vn

### 個人客戶業務部

**Nguyễn Thanh Tùng**

總公司業務經理

+84 28 3622 6868 ext 3609

tung.nguyen@yuanta.com.vn

**Nguyễn Việt Quang**

河內分行經理

+84 28 3622 6868 ext 3404

quang.nguyen@yuanta.com.vn

**Võ Thị Thu Thủy**

平陽分行經理

+84 28 3622 6868 ext 3505

thuy.vo@yuanta.com.vn

**Nguyễn Mạnh Hoạt**

堤岸分行經理

+84 28 3622 6868 ext 3847

hoat.nguyen@yuanta.com.vn

**Bùi Quốc Phong**

同奈分行經理

+84 28 3622 6868

phong.bui@yuanta.com.vn

**Chung Kim Hoa**

華人客戶部經理

+84 28 3622 6868 ext 3828

hoa.chung@yuanta.com.vn

**Đinh Thị Thu Cúc**

頭頓分行經理

+84 28 3622 6868 ext 3203

cuc.dinh@yuanta.com.vn

**Võ Đình Tuấn**

峴港分行經理

+84 28 3622 6868 ext 3301

[tuun.vo@yuanta.com.vn](mailto:tuun.vo@yuanta.com.vn)

**Nguyễn Đức Hoàn**

河內南部營業中心經理

+84 28 3622 6868 ext 3409

hoan.nguyen@yuanta.com.vn





We Create **Fortune**

## Appendix A: Important Disclosures

### Analyst Certification

Each research analyst primarily responsible for the content of this research report, in whole or in part, certifies that with respect to each security or issuer that the analyst covered in this report: (1) all of the views expressed accurately reflect his or her personal views about those securities or issuers; and (2) no part of his or her compensation was, is, or will be, directly or indirectly, related to the specific recommendations or views expressed by that research analyst in the research report.

### Ratings Definitions

**BUY:** We have a positive outlook on the stock based on our expected absolute or relative return over the investment period. Our thesis is based on our analysis of the company's outlook, financial performance, catalysts, valuation and risk profile. We recommend investors add to their position.

**HOLD-Outperform:** In our view, the stock's fundamentals are relatively more attractive than peers at the current price. Our thesis is based on our analysis of the company's outlook, financial performance, catalysts, valuation and risk profile.

**HOLD-Underperform:** In our view, the stock's fundamentals are relatively less attractive than peers at the current price. Our thesis is based on our analysis of the company's outlook, financial performance, catalysts, valuation and risk profile.

**SELL:** We have a negative outlook on the stock based on our expected absolute or relative return over the investment period. Our thesis is based on our analysis of the company's outlook, financial performance, catalysts, valuation and risk profile. We recommend investors reduce their position.

**Under Review:** We actively follow the company, although our estimates, rating and target price are under review.

**Restricted:** The rating and target price have been suspended temporarily to comply with applicable regulations and/or Yuanta policies.

Note: Yuanta research coverage with a Target Price is based on an investment period of 12 months. Greater China Discovery Series coverage does not have a formal 12 month Target Price and the recommendation is based on an investment period specified by the analyst in the report.

### Global Disclaimer

© 2018 Yuanta. All rights reserved. The information in this report has been compiled from sources we believe to be reliable, but we do not hold ourselves responsible for its completeness or accuracy. It is not an offer to sell or solicitation of an offer to buy any securities. All opinions and estimates included in this report constitute our judgment as of this date and are subject to change without notice.

This report provides general information only. Neither the information nor any opinion expressed herein constitutes an offer or invitation to make an offer to buy or sell securities or other investments. This material is prepared for general circulation to clients and is not intended to provide tailored investment advice and does not take into account the individual financial situation and objectives of any specific person who may receive this report. Investors should seek financial advice regarding the appropriateness of investing in any securities, investments or investment strategies discussed or recommended in this report. The information contained in this report has been compiled from sources believed to be reliable but no representation or warranty, express or implied, is made as to its accuracy, completeness or correctness. This report is not (and should not be construed as) a solicitation to act as securities broker or dealer in any jurisdiction by any person or company that is not legally permitted to carry on such business in that jurisdiction.

Yuanta research is distributed in the United States only to Major U.S. Institutional Investors (as defined in Rule 15a-6 under the Securities Exchange Act of 1934, as amended and SEC staff interpretations thereof). All transactions by a US person in the securities mentioned in this report must be effected through a registered broker-dealer under Section 15 of the Securities Exchange Act of 1934, as amended. Yuanta research is distributed in Taiwan by Yuanta Securities Investment Consulting. Yuanta research is distributed in Hong Kong by Yuanta Securities (Hong Kong) Co. Limited, which is licensed in Hong Kong by the Securities and Futures Commission for regulated activities, including Type 4 regulated activity (advising on securities). In Hong Kong, this research report may not be redistributed, retransmitted or disclosed, in whole or in part or any form or manner, without the express written