當日市場：短期趨勢為積極

2020/07/09

市場走勢			
市場指數	VNI	HNI	UPCOM
收盤	876.46	116.16	57.16
%日	1.38%	1.57%	0.67%
%週	4.05%	4.08%	2.27%
%月	-2.55%	-3.30%	-0.23%
%年	-9.55%	10.52%	2.29%
成交值(十億盾)			
當日	5,161	481	320
日均量/週	4,471	386	277
日均量/月	6,085	563	333
外資進出			
買進	736.50	2.27	18.61
賣出	898.70	4.30	17.23
買賣超	-162.19	-2.03	1.38
市場漲跌家數			
上漲	243	98	111
下跌	76	57	65
持平	75	210	727
市場指標			
P/E	14.07	9.31	16.47
總市值(兆盾)	3,021	211	851
股息殖利率	3.08%	2.25%	6.09%

資料源: *Bloomberg – YSVN*

VNINDEX

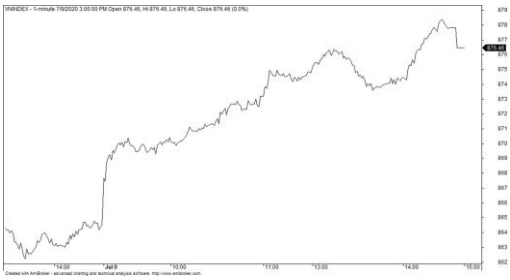

HNXINDEX

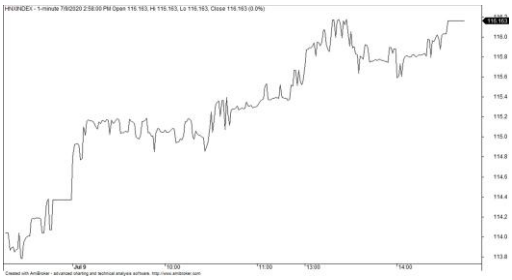

市場走勢

全球股市的許多主要指數均保持了漲勢，例如上證綜合（+1.39%），道瓊（+0.68%），南韓綜合（+0.42%）。

越南股市也有積極的趨勢，所有指數均大幅上漲。詳細為 VN-Index 收漲 1.38%，至 876.46 點。HNX-Index 上漲 1.57%，收於 116.16 點；Upcom-Index 也同步上漲 0.67%。市場的總交易額增加到超過 4 兆 8 千億越南盾。

銀行，食品飲料股是帶領市場上漲的類股。詳細而言，SAB（+6.2%）收於 205,000 盾，為 2020 年初以來的最高水平。HDB（+4.4%），VPB（+4.3%），TCB（+4.2%），BID（+2.6%），STB（+2.6%），ACB（+1.7%）等是漲幅最高的銀行股。GAS（+3.2%）收於 75,200 盾，強勁增長引起了人們的關注。

不僅藍籌股強勁上漲，中型股和小型股也得到市場的歡迎，其中為 DHC（+7%），GEX（+7%），FLC（+6.9%），ITA（+6.9%），VHC（+6.2%），DGW（+6.9%），HAI（+6.9%），HQC（+6.9%）。

外資連續第二盤賣超，價值為 1,620 億越南盾。HDG（429 億），HPG（285 億）。在買超方面，外資集中購買 CTG（338 億），BID（166 億）和 MBB（81 億）等銀行股。

市場短期觀點

我們認為市場可能保持上漲勢頭，VN-Index 可能接近 905 點的舊頂值。同時，市場已經顯示出進入積極的劇烈波動時期的跡象，表明在接下來的幾盤中現金流量可能會繼續增加。積極的是，現金流正在走向大型股，因此短期上漲趨勢將更加穩定，但是現金流可能仍會分歧，但主要集中在大型股上。

我們的趨勢指標系統維持了 VN-Index 的短期上漲趨勢，支撐位在 846.72 點，而 HNX-Index 的短期趨勢則轉為上漲，支撐位在 110.66 點。因此，我們建議投資者考慮民新股票，並且仍應注意每檔股票的趨勢，尤其是大型股。

請在 https：//ysradar.yuanta.com.vn/查看有關股票的信號。

技術分析圖

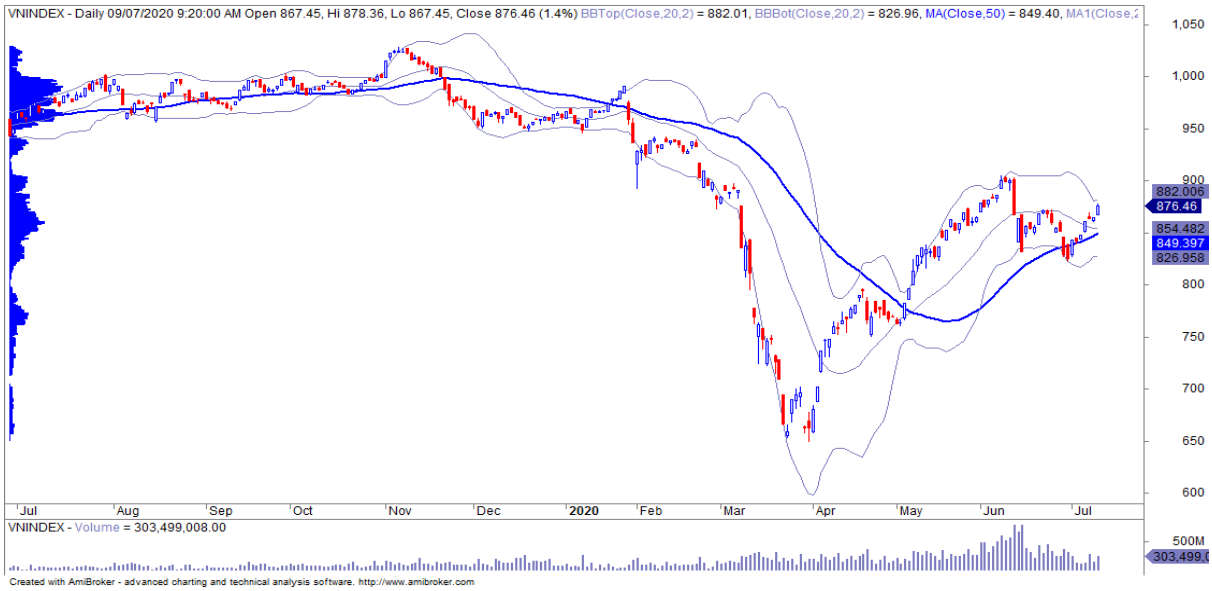

指數技術分析圖 VN-Index

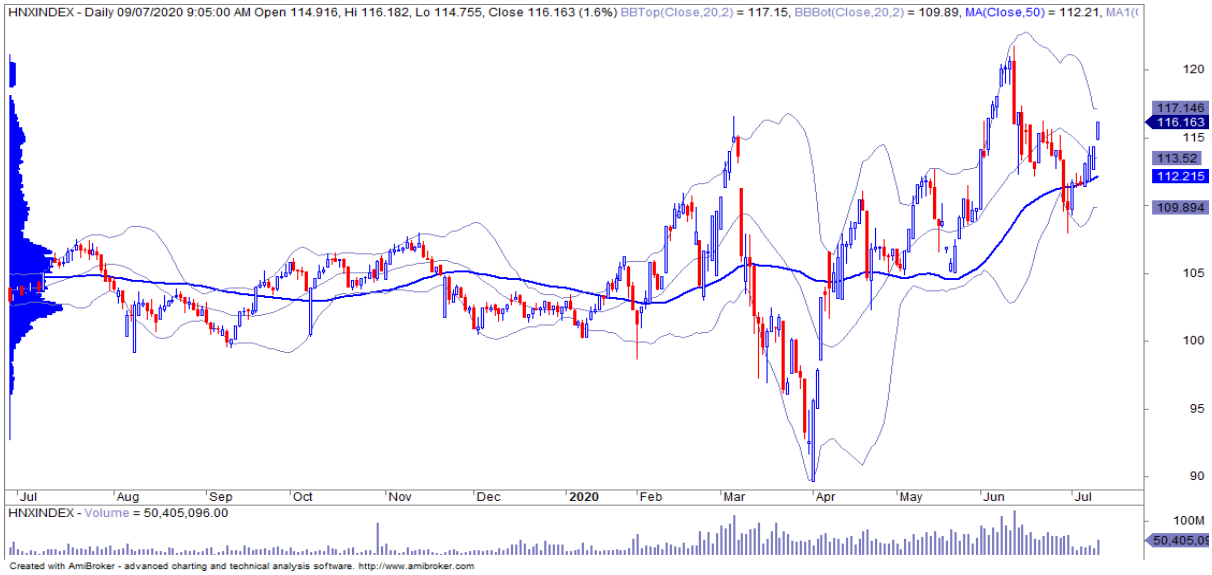

指數技術分析圖 HNX-Index

指數	短期趨勢	中期趨勢	阻力區 1	阻力區 2	支撐區 1	支撐區 2
VN-Index	上漲	上漲	997	1,000	988	953
HNX-Index	上漲	上漲	106	108	99	90
VN30	上漲	上漲	895	935	877	863
VNMidcaps	上漲	上漲	992	1,030	969	963
VNSmallcaps	上漲	上漲	835	845	822	804

胡志明市交易所 (HSX)

	收盤	漲跌%
VNI	876.46	1.38%
VN30	817.08	1.49%
VN Mid	900.9	1.60%
VN Small	771.05	1.49%

外資交易	成交值(十億盾)
買進	736.5
賣出	898.7
買超/賣超	-162.19

上漲排名/股碼	漲跌(VND)	漲跌%
GEX	1250	6.98%
DHC	2650	6.98%
ITA	310	6.94%
HQC	110	6.92%
HAI	210	6.89%

下跌排名/股碼	漲跌(VND)	漲跌%
HPX	-1650	-5.76%
BCG	-230	-3.01%
SCS	-1100	-0.88%
CTD	-700	-0.87%
NAF	-200	-0.85%

*備註：市值>5,000 億盾；成交值>15 億盾

市值排名/股碼	十億盾
VCB	307,837
VIC	307,125
VHM	264,477
VNM	201,129
BID	163,093

交易量排名/股碼	成交值	30 日均
EIB	29,496,529	96,830
STB	14,045,940	15,345,511
HQC	11,867,650	22,303,233
ROS	11,581,740	18,405,090
ITA	10,995,780	18,190,591

資料源: BloomBerg & Yuanta Research

河內交易所 (HSX)

	收盤	漲跌%
HNI	116.16	1.57%
HN30	220.7	1.78%
VNX AllSh	788.95	1.36%

外資交易	成交值(十億盾)
買進	2.27
賣出	4.30
買超/賣超	-2.03

上漲排名/股碼	漲跌(VND)	漲跌%
CEO	700	8.97%
VIX	600	8.96%
HUT	200	8.00%
TIG	300	4.17%
VCS	2300	3.69%

下跌排名/股碼	漲跌(VND)	漲跌%
NVB	-100	-1.09%
AMV	-100	-0.58%
DGC	-200	-0.50%
TAR	-100	-0.48%
HHC	0	0.00%

市值排名/股碼	十億盾
ACB	39,739
SHB	22,995
VCG	11,705
VCS	9,669
PVI	6,683

交易量排名/股碼	成交值	30 日均
NVB	3,977,850	2,796,700
HUT	3,963,992	7,110,291
SHB	3,707,207	3,350,708
KLF	3,586,250	3,785,258
PVS	3,455,019	3,646,055

資料源: BloomBerg & Yuanta Research

UPCOM 市場 (UPCoM)

	收盤	漲跌%
UPCoM	57.16	0.67%

外資交易	成交值(十億盾)
買進	18.61
賣出	17.23
買超/賣超	1.38

上漲排名/股碼	漲跌(VND)	漲跌%
SKH	815	3.76%
BSR	251	3.59%
G36	201	3.41%
VIB	590	3.24%
NTC	5428	2.84%

下跌排名/股碼	漲跌(VND)	漲跌%
VLC	-667	-2.44%
BAB	0	0.00%
QTP	6	0.05%
ACV	131	0.22%
MCH	349	0.49%

市值排名/股碼	十億盾
ACV	128,160
VEA	58,421
MCH	50,452
BCM	27,298
BSR	21,849

交易量排名/股碼	成交值	30 日均
LPB	5,805,693	5,001,702
BSR	5,091,477	3,552,347
VIB	1,552,175	857,967
BAB	1,060,300	2,541
OIL	554,856	936,311

資料源: BloomBerg & Yuanta Research

各行業板塊的交易走勢

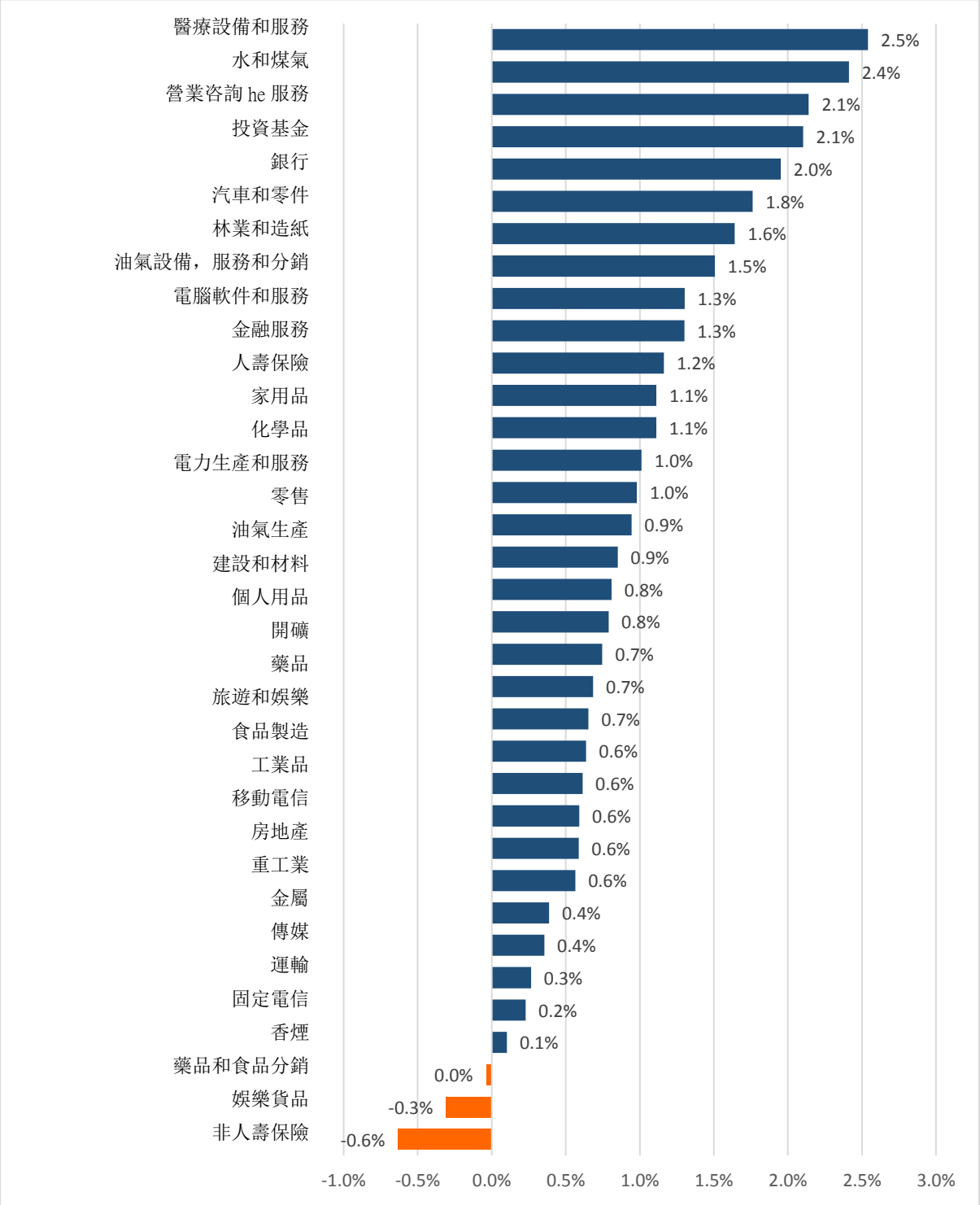

資料源:: FiinPro – YSVN

外資買進賣統計

HSX 外資每日買/賣超

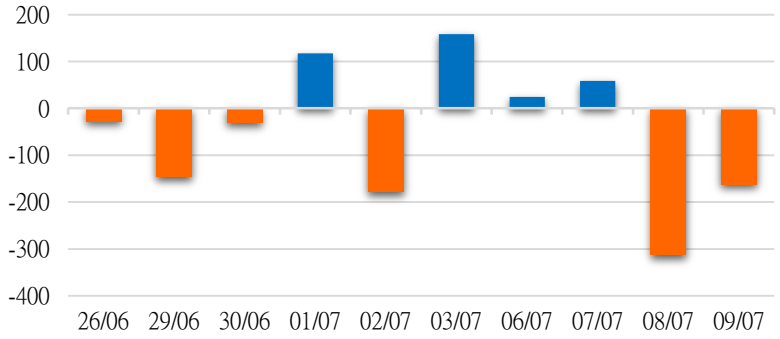

證券代碼	買超金額(百萬盾)	證券代碼	賣超金額(百萬盾)
CTG	33,834	HDG	42,931
BID	16,650	HPG	28,560
MSN	9,975	VCB	25,234
MBB	8,113	TRC	22,196
VRE	7,830	SAB	21,867

HSX 外資買/賣超的前 5 名

HNX 外資每日買/賣超

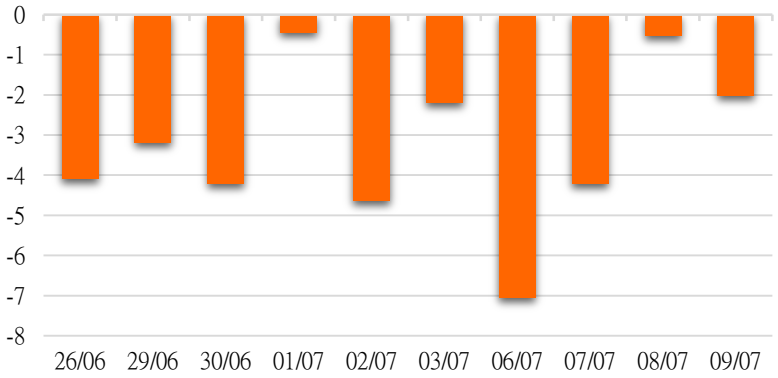

證券代碼	買超金額(百萬盾)	證券代碼	賣超金額(百萬盾)
MBG	286	SHS	1,391
BVS	197	ACM	1,120
PLC	173	TIG	317
PMC	158	NBC	253
IDV	152	INN	148

HNX 外資買/賣超的前 5 名

UPCOM外資每日買/賣超

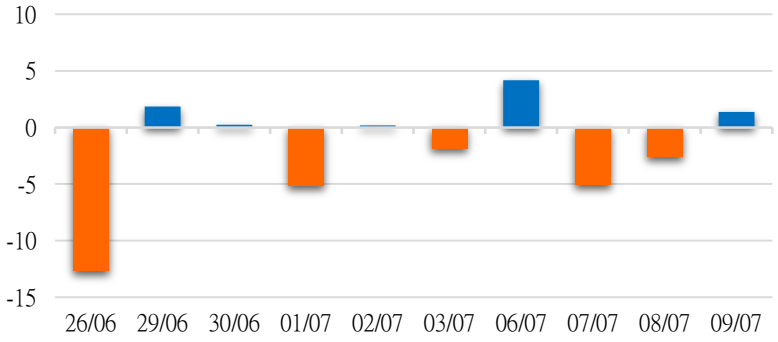

證券代碼	買超金額(百萬盾)	證券代碼	賣超金額(百萬盾)
LPB	12,056	ACV	9,368
VEA	795	VLC	2,227
MCH	509	KDF	1,577
VAV	445	ADG	251
BSR	376	SNZ	143

UPCOM 外資買/賣超的前 5 名

源: FiinPro – YSVN

自營進出統計

證券代碼	買超金額 (百萬盾)	證券代碼	賣超金額 (百萬盾)
HDG	42,900	FPT	12,281
HPG	18,513	HPG	8,642
VNM	17,680	E1VFVN30	8,318
TCB	13,064	MWG	6,291
VPB	12,677	HDG	4,219

券商自營交易最大前名

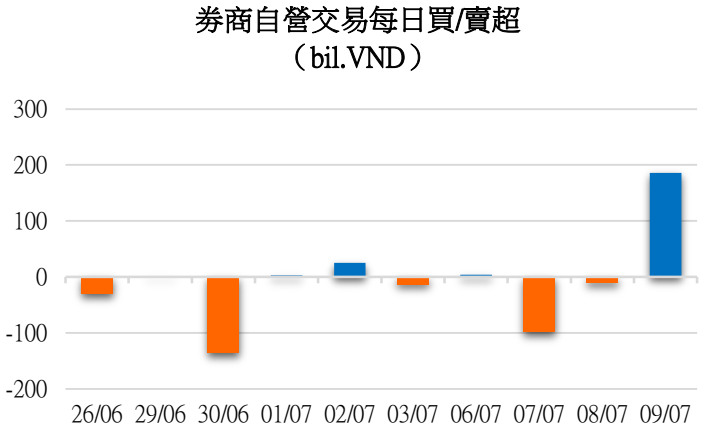

越南證券市場投資人類別統計

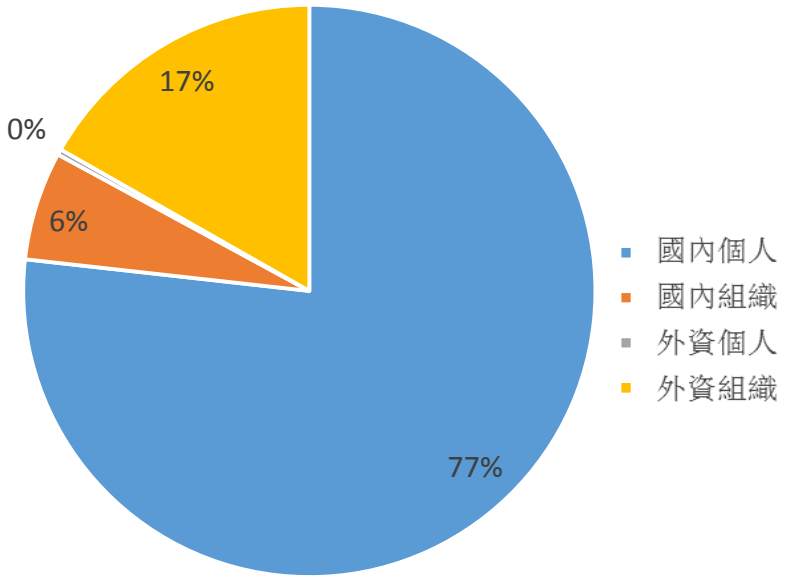

資料源: FiinPro – YSVN

東南亞主要市場走勢比較

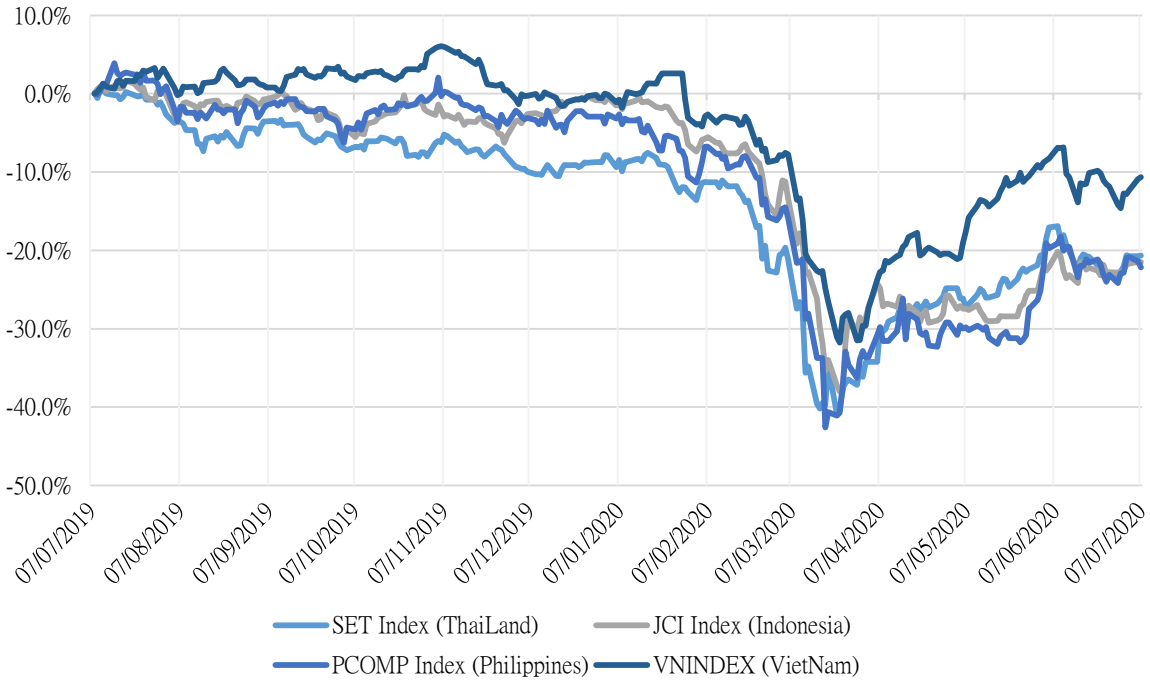

東南亞主要市場數據

		Thailand	Indonesia	Philippines	Vietnam
P/B		1.5x	1.7x	1.6x	1.9x
P/E		19.2x	16.5x	14.8x	14.3x
ROE	%	8.10	9.59	10.93	13.53
ROA	%	2.12	2.51	2.44	2.35
Vốn hóa	Tỷ USD	475.05	401.01	159.91	129.67
GTGD	Triệu USD	2.03	0.40	0.08	0.14
LS cổ tức	%	3.55	2.87	1.83	1.83

源：Bloomberg & YSVN

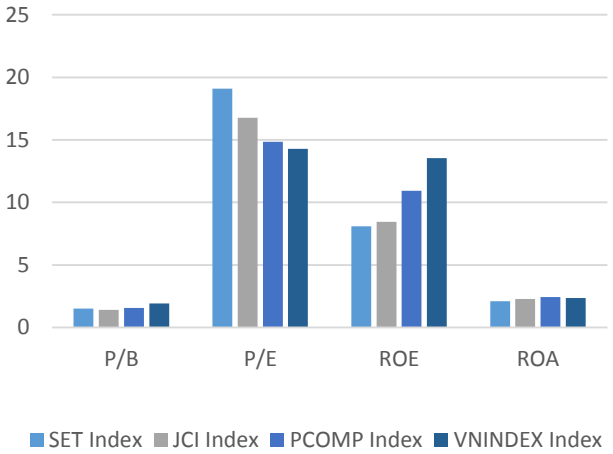

元大證券（越南）公司

個人客戶分析部

Nguyễn Th ế Minh
研究分析經理
+84 28 3622 6868 ext 3826
minh.nguyen@yuanta.com.vn

Lý Thị Hi ề n
研究分析主管
+84 28 3622 6868 ext 3908
hien.ly@yuanta.com.vn

Quách Đức Khánh
高級分析專員
+84 28 3622 6868 ext 3833
khanh.quach@yuanta.com.vn

Phạm Tấn Phát
高級分析專員
+84 28 3622 6868 ext 3880
phat.pham@yuanta.com.vn

Nguyễn Trịnh Ngọc Hồng
分析專員
+84 28 3622 6868 ext 3832
hong.nguyen@yuanta.com.vn

個人客戶業務部

Nguyễn Thanh Tùng
總公司業務經理
+84 28 3622 6868 ext 3609
tung.nguyen@yuanta.com.vn

Nguyễn Việt Quang
河內分行經理
+84 28 3622 6868 ext 3404
quang.nguyen@yuanta.com.vn

Võ Thị Thu Thủy
平陽分行經理
+84 28 3622 6868 ext 3505
thuy.vo@yuanta.com.vn

Nguyễn Mạnh Hoạt
堤岸分行經理
+84 28 3622 6868 ext 3847
hoat.nguyen@yuanta.com.vn

Bùi Quốc Phong
同奈分行經理
+84 28 3622 6868
phong.bui@yuanta.com.vn

Chung Kim Hoa
華人客戶部經理
+84 28 3622 6868 ext 3828
hoa.chung@yuanta.com.vn

Đinh Thị Thu Cúc
頭頓分行經理
+84 28 3622 6868 ext 3203
cuc.dinh@yuanta.com.vn

Võ Đình Tuấn
峴港分行經理
+84 28 3622 6868 ext 3301
tuan.vo@yuanta.com.vn

Nguyễn Đức Hoàn
河內南部營業中心經理
+84 28 3622 6868 ext 3409
hoan.nguyen@yuanta.com.vn

Appendix A: Important Disclosures

Analyst Certification

Each research analyst primarily responsible for the content of this research report, in whole or in part, certifies that with respect to each security or issuer that the analyst covered in this report: (1) all of the views expressed accurately reflect his or her personal views about those securities or issuers; and (2) no part of his or her compensation was, is, or will be, directly or indirectly, related to the specific recommendations or views expressed by that research analyst in the research report.

Ratings Definitions

BUY: We have a positive outlook on the stock based on our expected absolute or relative return over the investment period. Our thesis is based on our analysis of the company' s outlook, financial performance, catalysts, valuation and risk profile. We recommend investors add to their position.

HOLD-Outperform: In our view, the stock' s fundamentals are relatively more attractive than peers at the current price. Our thesis is based on our analysis of the company' s outlook, financial performance, catalysts, valuation and risk profile.

HOLD-Underperform: In our view, the stock' s fundamentals are relatively less attractive than peers at the current price. Our thesis is based on our analysis of the company' s outlook, financial performance, catalysts, valuation and risk profile.

SELL: We have a negative outlook on the stock based on our expected absolute or relative return over the investment period. Our thesis is based on our analysis of the company' s outlook, financial performance, catalysts, valuation and risk profile. We recommend investors reduce their position.

Under Review: We actively follow the company, although our estimates, rating and target price are under review.

Restricted: The rating and target price have been suspended temporarily to comply with applicable regulations and/or Yuanta policies.

Note: Yuanta research coverage with a Target Price is based on an investment period of 12 months. Greater China Discovery Series coverage does not have a formal 12 month Target Price and the recommendation is based on an investment period specified by the analyst in the report.

Global Disclaimer

© 2018 Yuanta. All rights reserved. The information in this report has been compiled from sources we believe to be reliable, but we do not hold ourselves responsible for its completeness or accuracy. It is not an offer to sell or solicitation of an offer to buy any securities. All opinions and estimates included in this report constitute our judgment as of this date and are subject to change without notice.

This report provides general information only. Neither the information nor any opinion expressed herein constitutes an offer or invitation to make an offer to buy or sell securities or other investments. This material is prepared for general circulation to clients and is not intended to provide tailored investment advice and does not take into account the individual financial situation and objectives of any specific person who may receive this report. Investors should seek financial advice regarding the appropriateness of investing in any securities, investments or investment strategies discussed or recommended in this report. The information contained in this report has been compiled from sources believed to be reliable but no representation or warranty, express or implied, is made as to its accuracy, completeness or correctness. This report is not (and should not be construed as) a solicitation to act as securities broker or dealer in any jurisdiction by any person or company that is not legally permitted to carry on such business in that jurisdiction.

Yuanta research is distributed in the United States only to Major U.S. Institutional Investors (as defined in Rule 15a-6 under the Securities Exchange Act of 1934, as amended and SEC staff interpretations thereof). All transactions by a US person in the securities mentioned in this report must be effected through a registered broker-dealer under Section 15 of the Securities Exchange Act of 1934, as amended. Yuanta research is distributed in Taiwan by Yuanta Securities Investment Consulting. Yuanta research is distributed in Hong Kong by Yuanta Securities (Hong Kong) Co. Limited, which is licensed in Hong Kong by the Securities and Futures Commission for regulated activities, including Type 4 regulated activity (advising on securities). In Hong Kong, this research report may not be redistributed, retransmitted or disclosed, in whole or in part or and any form or manner, without the express written