

當日市場：現金流繼續分歧

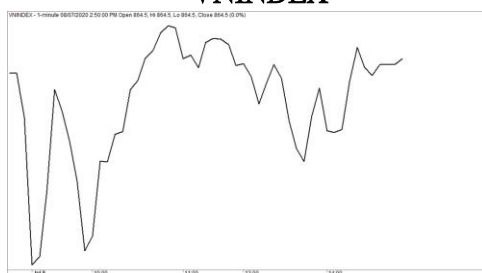
2020/07/08

市場走勢

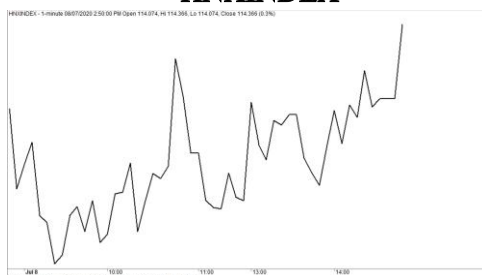
市場指數	VNI	HNI	UPCOM
收盤	864.50	114.37	56.78
%日	0.13%	0.58%	0.76%
%週	2.49%	2.40%	1.30%
%月	-3.94%	-4.77%	-0.91%
%年	-10.54%	10.17%	1.98%
<b>成交值(十億盾)</b>			
當日	4,252	340	241
日均量/週	4,183	338	245
日均量/月	6,222	589	346
<b>外資進出</b>			
買進	386.80	2.81	14.57
賣出	700.16	3.34	17.19
買賣超	-313.36	-0.54	-2.63
<b>市場漲跌家數</b>			
上漲	144	78	92
下跌	150	54	79
持平	100	233	732
<b>市場指標</b>			
P/E	14.05	9.27	16.39
總市值 (兆盾)	3,017	210	847
股息殖利 率	3.06%	2.26%	5.99%

資料源: Bloomberg - YSVN

VNINDEX



HNIINDEX



市場走勢

市場小幅波動，但在接近尾盤時顯示出逐漸恢復的跡象。VN-Index 收漲 0.13%，至 864.5 點。HNX-Index 漲幅更為積極，上漲了 0.58%，收於 114.37 點；Upcom-Index 向同步上漲了 0.75%。缺點是整個市場的交易價值僅為 3 兆 5,000 億越南盾，較上一盤減少了 30%。

SAB (+4.3%) 收於 193,000 盾，並繼續擴大近期的漲幅。此外，CTG (+0.9%)，SSI (+1%)，GAS (+0.7%) 也支撐著指數。不利的是，HPG 有所修正了 1.1%，但流動性處於低值。

GTN 是當天市場的亮點因漲停至 19,950 越南盾，其流動性接近 540 萬股，是近期幾個月來的最高水平。

在 HNX 上，DTD (+6.3%) 有積極的趨勢，流動性接近 27 萬股外資經前 3 盤買超後，當天轉向賣超趨勢，價值為 3,160 億越南盾，其中集中以議價的方式出售 DHC (1,827 億)；HPG (873 億美元) 也被強勁拋售。在買超方面，KDC (144 億) 是唯一賣超超過 100 億越南盾的股票。

市場短期觀點

我們認為市場可能在下一盤會繼續橫盤移動，或會出現小幅反彈。同時，市場可能會繼續在各類股票之間分歧，積極的是，投資者的情緒已經更加積極地改善了，表明短期風險正在降低。此外，現金流傾向於流入大型股和中型股，因此我們仍然傾向於市場會在短期內橫盤移動和上漲。

我們的趨勢指標系統維持 VN-Index 的短期上漲趨勢，支撐位在 839.51 點，和 HNX-Index 的短期下跌趨勢，阻力位於 115.26 點。因此，我們建議投資者繼續觀測每檔股票的趨勢以尋找投資機會。

請在 <https://ysradar.yuanta.com.vn/> 查看有關股票的信號。

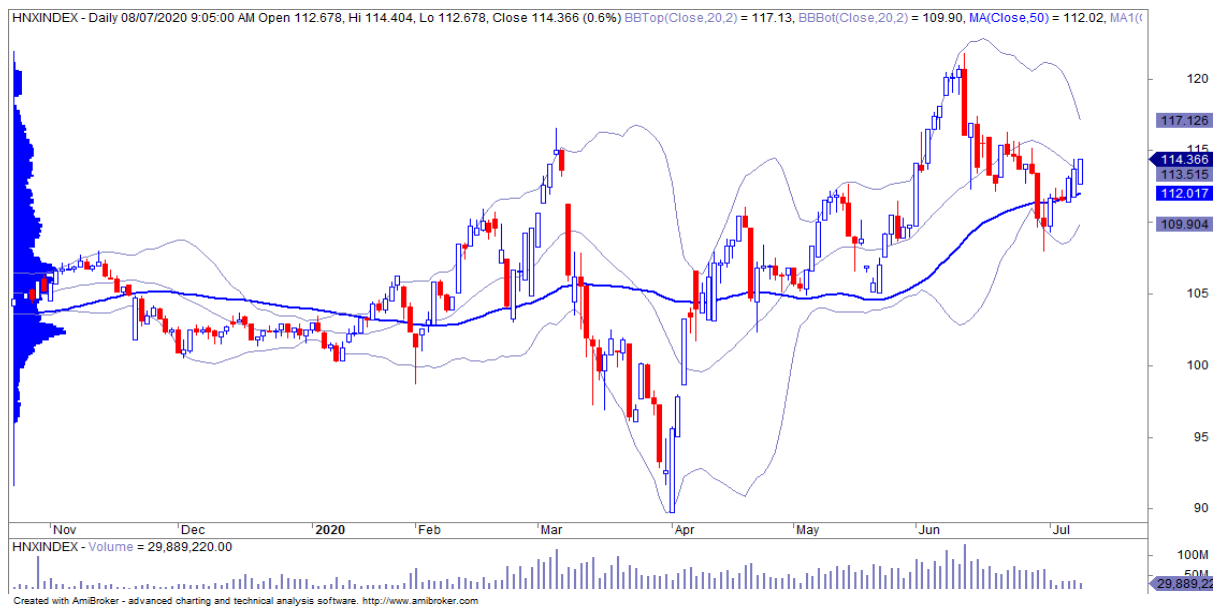


We Create Fortune

### 技術分析圖



指數技術分析圖 VN-Index



指數技術分析圖 HNX-Index

指數	短期趨勢	中期趨勢	阻力區 1	阻力區 2	支撐區 1	支撐區 2
VN-Index	上漲	上漲	997	1,000	988	953
HNX-Index	下跌	上漲	106	108	99	90
VN30	上漲	上漲	895	935	877	863
VNMidcaps	上漲	上漲	992	1,030	969	963
VNSmallcaps	上漲	上漲	835	845	822	804



We Create Fortune

胡志明市交易所 (HSX)

	收盤	漲跌%
VNI	864.5	0.13%
VN30	805.06	-0.08%
VN Mid	886.7	0.53%
VN Small	759.72	0.15%

外資交易	成交值(十億盾)
買進	386.8
賣出	700.16
買超/賣超	-313.36

上漲排名/股碼	漲跌 (VND)	漲跌%
GTN	1300	6.97%
QCG	470	6.96%
DHC	2450	6.90%
FTS	600	4.32%
SAB	7900	4.27%

下跌排名/股碼	漲跌 (VND)	漲跌%
FLC	-110	-3.18%
NHH	-1350	-3.06%
CMG	-900	-2.98%
IDI	-120	-2.91%
DGW	-1200	-2.86%

\*備註：市值>5,000 億盾；成交值>15 億盾

市值排名/股碼	十億盾
VCB	309,320
VIC	307,801
VHM	265,793
VNM	202,000
BID	163,294

交易量排名/股碼	成交值	30 日均
DHC	13,641,468	728,506
HSG	13,434,340	12,805,051
TCB	12,571,540	1,394,932
EIB	10,569,894	94,695
STB	9,193,690	15,351,165

資料源: Bloomberg & Yuanta Research

河內交易所 (HSX)

	收盤	漲跌%
HNI	114.37	0.58%
HN30	216.84	0.03%
VNX AllSh	778.37	0.00%

外資交易	成交值(十億盾)
買進	2.81
賣出	3.34
買超/賣超	-0.54

上漲排名/股碼	漲跌 (VND)	漲跌%
THD	6000	9.97%
DNP	700	4.24%
PLC	600	3.70%
VIX	200	2.78%
NVB	200	2.22%

下跌排名/股碼	漲跌 (VND)	漲跌%
HUT	-100	-3.85%
WCS	-4900	-2.15%
TAR	-400	-1.89%
PVS	-100	-0.81%
VC3	-100	-0.61%

市值排名/股碼	十億盾
ACB	39,407
SHB	22,995
VCG	11,705
VCS	9,653
PVI	6,773

交易量排名/股碼	成交值	30 日均
SHB	3,422,582	3,434,408
NVB	2,675,900	2,783,762
ACB	1,863,494	3,309,945
MBG	1,785,561	2,919,767
TIG	1,522,074	1,278,433

資料源: Bloomberg & Yuanta Research

UPCOM 市場 (UPCoM)

	收盤	漲跌%
UPCoM	56.78	0.76%

外資交易	成交值(十億盾)
買進	14.57
賣出	17.19
買超/賣超	-2.63

上漲排名/股碼	漲跌 (VND)	漲跌%
ABI	3537	12.45%
VLC	1603	6.24%
MSR	333	2.21%
VIB	368	2.07%
CTR	909	1.94%

下跌排名/股碼	漲跌 (VND)	漲跌%
OIL	-99	-1.21%
LPB	-88	-1.04%
PXL	-90	-0.83%
BSR	-53	-0.75%
ACV	-330	-0.56%

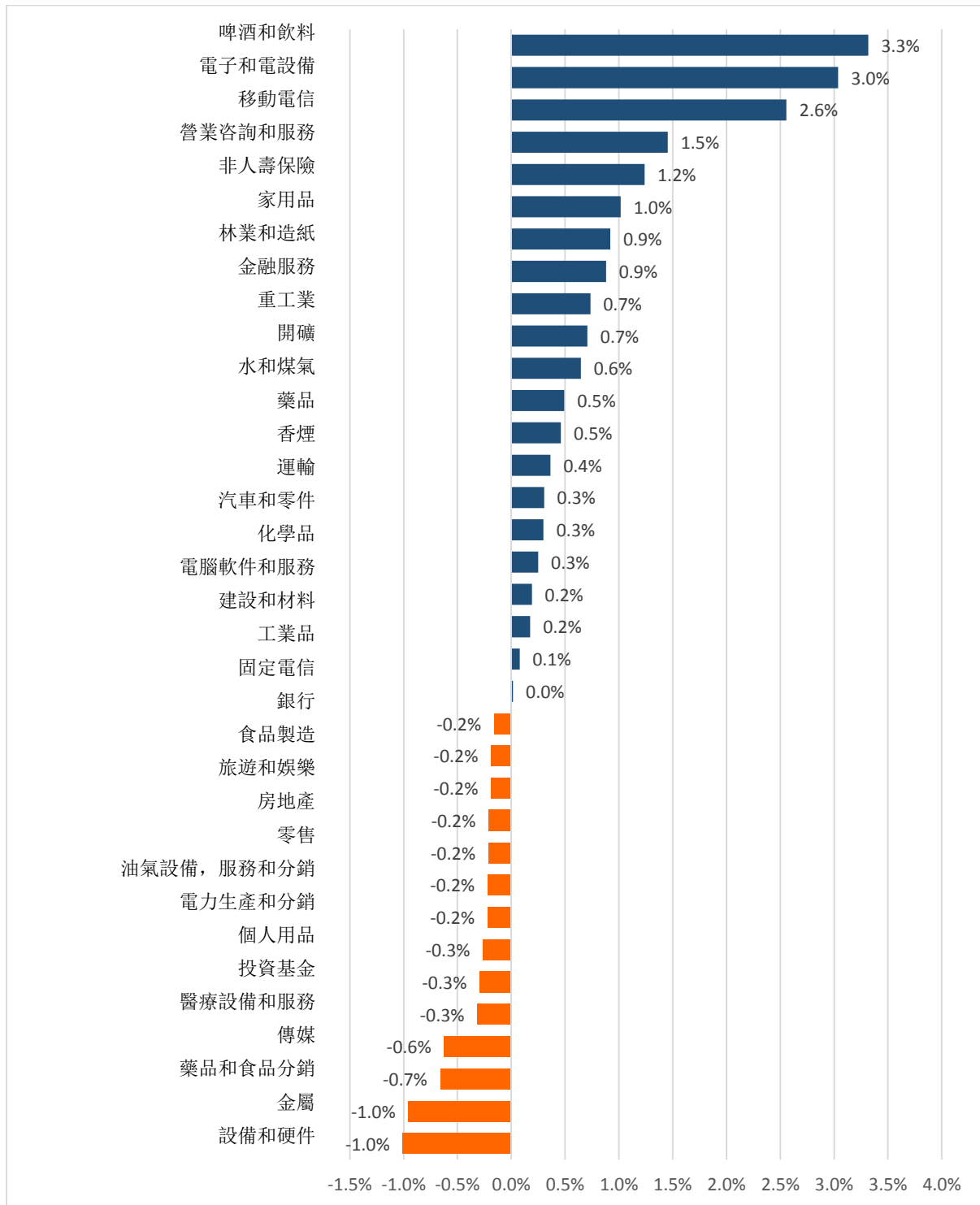
市值排名/股碼	十億盾
ACV	128,974
VEA	57,925
MCH	50,526
BCM	27,414
BSR	21,976

交易量排名/股碼	成交值	30 日均
PXL	2,102,915	590,508
VIB	1,859,618	875,838
LPB	1,793,158	5,000,607
BSR	1,353,161	3,780,786
G36	777,716	955,019

資料源: Bloomberg & Yuanta Research

We Create Fortune

## 各行業板塊的交易走勢



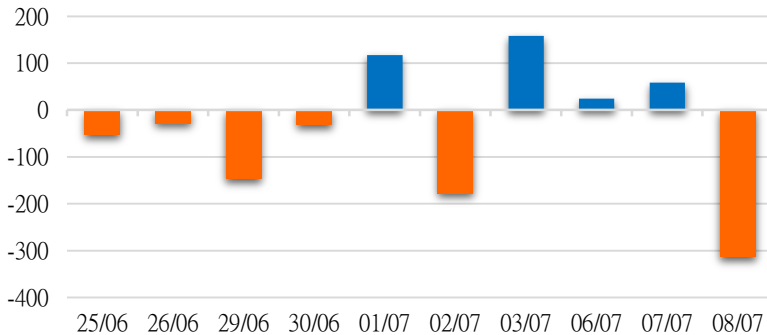
資料源: FimPro - YSVN



We Create Fortune

## 外資買進賣統計

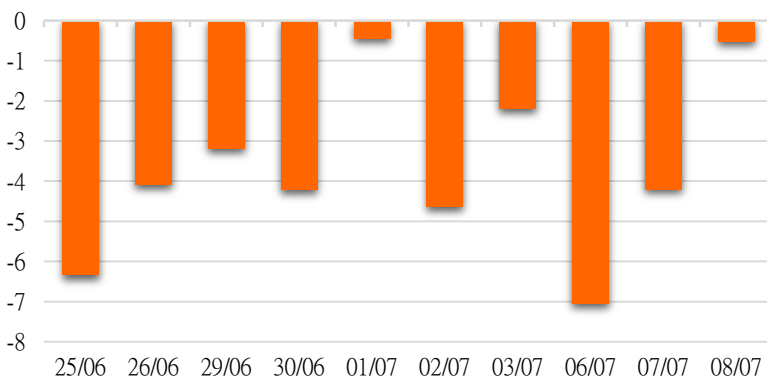
HSX 外資每日買/賣超



證券代碼	買超金額 (百萬盾)	證券代碼	賣超金額 (百萬盾)
PLX	87,329	HDG	27,984
VRE	37,687	VCB	17,102
HPG	17,794	GAS	13,408
VHM	17,372	DHC	11,645
CTG	15,875	DBC	11,539

HSX 外資買/賣超的前 5 名

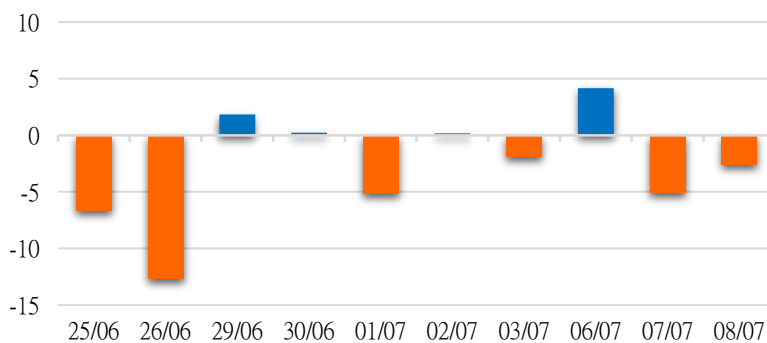
HNX 外資每日買/賣超



證券代碼	買超金額 (百萬盾)	證券代碼	賣超金額 (百萬盾)
VCS	311	SHS	3,003
WCS	251	SHB	970
PPS	177	BVS	772
PVI	130	DHP	521
PGN	108	DGC	143

HNX 外資買/賣超的前 5 名

UPCOM外資每日買/賣超



證券代碼	買超金額 (百萬盾)	證券代碼	賣超金額 (百萬盾)
VEA	2,837	ACV	5,278
SPC	1,194	QNS	2,348
BCM	394	KDF	1,554
MCH	165	NTC	541
NCS	61	ADG	64

UPCOM 外資買/賣超的前 5 名

源: FiinPro - YSVN



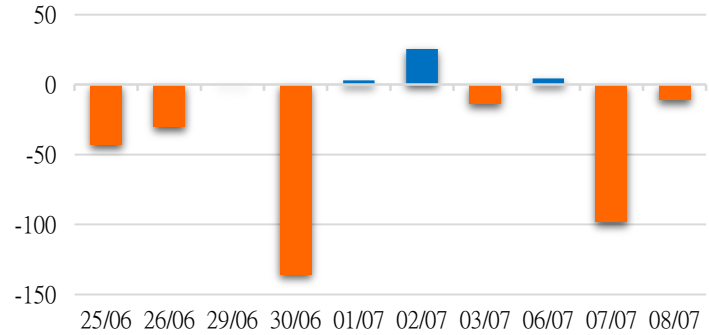
We Create Fortune

### 自營進出統計

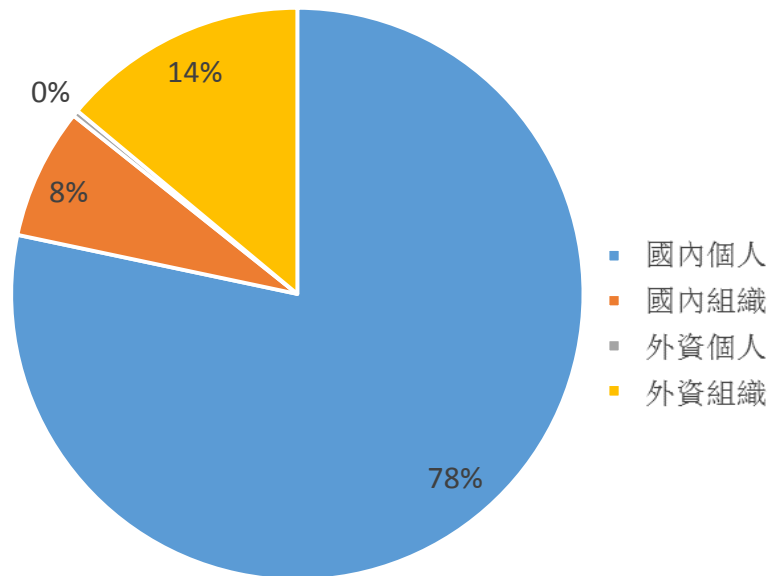
證券代碼	買超金額 (百萬盾)	證券代碼	賣超金額 (百萬盾)
GTN	9,975	FPT	12,278
CTG	8,248	HDG	7,623
HPG	1,659	STB	3,152
PHR	1,617	HPG	3,048
SSI	1,404	CTG	2,786

券商自營交易最大前名

### 券商自營交易每日買/賣超 (bil.VND)



### 越南證券市場投資人類別統計

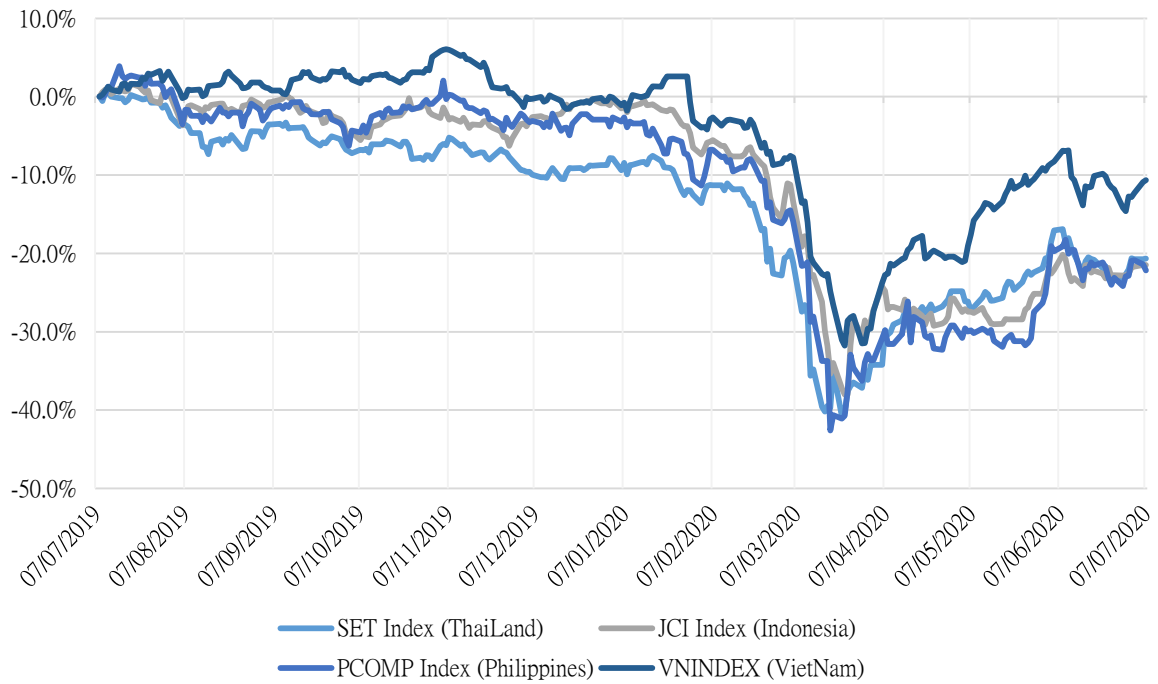


資料源: FinPro - YSVN



We Create Fortune

東南亞主要市場走勢比較

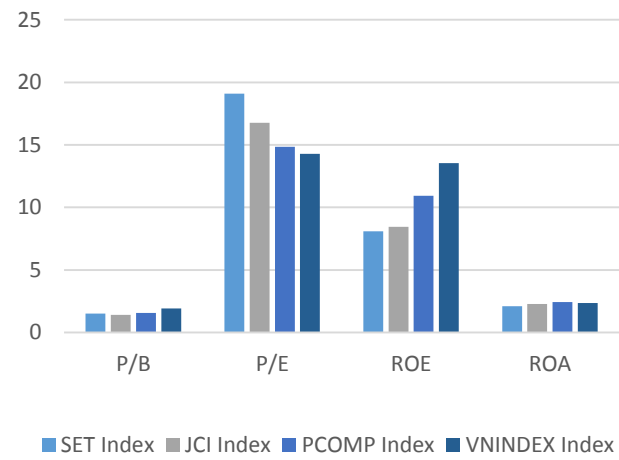


東南亞主要市場數據

		Thailand	Indonesia	Philippines	Vietnam
P/B		1.5x	1.7x	1.6x	1.9x
P/E		19.2x	16.5x	14.8x	14.3x
ROE	%	8.10	9.59	10.93	13.53
ROA	%	2.12	2.51	2.44	2.35
Vốn hóa	Tỷ USD	475.05	401.01	159.91	129.67
GTGD	Triệu USD	2.03	0.40	0.08	0.14
LS cổ tức	%	3.55	2.87	1.83	1.83

SVN

源 : B l o o m B e r g & Y





We Create **Fortune**

## 元大證券（越南）公司

### 個人客戶分析部

**Nguyễn Thế Minh**

研究分析經理

+84 28 3622 6868 ext 3826

minh.nguyen@yuanta.com.vn

**Lý Thị Hiền**

研究分析主管

+84 28 3622 6868 ext 3908

hien.ly@yuanta.com.vn

**Quách Đức Khánh**

高級分析專員

+84 28 3622 6868 ext 3833

khanh.quach@yuanta.com.vn

**Phạm Tấn Phát**

高級分析專員

+84 28 3622 6868 ext 3880

phat.pham@yuanta.com.vn

**Nguyễn Trịnh Ngọc Hồng**

分析專員

+84 28 3622 6868 ext 3832

hong.nguyen@yuanta.com.vn

### 個人客戶業務部

**Nguyễn Thanh Tùng**

總公司業務經理

+84 28 3622 6868 ext 3609

tung.nguyen@yuanta.com.vn

**Nguyễn Việt Quang**

河內分行經理

+84 28 3622 6868 ext 3404

quang.nguyen@yuanta.com.vn

**Võ Thị Thu Thủy**

平陽分行經理

+84 28 3622 6868 ext 3505

thuy.vo@yuanta.com.vn

**Nguyễn Mạnh Hoạt**

堤岸分行經理

+84 28 3622 6868 ext 3847

hoat.nguyen@yuanta.com.vn

**Bùi Quốc Phong**

同奈分行經理

+84 28 3622 6868

phong.bui@yuanta.com.vn

**Chung Kim Hoa**

華人客戶部經理

+84 28 3622 6868 ext 3828

hoa.chung@yuanta.com.vn

**Đinh Thị Thu Cúc**

頭頓分行經理

+84 28 3622 6868 ext 3203

cuc.dinh@yuanta.com.vn

**Võ Đình Tuấn**

峴港分行經理

+84 28 3622 6868 ext 3301

[tuun.vo@yuanta.com.vn](mailto:tuun.vo@yuanta.com.vn)

**Nguyễn Đức Hoàn**

河內南部營業中心經理

+84 28 3622 6868 ext 3409

hoan.nguyen@yuanta.com.vn





We Create **Fortune**

## Appendix A: Important Disclosures

### Analyst Certification

Each research analyst primarily responsible for the content of this research report, in whole or in part, certifies that with respect to each security or issuer that the analyst covered in this report: (1) all of the views expressed accurately reflect his or her personal views about those securities or issuers; and (2) no part of his or her compensation was, is, or will be, directly or indirectly, related to the specific recommendations or views expressed by that research analyst in the research report.

### Ratings Definitions

**BUY:** We have a positive outlook on the stock based on our expected absolute or relative return over the investment period. Our thesis is based on our analysis of the company's outlook, financial performance, catalysts, valuation and risk profile. We recommend investors add to their position.

**HOLD-Outperform:** In our view, the stock's fundamentals are relatively more attractive than peers at the current price. Our thesis is based on our analysis of the company's outlook, financial performance, catalysts, valuation and risk profile.

**HOLD-Underperform:** In our view, the stock's fundamentals are relatively less attractive than peers at the current price. Our thesis is based on our analysis of the company's outlook, financial performance, catalysts, valuation and risk profile.

**SELL:** We have a negative outlook on the stock based on our expected absolute or relative return over the investment period. Our thesis is based on our analysis of the company's outlook, financial performance, catalysts, valuation and risk profile. We recommend investors reduce their position.

**Under Review:** We actively follow the company, although our estimates, rating and target price are under review.

**Restricted:** The rating and target price have been suspended temporarily to comply with applicable regulations and/or Yuanta policies.

Note: Yuanta research coverage with a Target Price is based on an investment period of 12 months. Greater China Discovery Series coverage does not have a formal 12 month Target Price and the recommendation is based on an investment period specified by the analyst in the report.

### Global Disclaimer

© 2018 Yuanta. All rights reserved. The information in this report has been compiled from sources we believe to be reliable, but we do not hold ourselves responsible for its completeness or accuracy. It is not an offer to sell or solicitation of an offer to buy any securities. All opinions and estimates included in this report constitute our judgment as of this date and are subject to change without notice.

This report provides general information only. Neither the information nor any opinion expressed herein constitutes an offer or invitation to make an offer to buy or sell securities or other investments. This material is prepared for general circulation to clients and is not intended to provide tailored investment advice and does not take into account the individual financial situation and objectives of any specific person who may receive this report. Investors should seek financial advice regarding the appropriateness of investing in any securities, investments or investment strategies discussed or recommended in this report. The information contained in this report has been compiled from sources believed to be reliable but no representation or warranty, express or implied, is made as to its accuracy, completeness or correctness. This report is not (and should not be construed as) a solicitation to act as securities broker or dealer in any jurisdiction by any person or company that is not legally permitted to carry on such business in that jurisdiction.

Yuanta research is distributed in the United States only to Major U.S. Institutional Investors (as defined in Rule 15a-6 under the Securities Exchange Act of 1934, as amended and SEC staff interpretations thereof). All transactions by a US person in the securities mentioned in this report must be effected through a registered broker-dealer under Section 15 of the Securities Exchange Act of 1934, as amended. Yuanta research is distributed in Taiwan by Yuanta Securities Investment Consulting. Yuanta research is distributed in Hong Kong by Yuanta Securities (Hong Kong) Co. Limited, which is licensed in Hong Kong by the Securities and Futures Commission for regulated activities, including Type 4 regulated activity (advising on securities). In Hong Kong, this research report may not be redistributed, retransmitted or disclosed, in whole or in part or any form or manner, without the express written