

當日市場：現金流擴散至中型股

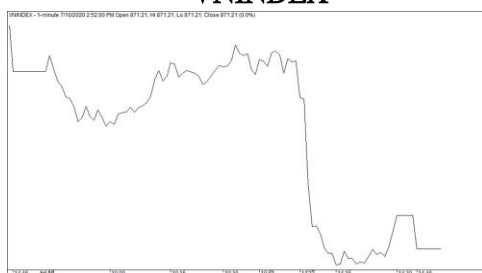
2020/07/10

市場走勢

市場指數	VNI	HNI	UPCOM
收盤	871.21	115.66	57.25
%日	-0.60%	-0.43%	0.16%
%週	2.78%	3.68%	1.76%
%月	-3.20%	-4.16%	-0.09%
%年	-10.52%	10.01%	1.69%
成交值(十億盾)			
當日	4,777	460	234
日均量/週	4,728	405	257
日均量/月	5,984	547	322
外資進出			
買進	818.12	7.44	8.05
賣出	980.28	3.88	8.86
買賣超	-162.17	3.56	-0.82
市場漲跌家數			
上漲	126	69	126
下跌	197	79	109
持平	71	217	668
市場指標			
P/E	14.27	9.43	16.66
總市值 (兆盾)	3,063	214	861
股息殖利 率	3.07%	2.22%	6.08%

資料源: Bloomberg - YSVN

VNINDEX



HNIINDEX



市場走勢

受區域市場整體修正的影響，越南股市也在當天出現修正。VN-Index 收跌 0.6%，收於 871.21 點。HNX-Index 下跌 0.43%，收於 115.66 點；Upcom-Index 上漲 0.16%。三大市場的交易價值達 4,350 億越南盾。

市場深陷紅跌，VN30-Index 下跌 0.99%。銀行股（TCB（-2.4%），HDB（-2%），STB（-2%），CTG（-1.2%），VCB（-1.1%），房地產（VHM（-1.7%），VRE（-1.8%）），建築材料（HPG（-1.4%））表現不佳。SAB 在當週上漲了 17.71%，但漲幅在當天明顯有收窄。

中型股仍然是市場的亮點，如 CMX（+6.7%），GEX（+0.7%），GTN（+3%），FCN（+2.3%），DHC（+2.2%）等。

外資仍然繼續賣超 1,590 億越南盾。他們集中拋售 HPG（516 億），VCB（414 億），SSI（336 億）。另一方面，集中購買 CTG（263 億），BID（153 億）。

市場短期觀點

我們認為，市場可以在接下來會保持上漲趨勢。積極的是，現金流已趨向於進入中型股，這表明現金流已逐漸在各類股之間平均分配。同時，短期投資者的情緒比以前稍有改善。

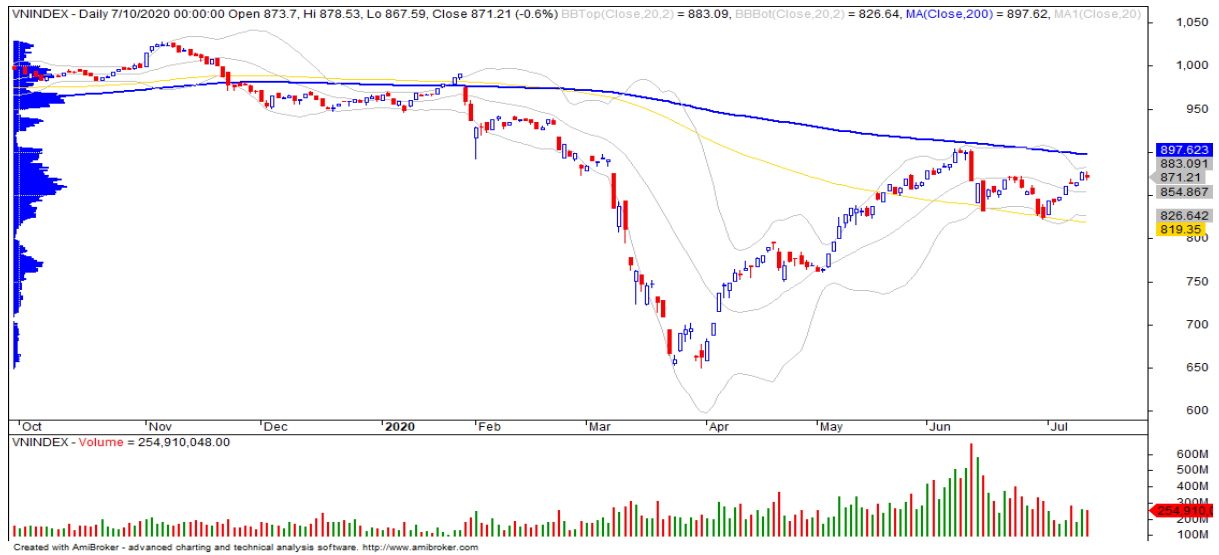
我們的短期趨勢指標系統維持兩個主要指數的短期上漲趨勢。同時，我們還將 VNMidcaps 指數的短期趨勢轉為上漲。因此，我們建議短期投資者考慮利用修正階段來增加股票比重，並注意大型股和中型股的趨勢。

根據每週圖表，主要指數的中期趨勢保持為上漲。同時，市場處於積累狀態，表明市場可能在接下來的幾週內繼續窄幅波動。因此，我們建議中期投資者繼續購買和持有股票。

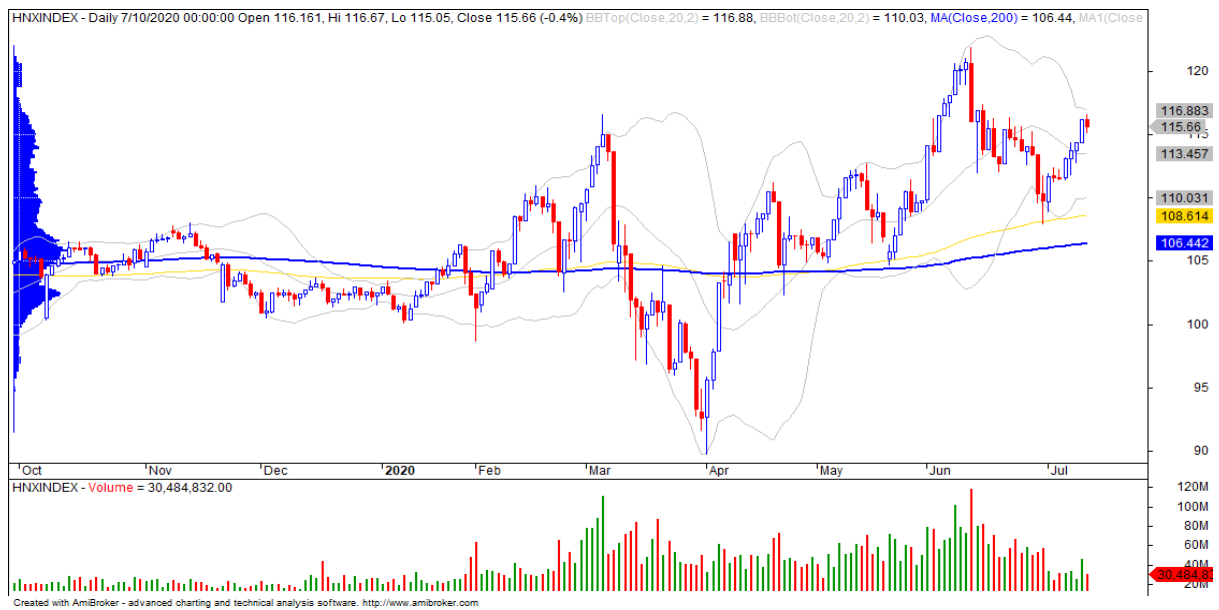
請在 <https://ysradar.yuanta.com.vn/> 查看有關股票的信號。

We Create Fortune

技術分析圖



指數技術分析圖 VN-Index



指數技術分析圖 HNX-Index

指數	短期趨勢	中期趨勢	阻力區 1	阻力區 2	支撐區 1	支撐區 2
VN-Index	上漲	上漲	997	1,000	988	953
HNX-Index	上漲	上漲	106	108	99	90
VN30	上漲	上漲	895	935	877	863
VNMidcaps	上漲	上漲	992	1,030	969	963
VNSmallcaps	下跌	上漲	835	845	822	804



We Create Fortune

胡志明市交易所 (HSX)

	收盤	漲跌%
VNI	871.21	-0.60%
VN30	809.02	-0.99%
VN Mid	902.42	0.17%
VN Small	769.37	-0.22%

外資交易	成交值(十億盾)
買進	818.12
賣出	980.28
買超/賣超	-162.17

上漲排名/股碼	漲跌 (VND)	漲跌%
FTS	800	5.56%
ACL	1150	4.83%
GEX	900	4.70%
DGW	1850	4.25%
LDG	240	3.73%

下跌排名/股碼	漲跌 (VND)	漲跌%
HAI	-170	-5.21%
FLC	-120	-3.35%
QCG	-210	-2.85%
TNA	-500	-2.76%
AMD	-80	-2.45%

*備註：市值>5,000 億盾；成交值>15 億盾

市值排名/股碼	十億盾
VIC	309,154
VCB	306,724
VHM	261,187
VNM	200,781
BID	166,914

交易量排名/股碼	成交值	30 日均
HQC	18,864,870	22,746,540
HPG	15,553,904	12,652,005
TNI	11,781,090	6,498,309
#N/A	#N/A	#N/A
ITA	10,815,000	16,290,130

資料源: Bloomberg & Yuanta Research

河內交易所 (HSX)

	收盤	漲跌%
HNI	115.66	-0.43%
HN30	218.79	-0.87%
VNX AllSh	783.24	-0.72%

外資交易	成交值(十億盾)
買進	7.44
賣出	3.88
買超/賣超	3.56

上漲排名/股碼	漲跌 (VND)	漲跌%
THD	7200	9.89%
DNP	400	2.41%
NVB	200	2.20%
SHS	200	1.54%
VIX	100	1.37%

下跌排名/股碼	漲跌 (VND)	漲跌%
CEO	-500	-5.88%
HUT	-100	-3.70%
TAR	-500	-2.42%
SHB	-200	-1.50%
TIG	-100	-1.33%

市值排名/股碼	十億盾
ACB	39,906
SHB	22,995
VCG	11,750
VCS	9,917
PVI	6,728

交易量排名/股碼	成交值	30 日均
HUT	2,724,432	6,914,786
SHS	2,683,542	2,601,090
VIX	2,563,779	412,001
NVB	2,563,221	2,838,601
ACB	2,400,071	3,060,288

資料源: Bloomberg & Yuanta Research

UPCOM 市場 (UPCoM)

	收盤	漲跌%
UPCoM	57.25	0.16%

外資交易	成交值(十億盾)
買進	8.05
賣出	8.86
買超/賣超	-0.82

上漲排名/股碼	漲跌 (VND)	漲跌%
ADG	1075	0.99%
QNS	136	0.43%
NTC	476	0.24%
MCH	96	0.13%
C4G	9	0.13%

下跌排名/股碼	漲跌 (VND)	漲跌%
BSR	-159	-2.18%
OIL	-127	-1.55%
VIB	-258	-1.37%
ABI	-378	-1.15%
G36	-37	-0.61%

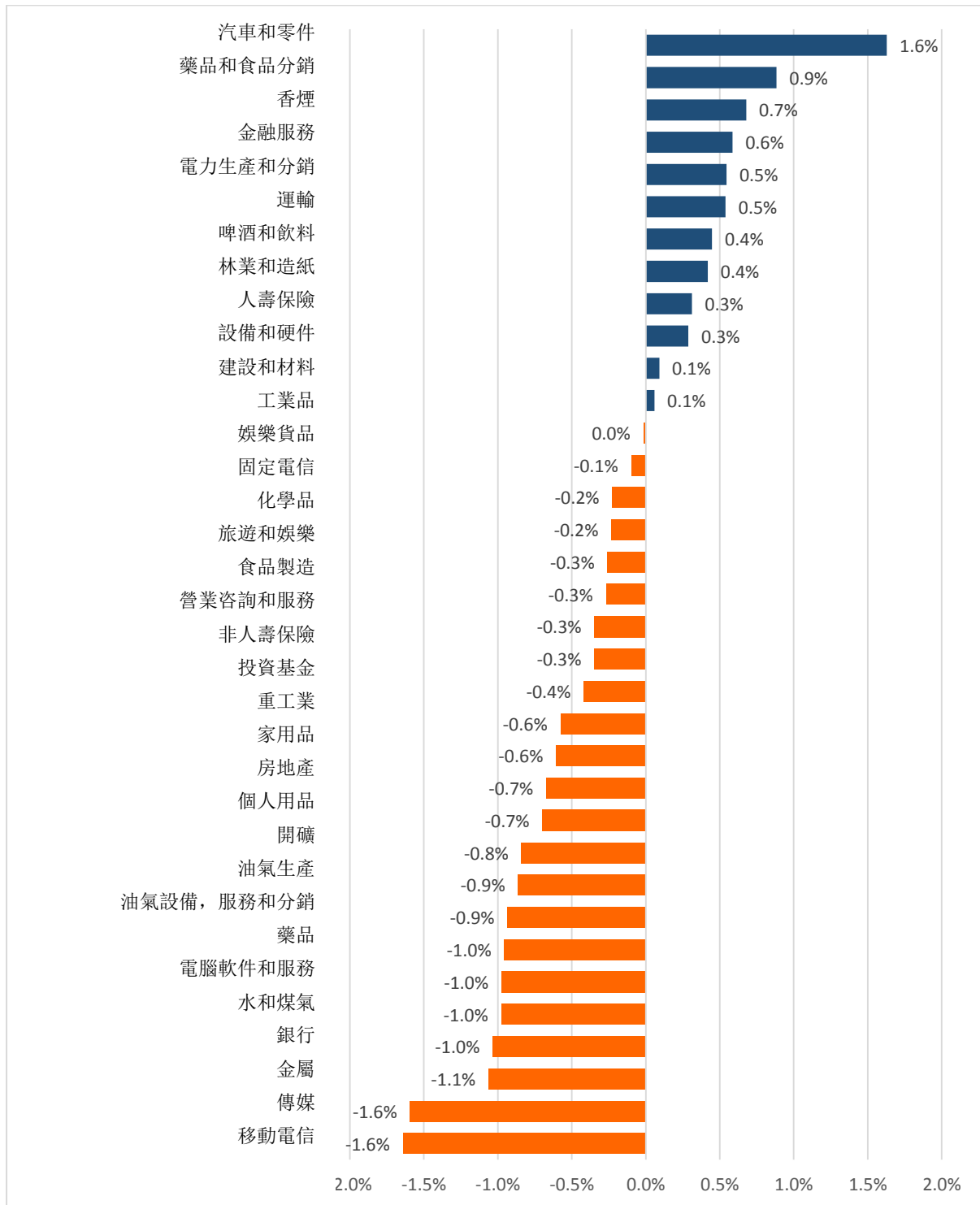
市值排名/股碼	十億盾
ACV	128,140
VEA	58,609
MCH	50,752
BCM	27,693
BSR	22,141

交易量排名/股碼	成交值	30 日均
PVX	4,626,042	1,460,343
LPB	3,098,223	4,786,866
BSR	2,412,481	3,398,130
KSH	1,925,520	814,401
SPP	1,286,960	79,672

資料源: Bloomberg & Yuanta Research

We Create Fortune

各行業板塊的交易走勢

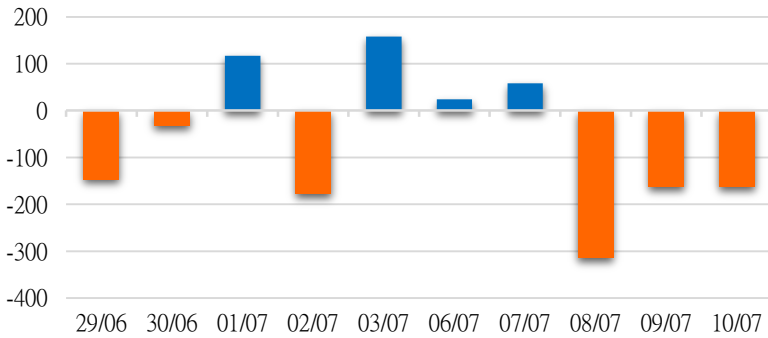


資料源: FiinPro - YSVN

We Create Fortune

外資買進賣統計

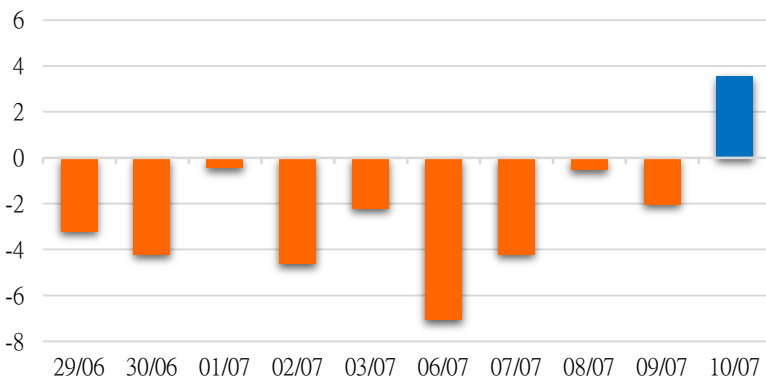
HSX 外資每日買/賣超



證券代碼	買超金額 (百萬盾)	證券代碼	賣超金額 (百萬盾)
CTG	26,334	HPG	51,660
BID	15,295	VCB	41,411
PLX	7,405	SSI	33,674
KDC	5,772	VHM	26,417
LIX	5,310	SAB	19,376

HSX 外資買/賣超的前 5 名

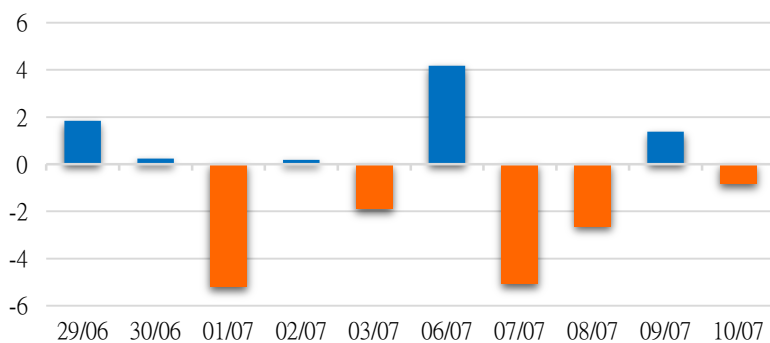
HNX 外資每日買/賣超



證券代碼	買超金額 (百萬盾)	證券代碼	賣超金額 (百萬盾)
AMV	5,639	SHS	1,514
PMC	182	VKC	358
WCS	138	INN	255
PLC	83	VCS	129
IDV	72	BVS	102

HNX 外資買/賣超的前 5 名

UPCOM 外資每日買/賣超



證券代碼	買超金額 (百萬盾)	證券代碼	賣超金額 (百萬盾)
VEA	1,940	ACV	3,191
VAV	355	KDF	1,214
PVX	318	VLC	1,033
FOC	190	UDJ	118
MCH	173	SAS	78

UPCOM 外資買/賣超的前 5 名

源: FiinPro - YSVN



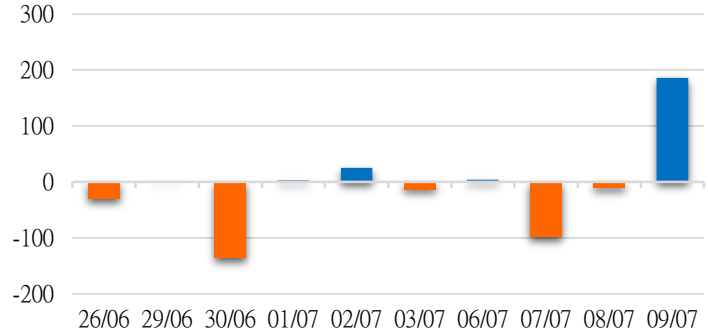
We Create **Fortune**

自營進出統計

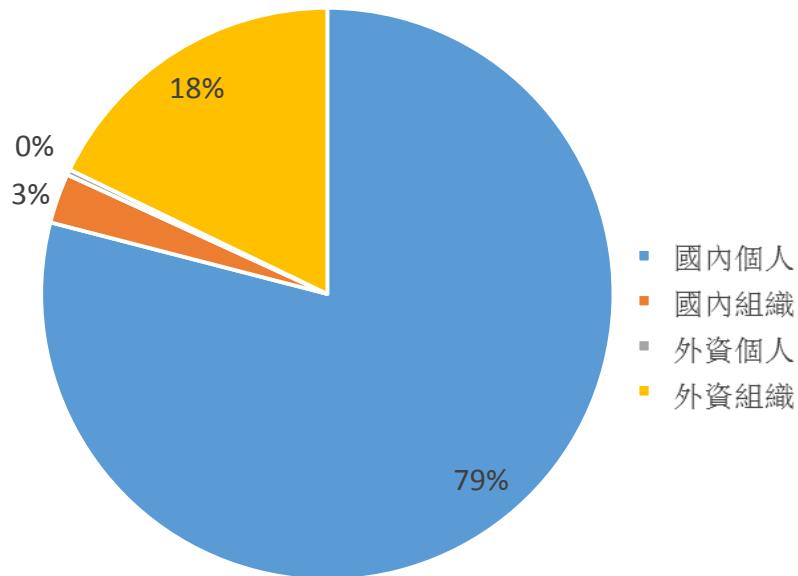
證券代碼	買超金額 (百萬盾)	證券代碼	賣超金額 (百萬盾)
E1VFN30	4,172	HMC	11,562
MWG	2,387	HPG	7,743
HPG	2,236	VHM	6,052
SAB	2,082	VNM	5,037
DHC	2,018	GEX	2,633

券商自營交易最大前名

券商自營交易每日買/賣超 (bil.VND)



越南證券市場投資人類別統計

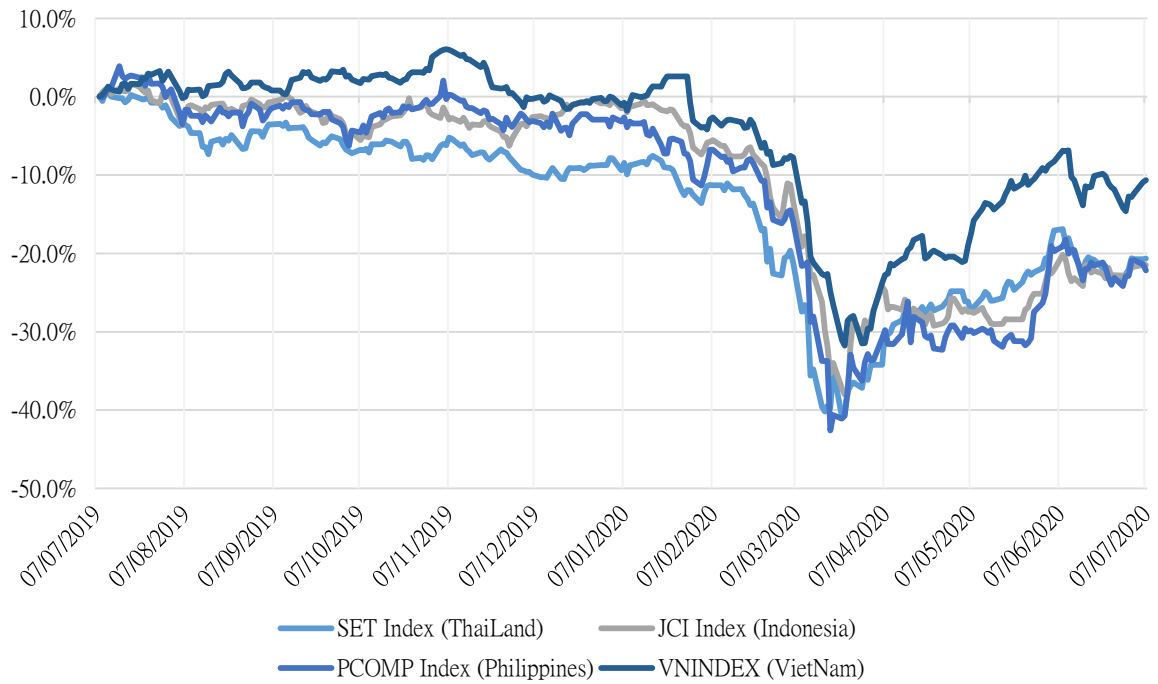


資料源: FinPro - YSVN



We Create Fortune

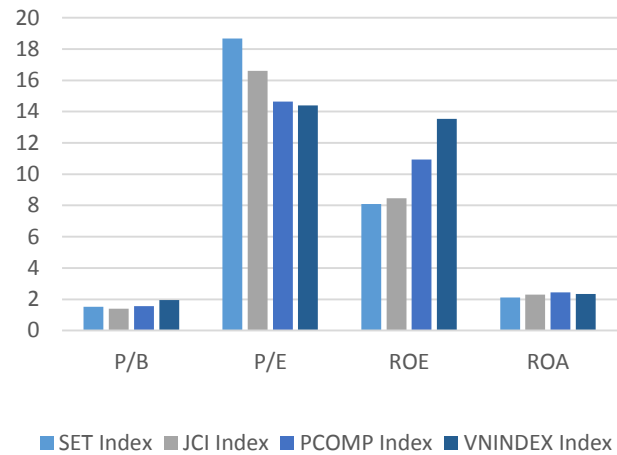
東南亞主要市場走勢比較



東南亞主要市場數據

		Thailand	Indonesia	Philippines	Vietnam
P/B		1.5x	1.4x	1.6x	1.9x
P/E		18.7x	16.6x	14.6x	14.4x
ROE	%	8.09	8.47	10.93	13.53
ROA	%	2.11	2.29	2.44	2.35
Vốn hóa	Tỷ USD	471.55	406.47	156.36	132.08
GTGD	Triệu USD	2.08	0.53	0.07	0.18
LS cổ tức	%	3.63	2.84	1.86	1.83

源: Bloomberg & YSVN





We Create **Fortune**

元大證券（越南）公司

個人客戶分析部

Nguyễn Thế Minh

研究分析經理

+84 28 3622 6868 ext 3826

minh.nguyen@yuanta.com.vn

Lý Thị Hiền

研究分析主管

+84 28 3622 6868 ext 3908

hien.ly@yuanta.com.vn

Quách Đức Khánh

高級分析專員

+84 28 3622 6868 ext 3833

khanh.quach@yuanta.com.vn

Phạm Tấn Phát

高級分析專員

+84 28 3622 6868 ext 3880

phat.pham@yuanta.com.vn

Nguyễn Trịnh Ngọc Hồng

分析專員

+84 28 3622 6868 ext 3832

hong.nguyen@yuanta.com.vn

個人客戶業務部

Nguyễn Thanh Tùng

總公司業務經理

+84 28 3622 6868 ext 3609

tung.nguyen@yuanta.com.vn

Nguyễn Việt Quang

河內分行經理

+84 28 3622 6868 ext 3404

quang.nguyen@yuanta.com.vn

Võ Thị Thu Thủy

平陽分行經理

+84 28 3622 6868 ext 3505

thuy.vo@yuanta.com.vn

Nguyễn Mạnh Hoạt

堤岸分行經理

+84 28 3622 6868 ext 3847

hoat.nguyen@yuanta.com.vn

Bùi Quốc Phong

同奈分行經理

+84 28 3622 6868

phong.bui@yuanta.com.vn

Chung Kim Hoa

華人客戶部經理

+84 28 3622 6868 ext 3828

hoa.chung@yuanta.com.vn

Đinh Thị Thu Cúc

頭頓分行經理

+84 28 3622 6868 ext 3203

cuc.dinh@yuanta.com.vn

Võ Đình Tuấn

峴港分行經理

+84 28 3622 6868 ext 3301

tuun.vo@yuanta.com.vn

Nguyễn Đức Hoàn

河內南部營業中心經理

+84 28 3622 6868 ext 3409

hoan.nguyen@yuanta.com.vn



We Create **Fortune**

Appendix A: Important Disclosures

Analyst Certification

Each research analyst primarily responsible for the content of this research report, in whole or in part, certifies that with respect to each security or issuer that the analyst covered in this report: (1) all of the views expressed accurately reflect his or her personal views about those securities or issuers; and (2) no part of his or her compensation was, is, or will be, directly or indirectly, related to the specific recommendations or views expressed by that research analyst in the research report.

Ratings Definitions

BUY: We have a positive outlook on the stock based on our expected absolute or relative return over the investment period. Our thesis is based on our analysis of the company's outlook, financial performance, catalysts, valuation and risk profile. We recommend investors add to their position.

HOLD-Outperform: In our view, the stock's fundamentals are relatively more attractive than peers at the current price. Our thesis is based on our analysis of the company's outlook, financial performance, catalysts, valuation and risk profile.

HOLD-Underperform: In our view, the stock's fundamentals are relatively less attractive than peers at the current price. Our thesis is based on our analysis of the company's outlook, financial performance, catalysts, valuation and risk profile.

SELL: We have a negative outlook on the stock based on our expected absolute or relative return over the investment period. Our thesis is based on our analysis of the company's outlook, financial performance, catalysts, valuation and risk profile. We recommend investors reduce their position.

Under Review: We actively follow the company, although our estimates, rating and target price are under review.

Restricted: The rating and target price have been suspended temporarily to comply with applicable regulations and/or Yuanta policies.

Note: Yuanta research coverage with a Target Price is based on an investment period of 12 months. Greater China Discovery Series coverage does not have a formal 12 month Target Price and the recommendation is based on an investment period specified by the analyst in the report.

Global Disclaimer

© 2018 Yuanta. All rights reserved. The information in this report has been compiled from sources we believe to be reliable, but we do not hold ourselves responsible for its completeness or accuracy. It is not an offer to sell or solicitation of an offer to buy any securities. All opinions and estimates included in this report constitute our judgment as of this date and are subject to change without notice.

This report provides general information only. Neither the information nor any opinion expressed herein constitutes an offer or invitation to make an offer to buy or sell securities or other investments. This material is prepared for general circulation to clients and is not intended to provide tailored investment advice and does not take into account the individual financial situation and objectives of any specific person who may receive this report. Investors should seek financial advice regarding the appropriateness of investing in any securities, investments or investment strategies discussed or recommended in this report. The information contained in this report has been compiled from sources believed to be reliable but no representation or warranty, express or implied, is made as to its accuracy, completeness or correctness. This report is not (and should not be construed as) a solicitation to act as securities broker or dealer in any jurisdiction by any person or company that is not legally permitted to carry on such business in that jurisdiction.

Yuanta research is distributed in the United States only to Major U.S. Institutional Investors (as defined in Rule 15a-6 under the Securities Exchange Act of 1934, as amended and SEC staff interpretations thereof). All transactions by a US person in the securities mentioned in this report must be effected through a registered broker-dealer under Section 15 of the Securities Exchange Act of 1934, as amended. Yuanta research is distributed in Taiwan by Yuanta Securities Investment Consulting. Yuanta research is distributed in Hong Kong by Yuanta Securities (Hong Kong) Co. Limited, which is licensed in Hong Kong by the Securities and Futures Commission for regulated activities, including Type 4 regulated activity (advising on securities). In Hong Kong, this research report may not be redistributed, retransmitted or disclosed, in whole or in part or any form or manner, without the express written