當日市場：流動性激劇減少

2020/07/30

市場走勢			
市場指數	VNI	HNI	UPCOM
收盤	801.13	108.10	54.86
%日	1.30%	1.17%	1.27%
%週	-6.49%	-5.07%	-4.29%
%月	-2.91%	-1.51%	-1.19%
%年	-18.75%	3.51%	-6.11%
成交值(十億盾)			
當日	3,057	283	224
日均量/週	5,552	499	471
日均量/月	4,618	427	305
外資進出			
買進	481.70	4.87	4.84
賣出	467.06	5.76	1.47
買賣超	14.65	-0.89	3.38
市場漲跌家數			
上漲	210	102	129
下跌	90	46	42
持平	96	217	732
市場指標			
P/E	12.90	8.65	16.01
總市值(兆盾)	2,776	194	795
股息殖利率	1.91%	2.87%	6.40%

資料源: *Bloomberg – YSVN*

VNINDEX

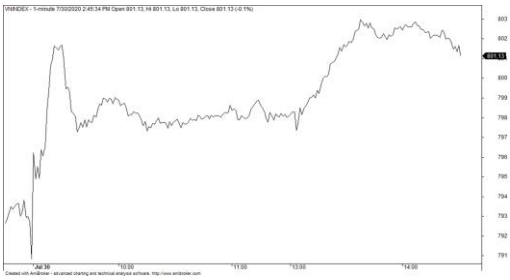

HNXINDEX

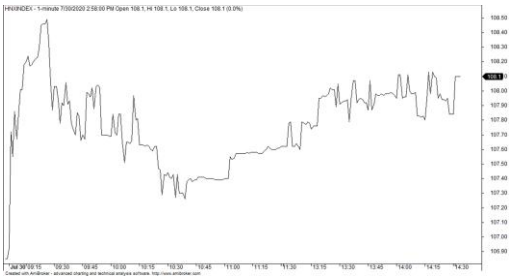

市場走勢

市場經測試上一盤的 780 點低價後，市場繼續復甦。VN-Index 上漲 1.3%，收於 801.13 點。HNX-Index 上漲 1.17%，收於 108.1 點；Upcom-Index 上漲 1.28%。儘管指數出現了積極的變化，但三大市場的交易價值僅為 2 兆 9,500 億越南盾，比前一盤減少 44%。

市場的心態已有所穩定，低價位供應也減弱，幫助指數恢復。現金流量主要集中在藍籌股上，這也是當天漲幅最大的一組。具體來說，Vingroup 包括 VHM（+3.5%），VIC（+1.9%），VRE（+1.6%）和 VNM（+2.8%），TCB（+2.5%），CTG（+2.4%），MWG （+ 1.8%）是促進該指數上漲的主要股票。在發現 Ken Bau 油田有大量儲量的信息後，GAS（+3.1%）就積極上漲。VN30-Index 有 4 檔下跌，包括 VCB，SAB，ROS，EIB，但跌幅並不明顯。

外資在三大市場上的交易得到平衡，價值為 170 億越南盾。集中買進 VNM（390 億），VHM（300 億）和 KDC（230 億）。另一方面，他們主要拋售 HCM（290 億），VCB（200 億）。

市場短期觀點

我們認為，下一盤 VNIndex 可能會繼續在 800 點附近橫盤整理。同時，隨著 ETF 會進行重組投資組合中的 VN30 股票，流動性可能會改善。短期情緒有所改善，但風險仍然很高，觸底跡象尚未形成。

我們的趨勢指標系統維持兩個主要指數的短期下跌趨勢。因此，我們建議短期投資者遠離市場並維持較低的股票比例。

請在 https：//ysradar.yuanta.com.vn/查看有關股票的信號。

技術分析圖

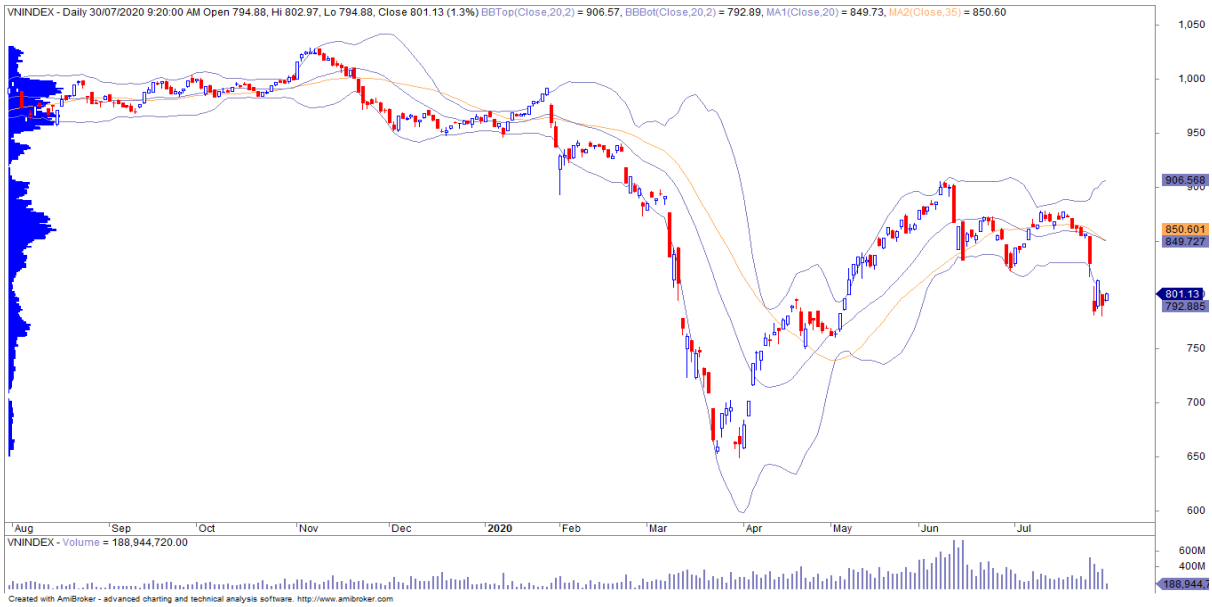

指數技術分析圖 VN-Index

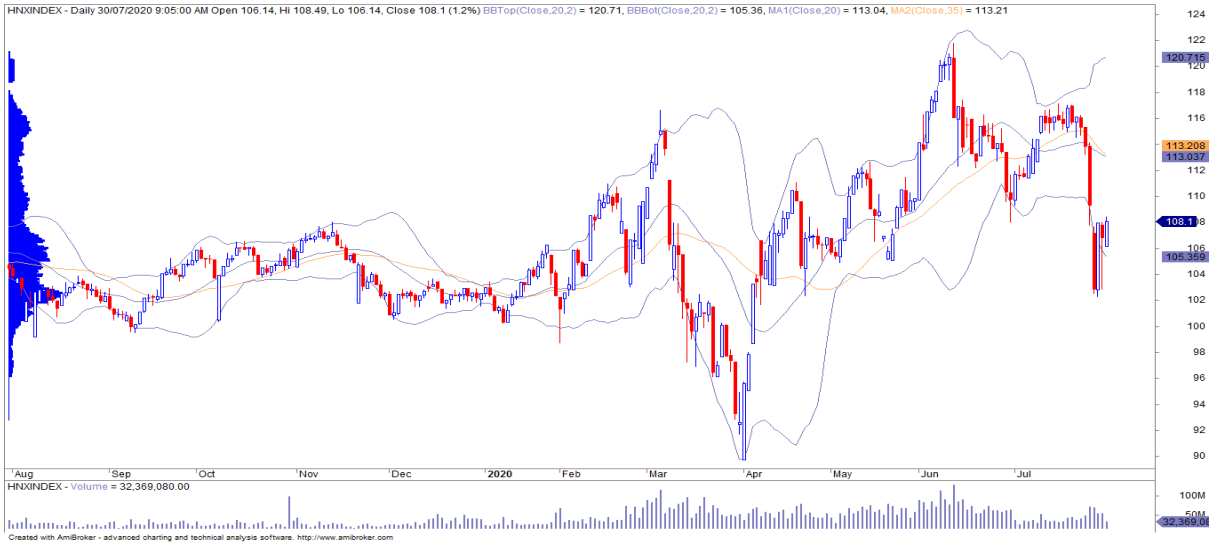

指數技術分析圖 HNX-Index

指數	短期趨勢	中期趨勢	阻力區 1	阻力區 2	支撐區 1	支撐區 2
VN-Index	下跌	上漲	997	1,000	988	953
HNX-Index	下跌	上漲	106	108	99	90
VN30	下跌	上漲	895	935	877	863
VNMidcaps	下跌	上漲	992	1,030	969	963
VNSmallcaps	下跌	上漲	835	845	822	804

胡志明市交易所 (HSX)

	收盤	漲跌%
VNI	801.13	1.30%
VN30	746.02	1.48%
VN Mid	824.98	0.76%
VN Small	705.12	0.55%

外資交易	成交值(十億盾)
買進	481.7
賣出	467.06
買超/賣超	14.65

上漲排名/股碼	漲跌(VND)	漲跌%
APH	3700	6.95%
SAM	600	5.66%
VSC	1550	5.28%
OGC	160	4.94%
TDM	1100	4.68%

下跌排名/股碼	漲跌(VND)	漲跌%
EIB	-550	-3.12%
CTI	-300	-2.50%
HNG	-300	-2.44%
LDG	-130	-2.32%
HQC	-30	-2.04%

*備註：市值>5,000 億盾；成交值>15 億盾

市值排名/股碼	十億盾
VCB	287,438
VIC	282,433
VHM	243,424
VNM	184,586
BID	148,614

交易量排名/股碼	成交值	30 日均
HPG	11,492,150	12,606,018
HQC	9,937,440	12,087,686
EIB	9,625,710	189,718
ITA	7,009,020	8,173,261
STB	6,312,810	10,027,055

資料源: BloomBerg & Yuanta Research

河內交易所 (HSX)

	收盤	漲跌%
HNI	108.1	1.17%
HN30	199.83	0.54%
VNX AllSh	723.56	1.46%

外資交易	成交值(十億盾)
買進	4.87
賣出	5.76
買超/賣超	-0.89

上漲排名/股碼	漲跌(VND)	漲跌%
DHT	3100	5.60%
VIX	300	3.53%
AMV	500	3.47%
S99	400	2.67%
PLC	300	2.10%

下跌排名/股碼	漲跌(VND)	漲跌%
HUT	-100	-5.00%
TAR	-300	-1.68%
CEO	-100	-1.45%
NDN	-200	-1.12%
SHS	-100	-0.98%

市值排名/股碼	十億盾
ACB	36,913
SHB	20,889
VCG	11,529
VCS	8,815
PVI	6,706

交易量排名/股碼	成交值	30 日均
HUT	3,424,457	3,181,960
MPT	3,261,190	73,850
NVB	2,718,900	2,771,614
PVS	2,393,720	2,825,187
SHB	2,219,651	2,191,042

資料源: BloomBerg & Yuanta Research

UPCOM 市場 (UPCoM)

	收盤	漲跌%
UPCoM	54.86	1.27%

外資交易	成交值(十億盾)
買進	4.84
賣出	1.47
買超/賣超	3.38

上漲排名/股碼	漲跌(VND)	漲跌%
VEF	8181	7.76%
SIP	4375	5.82%
C4G	275	3.82%
MCH	2475	3.47%
OIL	223	3.23%

下跌排名/股碼	漲跌(VND)	漲跌%
AAS	-2213	-8.78%
HND	33	0.20%
ACV	456	0.89%
VIB	292	1.67%
NTC	3327	1.72%

市值排名/股碼	十億盾
ACV	111,377
VEA	55,047
MCH	50,339
BCM	25,901
BSR	17,927

交易量排名/股碼	成交值	30 日均
LPB	8,415,794	4,495,885
BSR	1,357,431	2,459,205
VIB	1,069,882	1,413,722
QNS	799,425	354,714
C4G	644,060	761,215

資料源: BloomBerg & Yuanta Research

各行業板塊的交易走勢

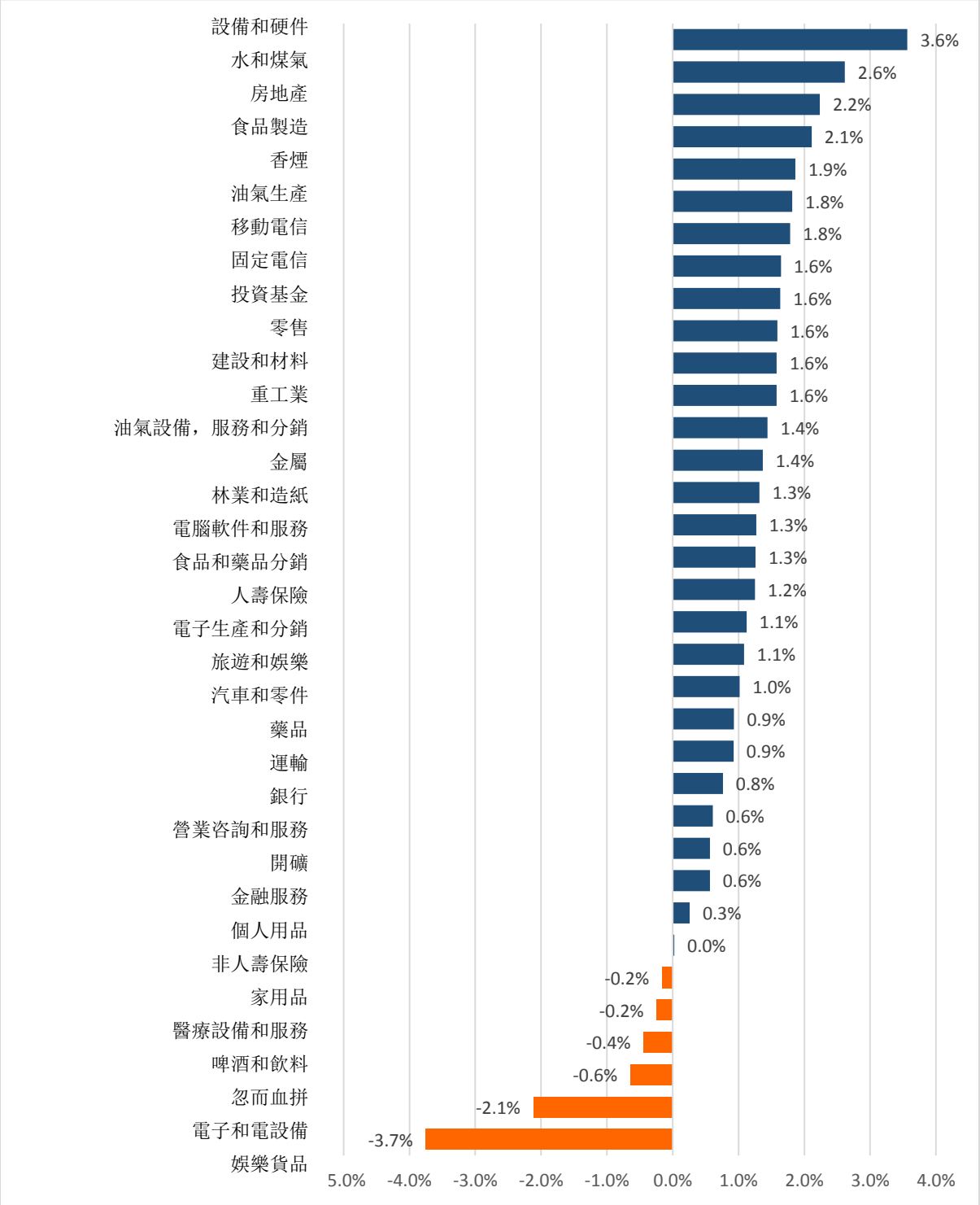

資料源:: FiinPro – YSVN

外資買進賣統計

HSX 外資每日買/賣超

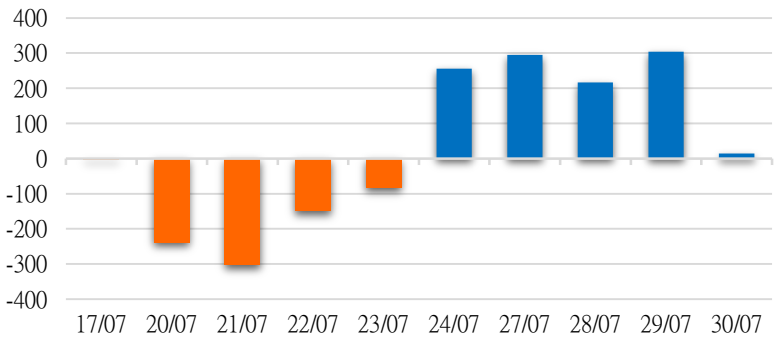

證券代碼	買超金額(百萬盾)	證券代碼	賣超金額(百萬盾)
VNM	39,343	HCM	28,685
VHM	30,159	VCB	19,617
KDC	22,663	HPG	15,162
PHR	8,786	NLG	10,052
POW	8,389	SAB	8,419

HSX 外資買/賣超的前 5 名

HNX 外資每日買/賣超

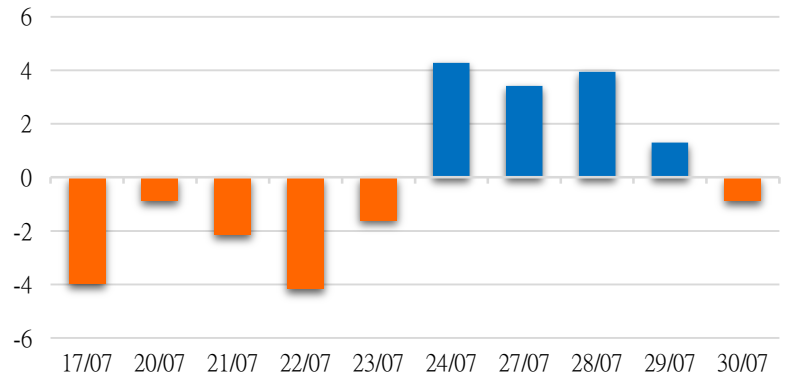

證券代碼	買超金額(百萬盾)	證券代碼	賣超金額(百萬盾)
DNC	396	DHT	476
PMC	248	TNG	298
CDN	69	PLC	289
MAS	49	VCS	188
BAX	35	SHB	144

HNX 外資買/賣超的前 5 名

UPCOM外資每日買/賣超

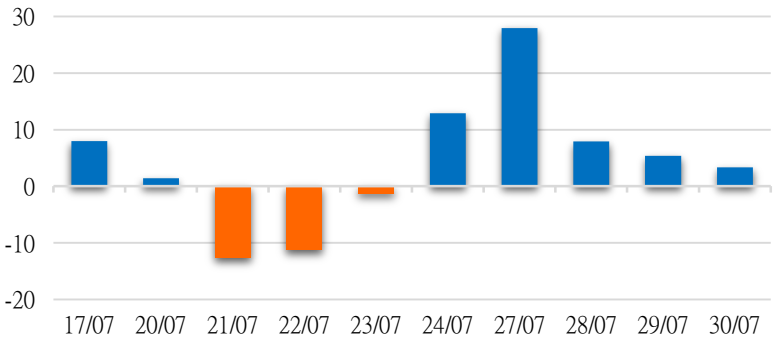

證券代碼	買超金額(百萬盾)	證券代碼	賣超金額(百萬盾)
VEA	3,789	ACV	380
BCM	127	NTW	130
ABI	106	MCH	80
NS3	52	ADG	71
NUE	8	KDF	62

UPCOM 外資買/賣超的前 5 名

源: FiinPro – YSVN

自營進出統計

證券代碼	買超金額 (百萬盾)	證券代碼	賣超金額 (百萬盾)
VHM	6,710	CII	5,594
VNM	6,222	HT1	4,702
MWG	3,737	FUEVFVND	4,575
STB	3,408	HPG	3,041
VPB	3,271	AST	2,984

券商自營交易最大前名

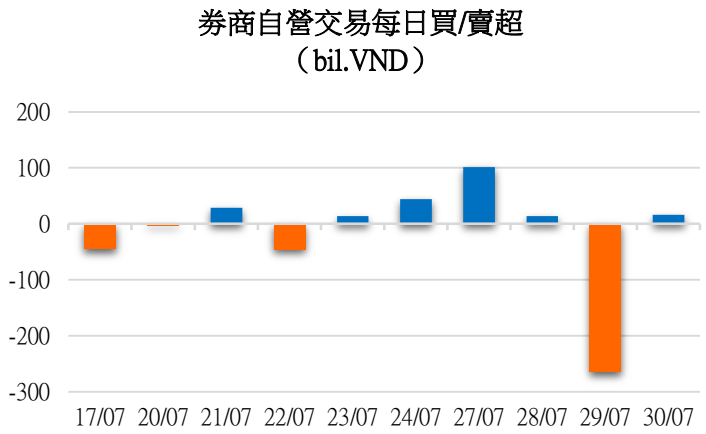

越南證券市場投資人類別統計

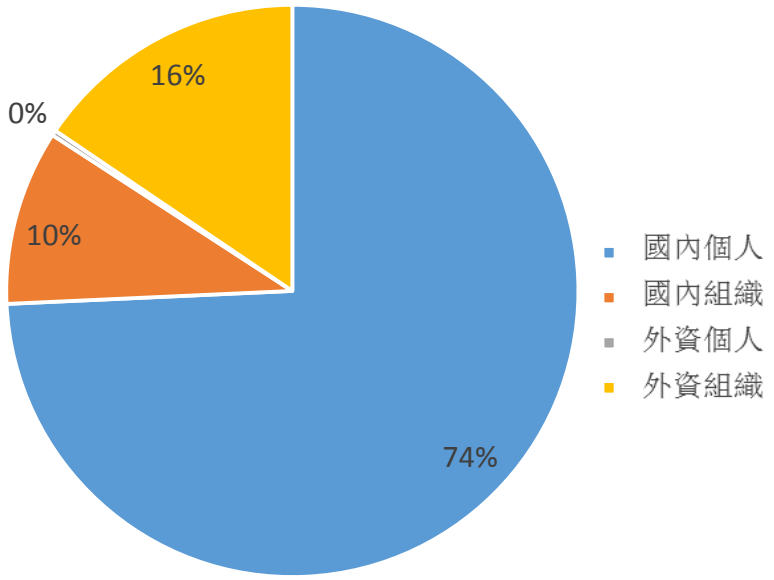

資料源: FiinPro – YSVN

東南亞主要市場走勢比較

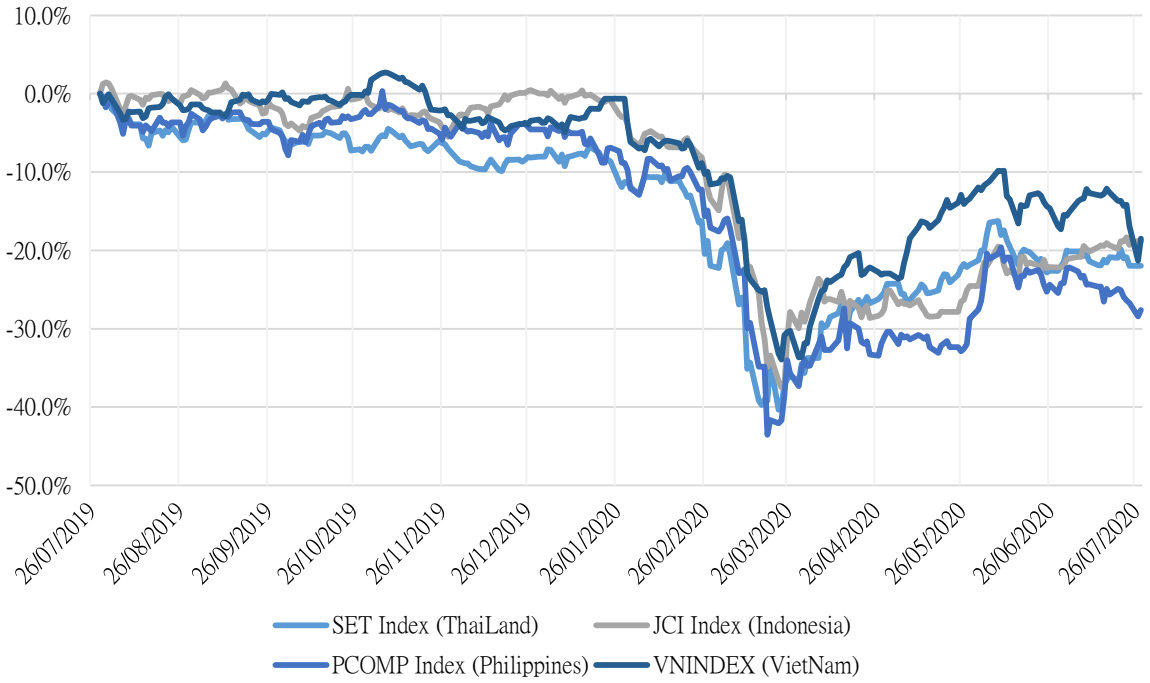

東南亞主要市場數據

		Thailand	Indonesia	Philippines	Vietnam
P/B		1.5x	1.4x	1.5x	1.7x
P/E		19.1x	17.1x	13.8x	13.0x
ROE	%	7.87	8.38	10.93	13.44
ROA	%	2.01	2.27	2.44	2.34
Vốn hóa	Tỷ USD	456.95	406.21	152.25	124.97
GTGD	Triệu USD	1.28	0.49	0.04	0.30
LS cổ tức	%	3.64	2.84	1.96	2.33

源：Bloomberg & YSVN

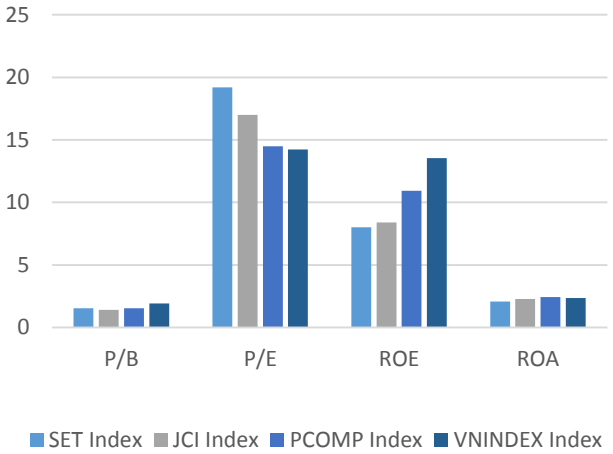

元大證券（越南）公司

個人客戶分析部

Nguyễn Th ế Minh
研究分析經理
+84 28 3622 6868 ext 3826
minh.nguyen@yuanta.com.vn

Lý Thị Hi ề n
研究分析主管
+84 28 3622 6868 ext 3908
hien.ly@yuanta.com.vn

Quách Đức Khánh
高級分析專員
+84 28 3622 6868 ext 3833
khanh.quach@yuanta.com.vn

Phạm Tấn Phát
高級分析專員
+84 28 3622 6868 ext 3880
phat.pham@yuanta.com.vn

Nguyễn Trịnh Ngọc Hồng
分析專員
+84 28 3622 6868 ext 3832
hong.nguyen@yuanta.com.vn

個人客戶業務部

Nguyễn Thanh Tùng
總公司業務經理
+84 28 3622 6868 ext 3609
tung.nguyen@yuanta.com.vn

Nguyễn Việt Quang
河內分行經理
+84 28 3622 6868 ext 3404
quang.nguyen@yuanta.com.vn

Võ Thị Thu Thủy
平陽分行經理
+84 28 3622 6868 ext 3505
thuy.vo@yuanta.com.vn

Nguyễn Mạnh Hoạt
堤岸分行經理
+84 28 3622 6868 ext 3847
hoat.nguyen@yuanta.com.vn

Bùi Quốc Phong
同奈分行經理
+84 28 3622 6868
phong.bui@yuanta.com.vn

Chung Kim Hoa
華人客戶部經理
+84 28 3622 6868 ext 3828
hoa.chung@yuanta.com.vn

Đinh Thị Thu Cúc
頭頓分行經理
+84 28 3622 6868 ext 3203
cuc.dinh@yuanta.com.vn

Võ Đình Tuấn
峴港分行經理
+84 28 3622 6868 ext 3301
tuan.vo@yuanta.com.vn

Nguyễn Đức Hoàn
河內南部營業中心經理
+84 28 3622 6868 ext 3409
hoan.nguyen@yuanta.com.vn

Appendix A: Important Disclosures

Analyst Certification

Each research analyst primarily responsible for the content of this research report, in whole or in part, certifies that with respect to each security or issuer that the analyst covered in this report: (1) all of the views expressed accurately reflect his or her personal views about those securities or issuers; and (2) no part of his or her compensation was, is, or will be, directly or indirectly, related to the specific recommendations or views expressed by that research analyst in the research report.

Ratings Definitions

BUY: We have a positive outlook on the stock based on our expected absolute or relative return over the investment period. Our thesis is based on our analysis of the company' s outlook, financial performance, catalysts, valuation and risk profile. We recommend investors add to their position.

HOLD-Outperform: In our view, the stock' s fundamentals are relatively more attractive than peers at the current price. Our thesis is based on our analysis of the company' s outlook, financial performance, catalysts, valuation and risk profile.

HOLD-Underperform: In our view, the stock' s fundamentals are relatively less attractive than peers at the current price. Our thesis is based on our analysis of the company' s outlook, financial performance, catalysts, valuation and risk profile.

SELL: We have a negative outlook on the stock based on our expected absolute or relative return over the investment period. Our thesis is based on our analysis of the company' s outlook, financial performance, catalysts, valuation and risk profile. We recommend investors reduce their position.

Under Review: We actively follow the company, although our estimates, rating and target price are under review.

Restricted: The rating and target price have been suspended temporarily to comply with applicable regulations and/or Yuanta policies.

Note: Yuanta research coverage with a Target Price is based on an investment period of 12 months. Greater China Discovery Series coverage does not have a formal 12 month Target Price and the recommendation is based on an investment period specified by the analyst in the report.

Global Disclaimer

© 2018 Yuanta. All rights reserved. The information in this report has been compiled from sources we believe to be reliable, but we do not hold ourselves responsible for its completeness or accuracy. It is not an offer to sell or solicitation of an offer to buy any securities. All opinions and estimates included in this report constitute our judgment as of this date and are subject to change without notice.

This report provides general information only. Neither the information nor any opinion expressed herein constitutes an offer or invitation to make an offer to buy or sell securities or other investments. This material is prepared for general circulation to clients and is not intended to provide tailored investment advice and does not take into account the individual financial situation and objectives of any specific person who may receive this report. Investors should seek financial advice regarding the appropriateness of investing in any securities, investments or investment strategies discussed or recommended in this report. The information contained in this report has been compiled from sources believed to be reliable but no representation or warranty, express or implied, is made as to its accuracy, completeness or correctness. This report is not (and should not be construed as) a solicitation to act as securities broker or dealer in any jurisdiction by any person or company that is not legally permitted to carry on such business in that jurisdiction.

Yuanta research is distributed in the United States only to Major U.S. Institutional Investors (as defined in Rule 15a-6 under the Securities Exchange Act of 1934, as amended and SEC staff interpretations thereof). All transactions by a US person in the securities mentioned in this report must be effected through a registered broker-dealer under Section 15 of the Securities Exchange Act of 1934, as amended. Yuanta research is distributed in Taiwan by Yuanta Securities Investment Consulting. Yuanta research is distributed in Hong Kong by Yuanta Securities (Hong Kong) Co. Limited, which is licensed in Hong Kong by the Securities and Futures Commission for regulated activities, including Type 4 regulated activity (advising on securities). In Hong Kong, this research report may not be redistributed, retransmitted or disclosed, in whole or in part or and any form or manner, without the express written