當日期貨市場：優先在盤中交易

2020/09/23

合約走勢				
	收盤	+/-	成交量	到期日
單位	點數	點數	合約	日期
VN30F2010	854.1	4.1	132,366	15/10
VN30F2011	851.7	5.2	454	19/11
VN30F2012	850.0	4.3	110	17/12
VN30F2103	846.0	3.0	107	18/03

源自：Bloomberg – YSVN

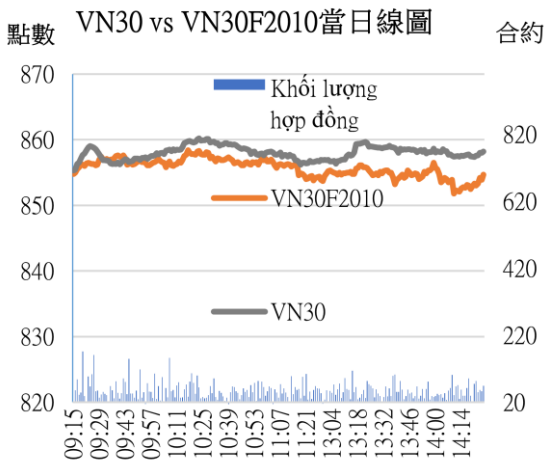

源自：Bloomberg – YSVN

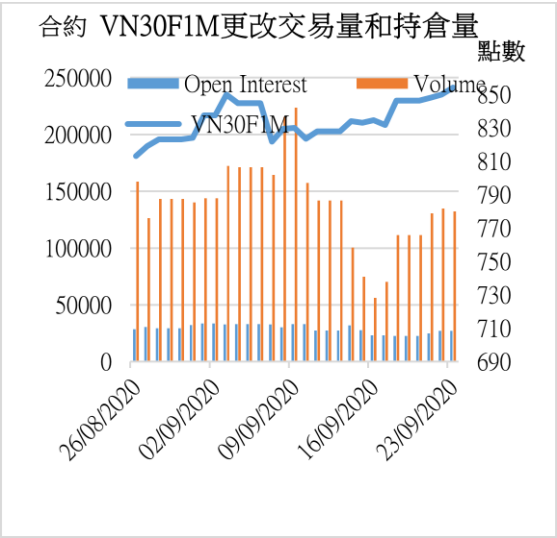

源自：Bloomberg – YSVN

技術信號

- VN30F2010 在盤中繼續上漲，但價格在 857-858 點處面臨強勁阻力位，與阻力趨勢線相對應。同時，價格出現了 Falling Wedge 的模式（趨勢開始的模式），預測可能會在 857-858 點的阻力位形成修正階段 。
- 同時，VN30F2010 還從 814 點完成了第五波的波足。因此，約 837 點的價格將確認修正階段。

預報和投資策略

- 當天策略 (Intraday)：根據 Falling Wedge 的模型，投資者可在 855.5-857 點開空頭，停損於 858 點，目標為 840-845 點。

  多頭可等價格下跌至 838-840 點開設，停損於 836 點。
- 主要短期趨勢策略 (Daily)：投資者繼續持有頭寸，並觀測等待市場的新信號。

趨勢	VN30F2010-Daily	VN30F2010-1H
短期	上漲	上漲
支撐 1	837	845
支撐 2	700	837
阻力 1	862	858
阻力 2	875	862

Pham Tan Phat
高級分析專員
Email: phat.pham@yuanta.com.vn
Phone: (084) 28 3622 6868 ext 3880

期貨合約								
	收盤價	+/-	+/- %	成交量	+/- %	Fair Value	最後清算日	剩餘時間
	單位：點	點	%	合約		單位：點		日
VN30 Index	858.3	5.6	0.7%	0				
VN30F2010	854.1	4.1	0.5%	132,366	-1.86%	862	15/10/2020	23
VN30F2011	851.7	5.2	0.6%	454	46.45%	869	19/11/2020	58
VN30F2012	850.0	4.3	0.5%	110	-83.61%	875	17/12/2020	86
VN30F2103	846.0	3.0	0.4%	107	72.58%	895	18/03/2021	177

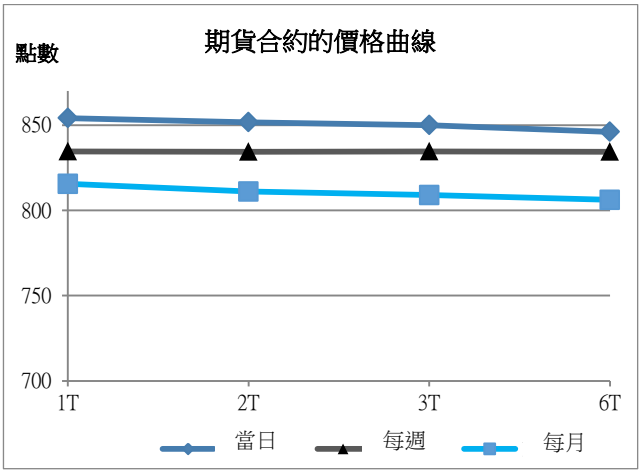

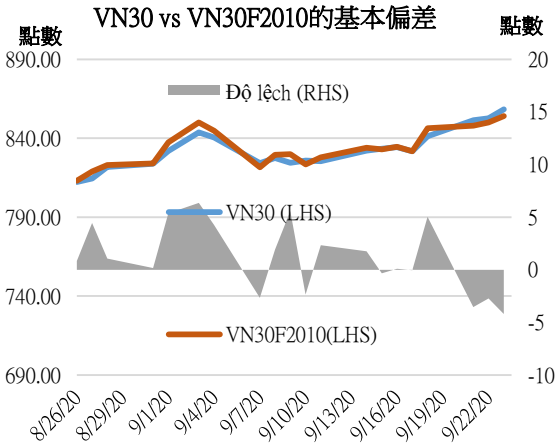

上漲排名/前 5 檔	影響點數	下跌排名/前 5 檔	影響點數
VPB	0.88	VNM	-0.28
MWG	0.88	FPT	-0.16
VCB	0.74	TCB	-0.15
HPG	0.64	NVL	-0.09
MSN	0.59	KDH	-0.09

股價上漲前 5 檔	%	股價下跌前 5 檔	%
PNJ	4.11	REE	-0.87
POW	4.00	KDH	-0.81
PLX	2.38	TCH	-0.71
MWG	2.31	FPT	-0.39
MSN	2.03	NVL	-0.31

VN30 指數股票名單

股票代碼	企業名稱	產業	比重	收盤價	資本	PER	PBR	3 個月成交量	外資持股	52 週走高	52 週走低
		單位	%	VND	Tỷ VND	x	x	'000 cp	%	VND	VND
BID	越南投資與發展商業股份銀行	金融	1.0%	41,400	166,512	19.4	2.2	1,007	18%	55,800	29,500
KDH	Khang Dien 房屋貿易投資股份公司	房地產	1.2%	24,550	13,719	12.6	1.8	569	42%	26,095	16,667
CTG	越南工商股份銀行	金融	2.9%	26,250	97,739	8.8	1.2	4,327	30%	28,450	16,600
TCH	Hoang Huy 金融服務投資股份有限公司	工業	0.6%	20,900	7,383	9.2	1.5	3,913	5%	45,550	16,250
PLX	越南油氣集團	能量	0.8%	51,600	62,891	59.5	3.1	1,043	16%	61,800	35,100
EIB	越南進出口貿易股份銀行	金融	2.7%	17,100	21,023	30.2	1.3	216	30%	18,950	14,000
FPT	FPT 發展投資工藝股份公司	CNTT	4.8%	51,100	40,058	11.9	2.7	1,590	49%	53,304	34,870
GAS	越南氣體總公司 – 股份公司	公用服務	1.0%	72,700	139,144	14.1	2.7	582	3%	109,000	53,900
POW	越南天然氣股份總公司	公用服務	0.7%	10,400	24,355	11.1	0.9	3,338	11%	13,950	6,850
HDB	胡志明市發展商業股份銀行	金融	3.2%	31,050	29,992	7.3	1.4	1,050	21%	31,250	16,100
HPG	Hoa Phat (和發) 集團股份公司	原材料	7.7%	25,800	85,483	9.8	1.6	13,744	34%	25,950	12,708
MBB	軍隊貿易股份銀行	金融	4.2%	19,200	46,299	5.5	1.1	4,399	23%	23,900	13,150
MSN	Masan 集團股份公司	必需消費品	3.4%	55,400	65,077	17.0	2.8	1,215	38%	80,900	46,400
MWG	世界移動通信投資股份公司	非必需消費品	4.5%	101,900	46,128	12.2	3.2	836	49%	129,500	56,300
NVL	Nova 房地產投資集團股份公司	房地產	3.3%	63,600	61,757	16.1	2.7	1,275	6%	65,700	49,100
PNJ	Phu Nhuan (富潤) 珠寶股份公司	非必需消費品	1.7%	63,400	14,273	13.7	3.0	527	49%	92,500	45,000
REE	冷機電股份公司	工業	0.9%	40,050	12,418	8.4	1.2	423	49%	41,150	26,100
ROS	FLC Faros 建築股份公司	工業	0.2%	2,130	1,209	#N/A N/A	0.2	8,433	2%	27,000	2,050
SAB	Sai Gon (西貢) 飲料-酒-啤酒股份公司	必需消費品	2.0%	190,000	121,843	30.0	6.6	140	63%	273,000	111,500
SBT	Bien Hoa – Thanh Thanh Cong (邊和 – 成成功) 股份公司	必需消費品	0.5%	14,400	8,449	25.7	1.2	3,298	6%	22,700	11,600
SSI	SSI 西貢證券股份公司	金融	0.9%	16,700	10,036	9.7	1.0	5,300	49%	20,431	9,569
STB	西貢商信銀行 (sacombank)	金融	3.3%	12,650	22,816	9.4	0.8	10,001	9%	13,250	7,120
TCB	越南技商股份銀行 (Techcombank)	金融	7.7%	22,300	78,053	7.2	1.2	1,975	22%	25,500	14,000
VCB	越南外商貿易股份銀行	金融	5.3%	85,400	316,738	17.4	3.5	946	24%	95,000	56,600
VHM	Vinhomes 股份公司	房地產	4.6%	77,500	254,937	11.6	3.7	1,781	22%	102,300	52,000
VIC	Vingroup 集團股份公司	房地產	8.0%	94,500	319,640	40.5	3.8	473	14%	122,500	68,000
VJC	Vietjet 越捷航空股份公司	工業	4.2%	106,500	55,789	30.6	3.7	366	18%	148,800	93,200
VNM	越南牛奶股份公司	必需消費品	10.5%	129,200	224,986	23.3	7.5	1,182	58%	135,500	83,700
VPB	Viet Nam Thinh Vuong (越南繁榮) 貿易股份銀行	金融	6.1%	23,800	58,018	5.8	1.2	3,398	23%	29,300	16,000
VRE	Vincom Retail 股份公司	房地產	1.9%	29,100	66,124	27.5	2.4	2,431	31%	35,850	16,900

元大證券（越南）公司

個人客戶分析部

Nguyễn Th ế Minh
研究分析經理
+84 28 3622 6868 ext 3826
minh.nguyen@yuanta.com.vn

Lý Thị Hi ề n
研究分析主管
+84 28 3622 6868 ext 3908
hien.ly@yuanta.com.vn

Quách Đức Khánh
高級分析專員
+84 28 3622 6868 ext 3833
khanh.quach@yuanta.com.vn

Phạm Tấn Phát
高級分析專員
+84 28 3622 6868 ext 3880
phat.pham@yuanta.com.vn

Nguyễn Trịnh Ngọc Hồng
分析專員
+84 28 3622 6868 ext 3832
hong.nguyen@yuanta.com.vn

個人客戶業務部

Nguyễn Thanh Tùng
總公司業務經理
+84 28 3622 6868 ext 3609
tung.nguyen@yuanta.com.vn

Nguyễn Việt Quang
河內分行經理
+84 28 3622 6868 ext 3404
quang.nguyen@yuanta.com.vn

Võ Thị Thu Thủy
平陽分行經理
+84 28 3622 6868 ext 3505
thuy.vo@yuanta.com.vn

Nguyễn Mạnh Hoạt
堤岸分行經理
+84 28 3622 6868 ext 3847
hoat.nguyen@yuanta.com.vn

Bùi Quốc Phong
同奈分行經理
+84 28 3622 6868
phong.bui@yuanta.com.vn

Chung Kim Hoa
華人客戶部經理
+84 28 3622 6868 ext 3828
hoa.chung@yuanta.com.vn

Đinh Thị Thu Cúc
頭頓分行經理
+84 28 3622 6868 ext 3203
cuc.dinh@yuanta.com.vn

Võ Đình Tuấn
峴港分行經理
+84 28 3622 6868 ext 3301
tuan.vo@yuanta.com.vn

Nguyễn Đức Hoàn
河內南部營業中心經理
+84 28 3622 6868 ext 3409
hoan.nguyen@yuanta.com.vn

Appendix A: Important Disclosures

Analyst Certification

Each research analyst primarily responsible for the content of this research report, in whole or in part, certifies that with respect to each security or issuer that the analyst covered in this report: (1) all of the views expressed accurately reflect his or her personal views about those securities or issuers; and (2) no part of his or her compensation was, is, or will be, directly or indirectly, related to the specific recommendations or views expressed by that research analyst in the research report.

Ratings Definitions

BUY: We have a positive outlook on the stock based on our expected absolute or relative return over the investment period. Our thesis is based on our analysis of the company' s outlook, financial performance, catalysts, valuation and risk profile. We recommend investors add to their position.

HOLD-Outperform: In our view, the stock' s fundamentals are relatively more attractive than peers at the current price. Our thesis is based on our analysis of the company' s outlook, financial performance, catalysts, valuation and risk profile.

HOLD-Underperform: In our view, the stock' s fundamentals are relatively less attractive than peers at the current price. Our thesis is based on our analysis of the company' s outlook, financial performance, catalysts, valuation and risk profile.

SELL: We have a negative outlook on the stock based on our expected absolute or relative return over the investment period. Our thesis is based on our analysis of the company' s outlook, financial performance, catalysts, valuation and risk profile. We recommend investors reduce their position.

Under Review: We actively follow the company, although our estimates, rating and target price are under review.

Restricted: The rating and target price have been suspended temporarily to comply with applicable regulations and/or Yuanta policies.

Note: Yuanta research coverage with a Target Price is based on an investment period of 12 months. Greater China Discovery Series coverage does not have a formal 12 month Target Price and the recommendation is based on an investment period specified by the analyst in the report.

Global Disclaimer

© 2018 Yuanta. All rights reserved. The information in this report has been compiled from sources we believe to be reliable, but we do not hold ourselves responsible for its completeness or accuracy. It is not an offer to sell or solicitation of an offer to buy any securities. All opinions and estimates included in this report constitute our judgment as of this date and are subject to change without notice.

This report provides general information only. Neither the information nor any opinion expressed herein constitutes an offer or invitation to make an offer to buy or sell securities or other investments. This material is prepared for general circulation to clients and is not intended to provide tailored investment advice and does not take into account the individual financial situation and objectives of any specific person who may receive this report. Investors should seek financial advice regarding the appropriateness of investing in any securities, investments or investment strategies discussed or recommended in this report. The information contained in this report has been compiled from sources believed to be reliable but no representation or warranty, express or implied, is made as to its accuracy, completeness or correctness. This report is not (and should not be construed as) a solicitation to act as securities broker or dealer in any jurisdiction by any person or company that is not legally permitted to carry on such business in that jurisdiction.

Yuanta research is distributed in the United States only to Major U.S. Institutional Investors (as defined in Rule 15a-6 under the Securities Exchange Act of 1934, as amended and SEC staff interpretations thereof). All transactions by a US person in the securities mentioned in this report must be effected through a registered broker-dealer under Section 15 of the Securities Exchange Act of 1934, as amended. Yuanta research is distributed in Taiwan by Yuanta Securities Investment Consulting. Yuanta research is distributed in Hong Kong by Yuanta Securities (Hong Kong) Co. Limited, which is licensed in Hong Kong by the Securities and Futures Commission for regulated activities, including Type 4 regulated activity (advising on securities). In Hong Kong, this research report may not be redistributed, retransmitted or disclosed, in whole or in part or and any form or manner, without the express written