

當日市場：大型股繼續引領市場漲勢

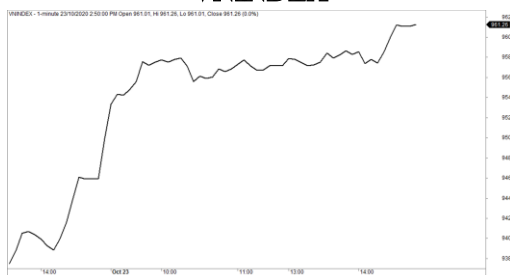
2020/10/23

市場走勢

市場指數	VNI	HNI	UPCOM
收盤	961.26	141.70	63.91
%日	1.20%	0.60%	0.42%
%週	1.90%	1.34%	0.09%
%月	5.34%	6.83%	4.84%
%年	-2.69%	36.07%	12.92%
成交值(十億盾)			
當日	9,460	732	472
日均量/週	8,311	723	456
日均量/月	7,931	866	550
外資進出			
買進	1,196.93	31.19	11.67
賣出	1,436.01	33.43	18.46
買賣超	-239.08	-2.23	-6.80
市場漲跌家數			
上漲	178	86	137
下跌	135	69	113
持平	84	207	653
市場指標			
P/E	15.96	11.05	19.68
總市值 (兆盾)	3,384	248	872
股息殖利 ²	2.30%	3.96%	4.35%

資料源: Bloomberg - YSVN

VNINDEX



HNIINDEX



市場走勢

市場的積極情緒和大型股上漲的動力得以維持，幫助該指數連續第二盤上漲。VN-Index 上漲 1.2%，收於 961.26 點。HNX-Index 上漲 0.6%，收於 141.7 點。Upcom-Index 上漲 0.42%。三大市場的交易價值再次增加，達 8 兆 9,440 億越南盾。

現金流量繼續強勁參與大型股，幫助維持了 HOSE 指數強勁的上漲動力。VIC (+3.9%)，VHM (+2.6%)，VNM (+3.1%)，MSN (+1.2%)，HPG (+4.4%)，MWG (+1.4%)，VCB (+1%) 是為該指數的漲勢做出最多貢獻的股票。下跌的方面，VN30 中沒有股票的跌幅超過 1%。

就行業而言，房地產 (VHM，VIC，FLC)，食品和飲料 (VNM，MSN，ASM) 和建築材料 (HPG) 是漲幅最大的類股。其中，HPG，TCB，FLC 是市場流動性的領先股票。

在 HNX 上，SHB (+2.5%)，NVB (+2.2%)，VCS (+2.9%)，ART (+8.3%) 是該指數漲幅的領先股票。

當今，外資賣超 2,480 億越南盾，其中，MSN (960 億)，VHM (830 億) 和 VRE (450 億) 是被拋售最多的股票。在買超方面，HPG (860 億)，VIC (650 億) 和 VNM (100 億) 位居榜首。

市場短期觀點

我們認為 VN-Index 可以保持上漲趨勢並移動至 970 點。同時，市場繼續朝著積極的方向進入劇烈波動的階段，表明短期風險趨於減少，短期的漲勢可能會繼續擴大。此外，情緒指標的改善表明，當前階段合適的策略將得以保持。

我們的趨勢指標系統維持各指數的短期趨勢為上漲，和 VNSmallcaps 指數位下跌。因此，我們建議短期投資者停止出售，並考慮以較低比例進行新的投資。

根據每週圖表，中期趨勢仍然為上漲，並且市場仍處於劇烈波動的階段。同時，中期風險較低，市場仍處於從 2020 年 9 月開始建立的中期趨勢的強勁增長周期。因此，我們建議中期投資者可以維持買進和持有股票。

請在 <https://ysradar.yuanta.com.vn/> 查看有關股票的信號。



We Create Fortune

技術分析圖



指數技術分析圖 VN-Index



指數技術分析圖 HNX-Index

指數	短期趨勢	中期趨勢	阻力區 1	阻力區 2	支撐區 1	支撐區 2
VN-Index	上漲	上漲	997	1,000	988	953
HNX-Index	上漲	上漲	106	108	99	90
VN30	上漲	上漲	895	935	877	863
VNMidcaps	上漲	上漲	992	1,030	969	963
VNSmallcaps	下跌	上漲	835	845	822	804



We Create Fortune

胡志明市交易所 (HSX)

	收盤	漲跌%
VNI	961.26	1.20%
VN30	930.3	1.31%
VN Mid	1009.77	0.18%
VN Small	840.37	0.56%

河內交易所 (HSX)

	收盤	漲跌%
HNI	141.7	0.60%
HN30	262.17	0.71%
VNX AllSh	888.69	1.30%

UPCOM 市場 (UPCoM)

	收盤	漲跌%
UPCoM	63.91	0.42%

外資交易	成交值(十億盾)
買進	1196.93
賣出	1436.01
買超/賣超	-239.08

外資交易	成交值(十億盾)
買進	31.19
賣出	33.43
買超/賣超	-2.23

外資交易	成交值(十億盾)
買進	11.67
賣出	18.46
買超/賣超	-6.80

上漲排名/股碼	漲跌 (VND)	漲跌%
HAI	190	6.93%
STK	1100	6.90%
BMP	3700	6.89%
FLC	280	6.86%
SMC	700	5.93%

上漲排名/股碼	漲跌 (VND)	漲跌%
HUT	100	4.00%
VCS	2200	2.91%
SHB	400	2.55%
NVB	200	2.22%
DTD	500	2.15%

上漲排名/股碼	漲跌 (VND)	漲跌%
BSA	499	4.02%
VCR	667	3.40%
CTR	1527	3.25%
G36	253	2.84%
BVB	347	2.69%

下跌排名/股碼	漲跌 (VND)	漲跌%
TTF	-600	-6.98%
LDG	-190	-2.80%
PTB	-1300	-2.40%
OGC	-190	-2.26%
JVC	-100	-2.19%

下跌排名/股碼	漲跌 (VND)	漲跌%
LAS	-400	-4.76%
BAX	-2500	-4.03%
TNG	-100	-0.78%
DHT	-400	-0.72%
PVS	-100	-0.71%

下跌排名/股碼	漲跌 (VND)	漲跌%
PVX	-88	-4.89%
NAB	-231	-1.49%
KDF	-570	-1.44%
VEA	-341	-0.79%
MPC	-167	-0.62%

*備註：市值>5,000 億盾；成交值>15 億盾

市值排名/股碼	十億盾
VIC	338,581
VCB	321,189
VHM	254,937
VNM	222,965
BID	172,746

市值排名/股碼	十億盾
ACB	55,336
SHB	27,559
VCG	19,391
VCS	11,749
IDC	7,800

市值排名/股碼	十億盾
ACV	134,787
VEA	57,724
MCH	54,790
VIB	30,643
BSR	22,100

交易量排名/股碼	成交值	30 日均
STB	35,121,136	20,419,172
HPG	30,086,990	15,923,722
TCB	28,485,008	15,547,180
FLC	18,841,416	16,904,642
ROS	17,091,770	9,023,707

交易量排名/股碼	成交值	30 日均
KLF	12,675,195	2,142,062
ACB	8,028,985	10,684,269
ART	7,532,558	1,188,607
SHB	7,239,921	3,368,832
PVS	3,093,728	6,299,539

交易量排名/股碼	成交值	30 日均
LPB	11,015,400	11,168,682
PVX	3,604,400	1,088,377
BSR	1,642,900	2,892,966
PPI	1,506,200	272,213
VIB	1,468,300	1,929,658

資料源: Bloomberg & Yuanta Research

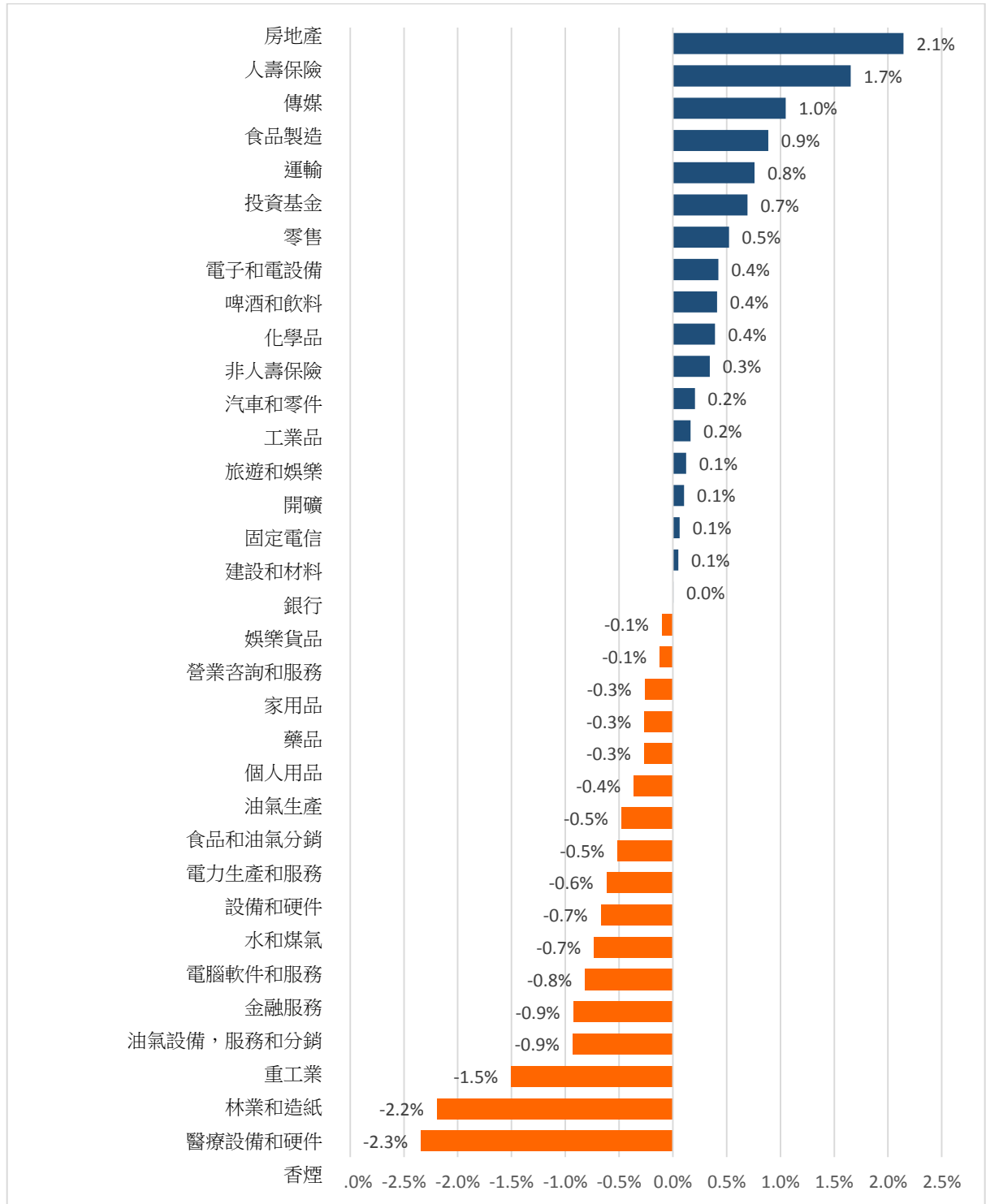
資料源: Bloomberg & Yuanta Research

資料源: Bloomberg & Yuanta Research



We Create Fortune

各行業板塊的交易走勢



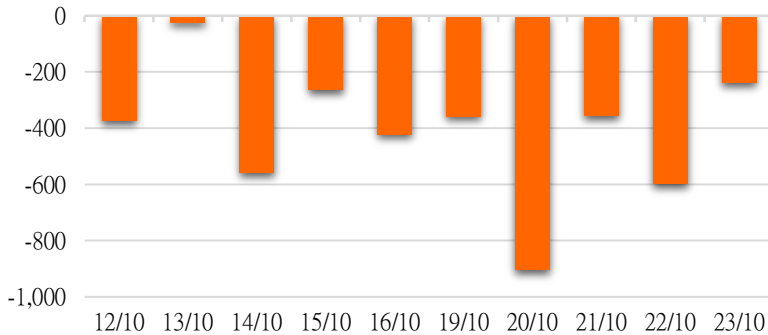
資料源: FiinPro - YSVN



We Create Fortune

外資買進賣統計

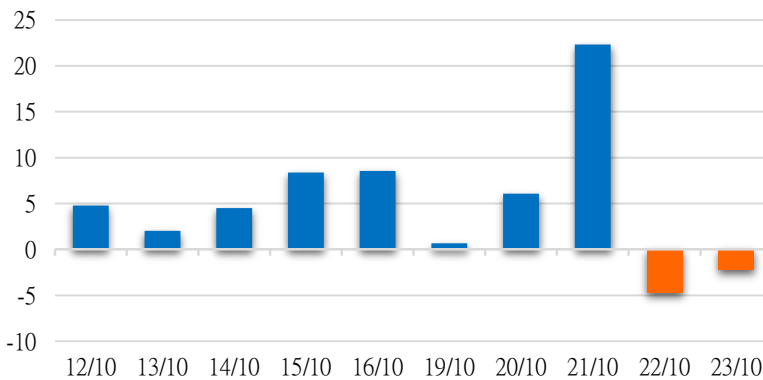
HSX 外資每日買/賣超



證券代碼	買超金額 (百萬盾)	證券代碼	賣超金額 (百萬盾)
HPG	86,495	MSN	96,136
VIC	64,953	VHM	82,798
VNM	10,035	VRE	45,097
HCM	5,168	CTG	23,482
FUEVFNVD	4,879	SSI	17,233

HSX 外資買/賣超的前 5 名

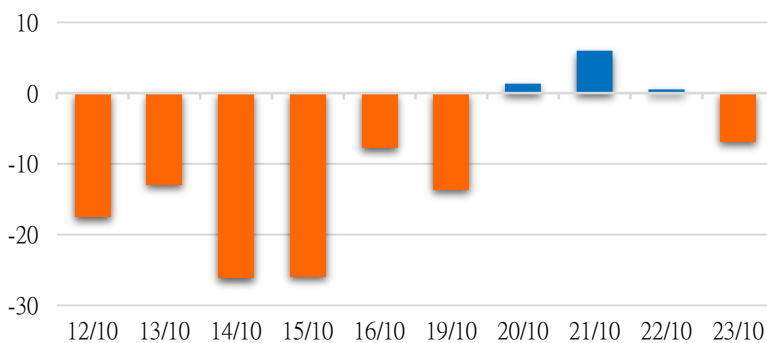
HNX 外資每日買/賣超



證券代碼	買超金額 (百萬盾)	證券代碼	賣超金額 (百萬盾)
SHS	4,743	SHB	7,132
DNM	974	VCG	1,981
BAX	769	NBC	956
SD9	680	INN	788
SRA	351	TXM	249

HNX 外資買/賣超的前 5 名

UPCOM外資每日買/賣超



證券代碼	買超金額 (百萬盾)	證券代碼	賣超金額 (百萬盾)
ACV	991	VEA	7,618
NTC	574	MSR	2,791
MCH	472	PVP	119
DNW	309	LPB	99
SKH	255	MPC	99

UPCOM 外資買/賣超的前 5 名

源: FiinPro - YSVN



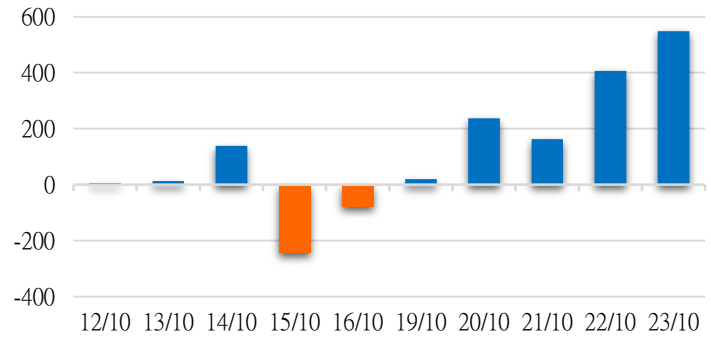
We Create **Fortune**

自營進出統計

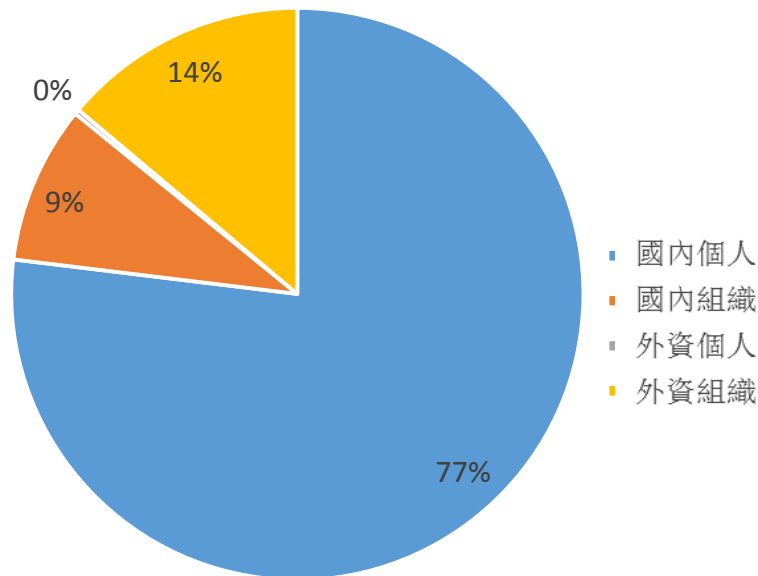
證券代碼	買超金額 (百萬盾)	證券代碼	賣超金額 (百萬盾)
VIC	319,145	E1VFN30	6,532
TCB	38,554	FUEVFN30	4,856
HPG	36,913	KDH	1,135
VNM	34,427	GTN	986
VHM	26,731	DPM	229

券商自營交易最大前名

券商自營交易每日買/賣超 (bil.VND)



越南證券市場投資人類別統計

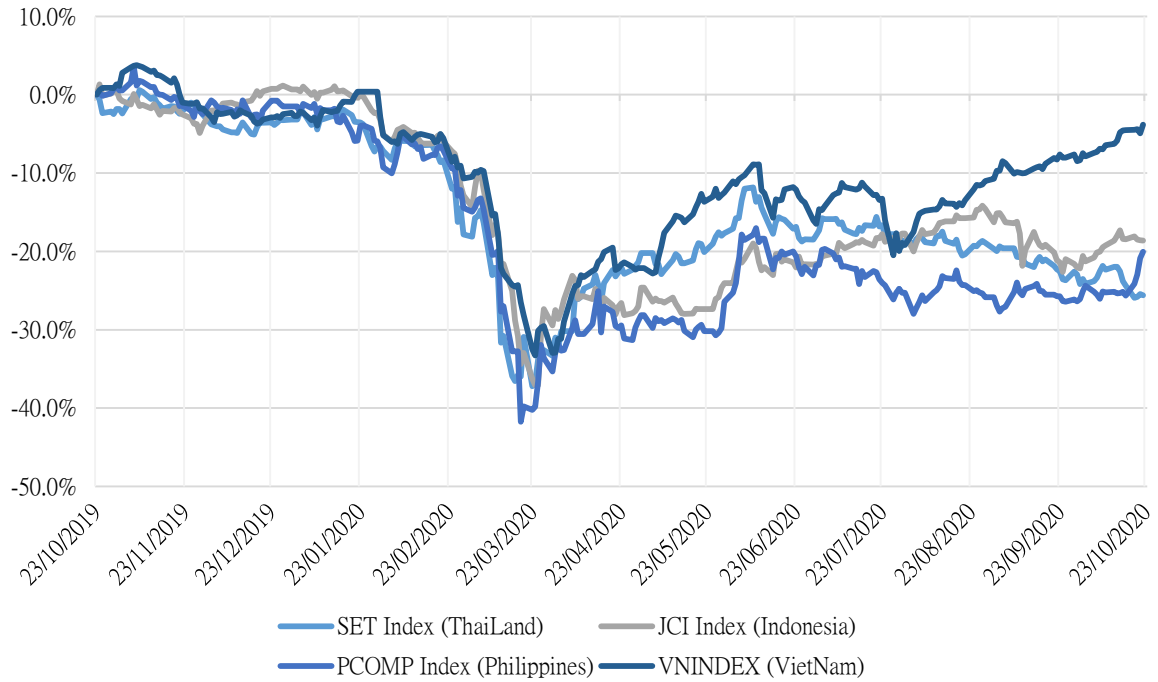


資料源: FinPro - YSVN



We Create Fortune

東南亞主要市場走勢比較

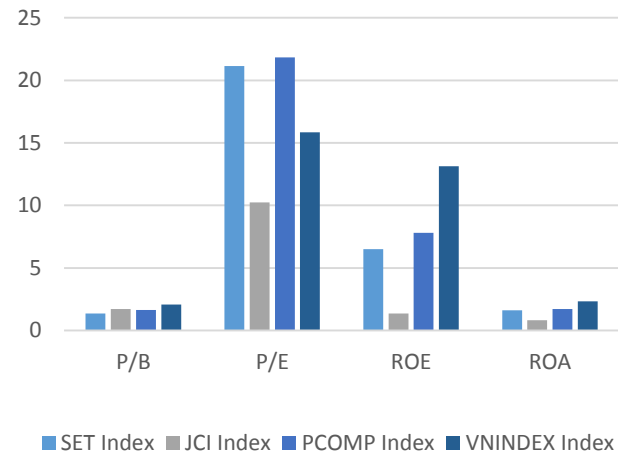


東南亞主要市場數據

		Thailand	Indonesia	Philippines	Vietnam
P/B		1.4x	1.7x	1.6x	2.1x
P/E		21.2x	10.2x	21.2x	15.7x
ROE	%	6.53	1.37	7.87	13.10
ROA	%	1.62	0.83	1.74	2.33
Vốn hóa	Tỷ USD	421.95	405.33	164.55	146.74
GTGD	Triệu USD	1.54	0.59	0.15	0.31
LS cổ tức	%	3.51	2.74	1.78	1.72

YSVN

源：
B
l
o
o
m
B
e
r
g
&





We Create **Fortune**

元大證券（越南）公司

個人客戶分析部

Nguyễn Th ệ Minh

研究分析經理

+84 28 3622 6868 ext 3826

minh.nguyen@yuanta.com.vn

Lý Thị Hi ệ n

研究分析主管

+84 28 3622 6868 ext 3908

hien.ly@yuanta.com.vn

Quách Đức Khánh

高級分析專員

+84 28 3622 6868 ext 3833

khanh.quach@yuanta.com.vn

Phạm Tấn Phát

高級分析專員

+84 28 3622 6868 ext 3880

phat.pham@yuanta.com.vn

Nguyễn Trịnh Ngọc Hồng

分析專員

+84 28 3622 6868 ext 3832

hong.nguyen@yuanta.com.vn

個人客戶業務部

Nguyễn Thanh Tùng

總公司業務經理

+84 28 3622 6868 ext 3609

tung.nguyen@yuanta.com.vn

Nguyễn Việt Quang

河內分行經理

+84 28 3622 6868 ext 3404

quang.nguyen@yuanta.com.vn

Võ Thị Thu Thủy

平陽分行經理

+84 28 3622 6868 ext 3505

thuy.vo@yuanta.com.vn

Nguyễn Mạnh Hoạt

堤岸分行經理

+84 28 3622 6868 ext 3847

hoat.nguyen@yuanta.com.vn

Bùi Quốc Phong

同奈分行經理

+84 28 3622 6868

phong.bui@yuanta.com.vn

Chung Kim Hoa

華人客戶部經理

+84 28 3622 6868 ext 3828

hoa.chung@yuanta.com.vn

Đinh Thị Thu Cúc

頭頓分行經理

+84 28 3622 6868 ext 3203

cuc.dinh@yuanta.com.vn

Võ Đình Tuấn

峴港分行經理

+84 28 3622 6868 ext 3301

tuan.vo@yuanta.com.vn

Nguyễn Đức Hoàn

河內南部營業中心經理

+84 28 3622 6868 ext 3409

hoan.nguyen@yuanta.com.vn



We Create **Fortune**

Appendix A: Important Disclosures

Analyst Certification

Each research analyst primarily responsible for the content of this research report, in whole or in part, certifies that with respect to each security or issuer that the analyst covered in this report: (1) all of the views expressed accurately reflect his or her personal views about those securities or issuers; and (2) no part of his or her compensation was, is, or will be, directly or indirectly, related to the specific recommendations or views expressed by that research analyst in the research report.

Ratings Definitions

BUY: We have a positive outlook on the stock based on our expected absolute or relative return over the investment period. Our thesis is based on our analysis of the company's outlook, financial performance, catalysts, valuation and risk profile. We recommend investors add to their position.

HOLD-Outperform: In our view, the stock's fundamentals are relatively more attractive than peers at the current price. Our thesis is based on our analysis of the company's outlook, financial performance, catalysts, valuation and risk profile.

HOLD-Underperform: In our view, the stock's fundamentals are relatively less attractive than peers at the current price. Our thesis is based on our analysis of the company's outlook, financial performance, catalysts, valuation and risk profile.

SELL: We have a negative outlook on the stock based on our expected absolute or relative return over the investment period. Our thesis is based on our analysis of the company's outlook, financial performance, catalysts, valuation and risk profile. We recommend investors reduce their position.

Under Review: We actively follow the company, although our estimates, rating and target price are under review.

Restricted: The rating and target price have been suspended temporarily to comply with applicable regulations and/or Yuanta policies.

Note: Yuanta research coverage with a Target Price is based on an investment period of 12 months. Greater China Discovery Series coverage does not have a formal 12 month Target Price and the recommendation is based on an investment period specified by the analyst in the report.

Global Disclaimer

© 2018 Yuanta. All rights reserved. The information in this report has been compiled from sources we believe to be reliable, but we do not hold ourselves responsible for its completeness or accuracy. It is not an offer to sell or solicitation of an offer to buy any securities. All opinions and estimates included in this report constitute our judgment as of this date and are subject to change without notice.

This report provides general information only. Neither the information nor any opinion expressed herein constitutes an offer or invitation to make an offer to buy or sell securities or other investments. This material is prepared for general circulation to clients and is not intended to provide tailored investment advice and does not take into account the individual financial situation and objectives of any specific person who may receive this report. Investors should seek financial advice regarding the appropriateness of investing in any securities, investments or investment strategies discussed or recommended in this report. The information contained in this report has been compiled from sources believed to be reliable but no representation or warranty, express or implied, is made as to its accuracy, completeness or correctness. This report is not (and should not be construed as) a solicitation to act as securities broker or dealer in any jurisdiction by any person or company that is not legally permitted to carry on such business in that jurisdiction.

Yuanta research is distributed in the United States only to Major U.S. Institutional Investors (as defined in Rule 15a-6 under the Securities Exchange Act of 1934, as amended and SEC staff interpretations thereof). All transactions by a US person in the securities mentioned in this report must be effected through a registered broker-dealer under Section 15 of the Securities Exchange Act of 1934, as amended. Yuanta research is distributed in Taiwan by Yuanta Securities Investment Consulting. Yuanta research is distributed in Hong Kong by Yuanta Securities (Hong Kong) Co. Limited, which is licensed in Hong Kong by the Securities and Futures Commission for regulated activities, including Type 4 regulated activity (advising on securities). In Hong Kong, this research report may not be redistributed, retransmitted or disclosed, in whole or in part or any form or manner, without the express written