

# 關注個股

HAX



*Yuanta  
Securities Vietnam*



## CƠ CẤU CỔ ĐÔNG



- SH Nhà Nước (0%)
- SH Nước Ngoài (7.27%)
- SH Khác (92.73%)

# HAX

短期阻力關卡:	17.64
短期支撐關卡:	15.97
短期趨勢 (5-10 天):	上漲
中期阻力關卡:	21.50
中期支撐關卡:	14.97
中期趨勢 (1-3 月):	上漲

## THÔNG TIN CƠ BẢN

Nhóm ngành	Hàng Tiêu dùng	ROE (TTM)	15.29
Ngành	Ô tô và phụ tùng	EPS (TTM)	1,908
GTGD	23,781,721,000	Tỷ lệ free float	55.00%
KLGD (CP)	1,361,130	P/E (TTM)	8.7x
Vốn hóa (Tỷ VND)	606	P/B	1.3x
SLCPLH (CP)	36,610,129	P/S	0.1x
Tỷ suất cổ tức	0%	EV/EBITDA(TTM)	8.48
KLTB 20 phiên	390,875	Giá trị DN (Tỷ VND)	1,067
Beta 6th (TTM)	1.09	ROA (TTM)	4.73

Mã CP  
**HAX**

Tên công ty  
**Ô tô Hàng Xanh**

Sàn GD  
**HOSE**

STOCK RATING

# 91

ĐIỂM CƠ BẢN

# 95

SỨC MẠNH GIÁ

# 87

Xu hướng ngắn hạn

上漲 ▲

Khuyến nghị

持有

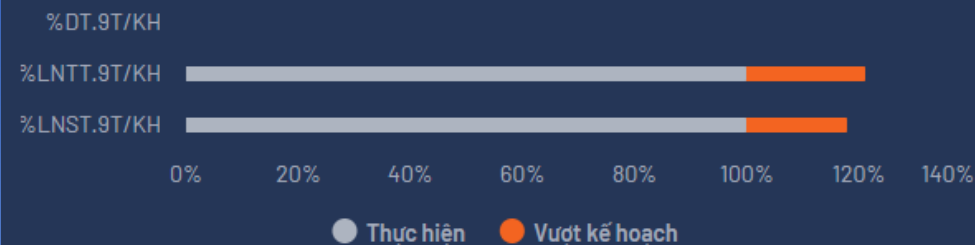
Ngày

16/11/2020

Giá đóng cửa



17,600

## KẾT QUẢ VÀ KẾ HOẠCH KINH DOANH





# HAX – 價格走勢圖處於強勁增長時期

- 
- HAX的股票評級為91點，基本點和價格強度均高於80點。重點是HAX經新冠疫情期間兩個季度後，基本分飆升至95分，這是因2020年第三季度的業績強勁增長，營收和稅後利潤分別同比增長了31.39%和263.53%。與行業總體水平相比，這是一個更好的增長。
  - 根據HAX的數據，由於客戶在2020年第4季度有取車的預定合約，該業務在2020年第4季度的業績可能會保持高增長。
  - 以目前的價格水平，HAX的P / E TTM為8.6倍，與8.8倍的行業平均水平相當。
  - HAX的價格圖表觸及52週高點，並觸及第3波上漲趨勢的第1個目標17.64 ；與20天均值相比，成交量激增。我們認為短期風險仍然較低，如果價格圖表突破17.64，短期上漲趨勢可能會擴展至21.5。因此，我們認為，當價格圖表完全超過17.64水平時，短期投資者可以繼續持有股票，並可以考慮買進新股票或增加該股的持有比例。
- 



Yuanta  
Securities Vietnam





# HAX - 價格走勢圖處於強勁增長時期





Yuanta  
Securities Vietnam



# 短期建議列表

---

# 短期建議列表

股碼	股價	短期趨勢	中期趨勢	建議買進日期	T+交易	短期買進價格	Stop loss	報酬%	建議	短期風險評估
HPG	32.25	上漲	上漲	5/8/2020	T+74	23.00	30.32	40.22%	持有	期強勁波動
VIB	32.85	上漲	上漲	7/8/2020	T+72	19.50	32.04	68.46%	持有	Sideways
DCM	12.40	上漲	上漲	14/8/2020	T+67	8.70	12.03	42.53%	持有	期強勁波動
VGC	23.00	上漲	上漲	28/9/2020	T+36	23.50	22.55	-2.13%	持有	Sideways
GIL	36.90	上漲	上漲	27/10/2020	T+15	29.55	35.18	24.87%	持有	期強勁波動
HDC	25.00	上漲	上漲	4/11/2020	T+9	23.60	23.47	5.93%	持有	期強勁波動
GVR	16.75	上漲	上漲	4/11/2020	T+9	15.50	15.73	8.06%	持有	期強勁波動
LCG	11.20	上漲	上漲	5/11/2020	T+8	10.30	9.97	8.74%	持有	期強勁波動
SZC	25.85	上漲	下跌	5/11/2020	T+8	25.75	24.79	0.39%	持有	Sideways
ACB	26.20	上漲	上漲	5/11/2020	T+8	25.50	25.26	2.75%	持有	期強勁波動
KDC	36.15	上漲	上漲	9/11/2020	T+6	35.80	35.28	0.98%	持有	Sideways
CTG	31.90	上漲	上漲	10/11/2020	T+5	30.95	29.85	3.07%	持有	期強勁波動
VHC	44.50	上漲	上漲	10/11/2020	T+5	44.00	43.53	1.14%	持有	Sideways
SMC	13.50	上漲	上漲	10/11/2020	T+5	13.00	12.46	3.85%	持有	Sideways



# 短期建議列表

股碼	股價	短期趨勢	中期趨勢	建議買進日期	T+交易	短期買進價格	Stop loss	報酬%	建議	短期風險評估
AGR	5.22	上漲	上漲	11/11/2020	T+4	4.87	4.56	7.19%	持有	期強勁波動
BMP	55.20	上漲	上漲	11/11/2020	T+4	56.00	53.59	-1.43%	持有	Sideways
NKG	10.70	上漲	上漲	12/11/2020	T+3	9.20	9.47	16.30%	持有	Sideways
BMI	28.70	上漲	上漲	13/11/2020	T+2	29.00	27.05	-1.03%	持有	期強勁波動
MWG	109.70	上漲	上漲	13/11/2020	T+2	111.10	106.20	-1.26%	持有	Sideways
LPB	11.85	上漲	上漲	16/11/2020	T+1	12.15	11.34	-2.47%	持有	Sideways





Yuanta  
Securities Vietnam



## 個人客戶分析部

Nguyễn Th ệ Minh

研究分析經理

+84 28 3622 6868 ext 3826

[minh.nguyen@yuanta.com.vn](mailto:minh.nguyen@yuanta.com.vn)

Quách Đức Khánh

高級分析專員

+84 28 3622 6868 ext 3833

[khanh.quach@yuanta.com.vn](mailto:khanh.quach@yuanta.com.vn)

Phạm Tấn Phát

高級分析專員

+84 28 3622 6868 ext 3880

[phat.pham@yuanta.com.vn](mailto:phat.pham@yuanta.com.vn)

Lý Thị Hi ền

研究分析主管

+84 28 3622 6868 ext 3908

[hien.ly@yuanta.com.vn](mailto:hien.ly@yuanta.com.vn)

Nguyễn Trịnh Ngọc Hồng

分析專員

+84 28 3622 6868 ext 3832

[hong.nguyen@yuanta.com.vn](mailto:hong.nguyen@yuanta.com.vn)

# 聯繫



# Global Disclaimer



*Yuanta  
Securities Vietnam*

© 2018 Yuanta. All rights reserved. The information in this report has been compiled from sources we believe to be reliable, but we do not hold ourselves responsible for its completeness or accuracy. It is not an offer to sell or solicitation of an offer to buy any securities. All opinions and estimates included in this report constitute our judgment as of this date and are subject to change without notice.

This report provides general information only. Neither the information nor any opinion expressed herein constitutes an offer or invitation to make an offer to buy or sell securities or other investments. This material is prepared for general circulation to clients and is not intended to provide tailored investment advice and does not take into account the individual financial situation and objectives of any specific person who may receive this report. Investors should seek financial advice regarding the appropriateness of investing in any securities, investments or investment strategies discussed or recommended in this report. The information contained in this report has been compiled from sources believed to be reliable but no representation or warranty, express or implied, is made as to its accuracy, completeness or correctness. This report is not (and should not be construed as) a solicitation to act as securities broker or dealer in any jurisdiction by any person or company that is not legally permitted to carry on such business in that jurisdiction.

Yuanta research is distributed in the United States only to Major U.S. Institutional Investors (as defined in Rule 15a-6 under the Securities Exchange Act of 1934, as amended and SEC staff interpretations thereof). All transactions by a US person in the securities mentioned in this report must be effected through a registered broker-dealer under Section 15 of the Securities Exchange Act of 1934, as amended. Yuanta research is distributed in Taiwan by Yuanta Securities Investment Consulting. Yuanta research is distributed in Hong Kong by Yuanta Securities (Hong Kong) Co. Limited, which is licensed in Hong Kong by the Securities and Futures Commission for regulated activities, including Type 4 regulated activity (advising on securities). In Hong Kong, this research report may not be redistributed, retransmitted or disclosed, in whole or in part or and any form or manner, without the express written consent of Yuanta Securities (Hong Kong) Co. Limited.