

當日市場：市場的供需逐漸得到平衡

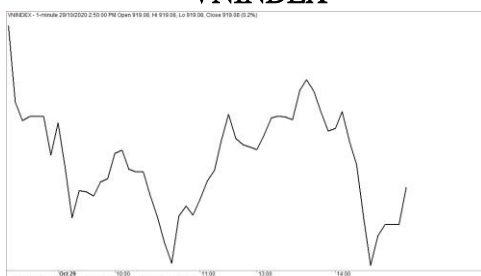
2020/10/29

市場走勢

市場指數	VNI	HNI	UPCOM
收盤	919.08	134.37	62.74
%日	-0.21%	0.25%	0.02%
%週	-3.24%	-4.61%	-1.41%
%月	1.67%	2.00%	1.98%
%年	-7.71%	28.36%	11.32%
成交值(十億盾)			
當日	7,821	619	402
日均量/週	8,651	811	373
日均量/月	8,264	872	525
外資進出			
買進	600.96	14.34	9.28
賣出	936.03	20.71	10.42
買賣超	-335.07	-6.36	-1.14
市場漲跌家數			
上漲	164	74	74
下跌	139	75	115
持平	96	212	714
市場指標			
P/E	15.16	10.15	20.09
總市值 (兆盾)	3,281	240	851
股息殖利 率	2.33%	4.00%	4.37%

資料源: Bloomberg - YSVN

VNINDEX



HNIINDEX



市場走勢

下跌趨勢繼續為市場的主要趨勢，導致指數在盤中的大部分時間內是以紅跌為直到。積極的是，供需已逐漸重新得到平衡，從而幫助指數在接近尾盤時減少和恢復。VN-Index 將跌幅收窄至 0.21%，收於 919.08 點。在 HNX 上，HNX-Index 逆轉並上漲 0.25%，收於 134.37 點。Upcom-Index 收於略高於參考水平。當低價供應出現放緩的跡象時，三大市場的交易價值達 7 兆 9,630 億越南盾。

在午盤中，市場沒有出現與前兩盤相同的強勁拋售壓力。股市出現分化，市場廣度再次平衡。PNJ (+1.2%)，PLX (+1.5%)，MBB (+1.4%)，SSI (+2.4%)，HDB (+2.6%)，STB (+3.1%) 處於上漲趨勢。相反，CTG (-2.7%)，MWG (-2.6%) 和 MSN (-2.3%) 是負面的股票。MSN 在盤中跌停，使許多人驚訝，但在 ATC 中該股重新被買進。

外資仍然在市場上賣超，價值為 3,430 億越南盾，其中賣壓集中在 MSN (3,610 億)，VRE (560 億) 和 VJC (250 億)。在買超方面，HPG (450 億)，SSI (210 億) 和 STB (190 億) 是外資積極買進的股票。

市場短期觀點

我們認為市場可能會在下一盤繼續恢復，但我們認為這只是一個非常短暫的恢復階段，因跌幅不足以吸引短期需求返回。同時，我們認為短期風險仍然很高，中型股和小型股很可能出現強勁下跌的趨勢，而大型股可能會繼續窄幅內累積。此外，短期情緒指標繼續跌入過度悲觀的區域，表明市場可能會在有短期技術的恢復階段。

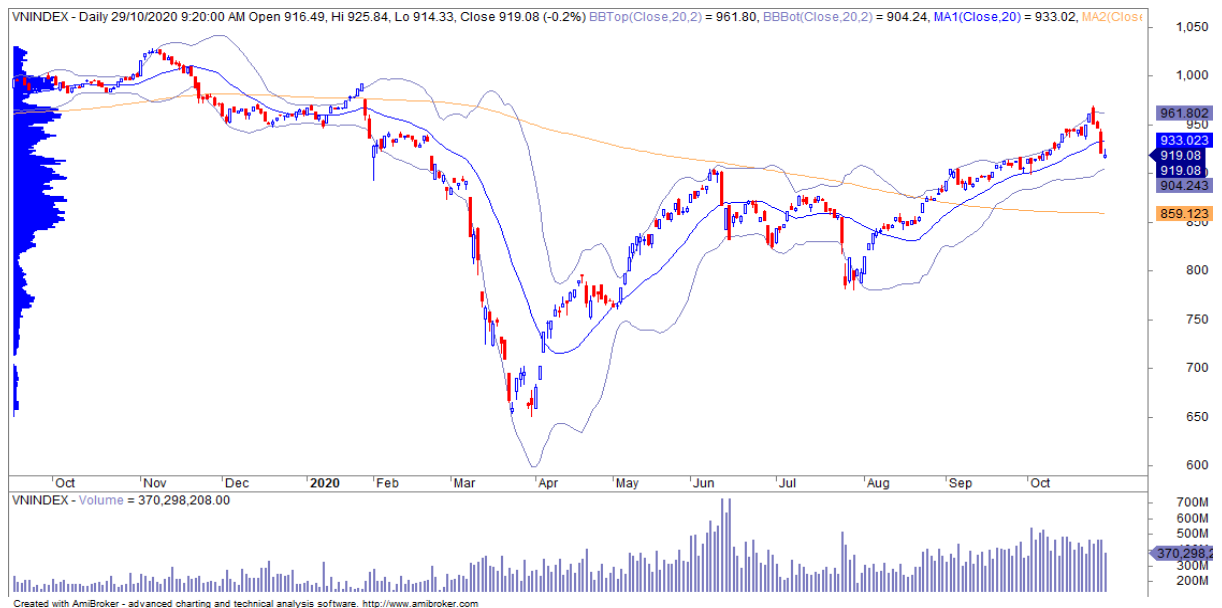
總體市場的短期趨勢仍然是下跌。因此，我們建議短期投資者繼續利用恢復階段，以降低股票比重，將槓桿率降低至低水平，短期投資者不應在當前進行新的投資。

請在 <https://ysradar.yuanta.com.vn/> 查看有關股票的信號。



We Create Fortune

技術分析圖



指數技術分析圖 VN-Index



指數技術分析圖 HNX-Index

指數	短期趨勢	中期趨勢	阻力區 1	阻力區 2	支撐區 1	支撐區 2
VN-Index	下跌	上漲	970	1,000	905	890
HNX-Index	下跌	上漲	142	153	132	114
VN30	下跌	上漲	950	990	903	870
VNMidcaps	下跌	上漲	992	1,030	969	963
VNSmallcaps	下跌	上漲	835	845	822	804

We Create Fortune

胡志明市交易所 (HSX)

	收盤	漲跌%
VNI	919.08	-0.21%
VN30	886.68	-0.25%
VN Mid	968.17	0.52%
VN Small	812.03	0.43%

河內交易所 (HSX)

	收盤	漲跌%
HNI	134.37	0.25%
HN30	246.3	-0.07%
VNX AllSh	849.13	-0.03%

UPCOM 市場 (UPCoM)

	收盤	漲跌%
UPCoM	62.74	0.02%

外資交易	成交值 (十億盾)
買進	600.96
賣出	936.03
買超/賣超	-335.07

外資交易	成交值 (十億盾)
買進	14.34
賣出	20.71
買超/賣超	-6.36

外資交易	成交值 (十億盾)
買進	9.28
賣出	10.42
買超/賣超	-1.14

上漲排名/ 股碼	漲跌 (VND)	漲跌%
CSV	1800	6.92%
CVT	1550	6.92%
LHG	1500	6.49%
STK	1000	5.93%
IMP	2700	5.83%

上漲排名/ 股碼	漲跌 (VND)	漲跌%
VIX	1100	9.65%
HUT	100	4.17%
DTD	700	3.11%
PLC	400	1.92%
SHS	200	1.64%

上漲排名/ 股碼	漲跌 (VND)	漲跌%
DDV	871	14.05%
KLB	96	0.81%
VIB	246	0.76%
G36	31	0.35%
CTR	164	0.35%

下跌排名/ 股碼	漲跌 (VND)	漲跌%
HNG	-600	-5.22%
FLC	-150	-3.49%
BCG	-260	-3.40%
NAF	-600	-2.82%
TCL	-700	-2.75%

下跌排名/ 股碼	漲跌 (VND)	漲跌%
LAS	-400	-4.94%
TIG	-200	-3.39%
NVB	-200	-2.22%
NTP	-700	-2.02%
TAR	-400	-1.97%

下跌排名/ 股碼	漲跌 (VND)	漲跌%
C4G	-324	-4.15%
OIL	-211	-2.57%
MSR	-375	-2.25%
ACV	-1133	-1.81%
BSR	-100	-1.49%

*備註：市值>5,000 億盾；成交值>15 億盾

市值排名/ 股碼	十億盾
VIC	338,920
VCB	312,287
VHM	248,687
VNM	224,428
BID	158,065

市值排名/ 股碼	十億盾
ACB	51,445
SHB	26,330
VCG	18,110
VCS	11,066
IDC	7,650

市值排名/ 股碼	十億盾
ACV	136,254
VEA	56,632
MCH	51,464
VIB	29,769
BSR	20,807

交易量排 名/股碼	成交值	30 日均
TCB	36,149,460	19,061,155
HPG	20,778,840	17,341,883
STB	13,046,030	20,448,940
CTG	11,708,930	8,979,868
GEX	10,996,060	6,668,391

交易量排 名/股碼	成交值	30 日均
ACB	8,991,393	11,505,584
PVS	3,605,267	5,997,142
MST	3,351,331	620,536
SHS	3,025,275	3,685,413
SHB	2,798,096	3,350,454

交易量排 名/股碼	成交值	30 日均
DDV	7,334,200	13,781
VIB	2,143,400	1,902,395
KLB	1,886,088	37,655
BSR	1,463,700	2,915,640
BVB	1,071,900	1,721,670

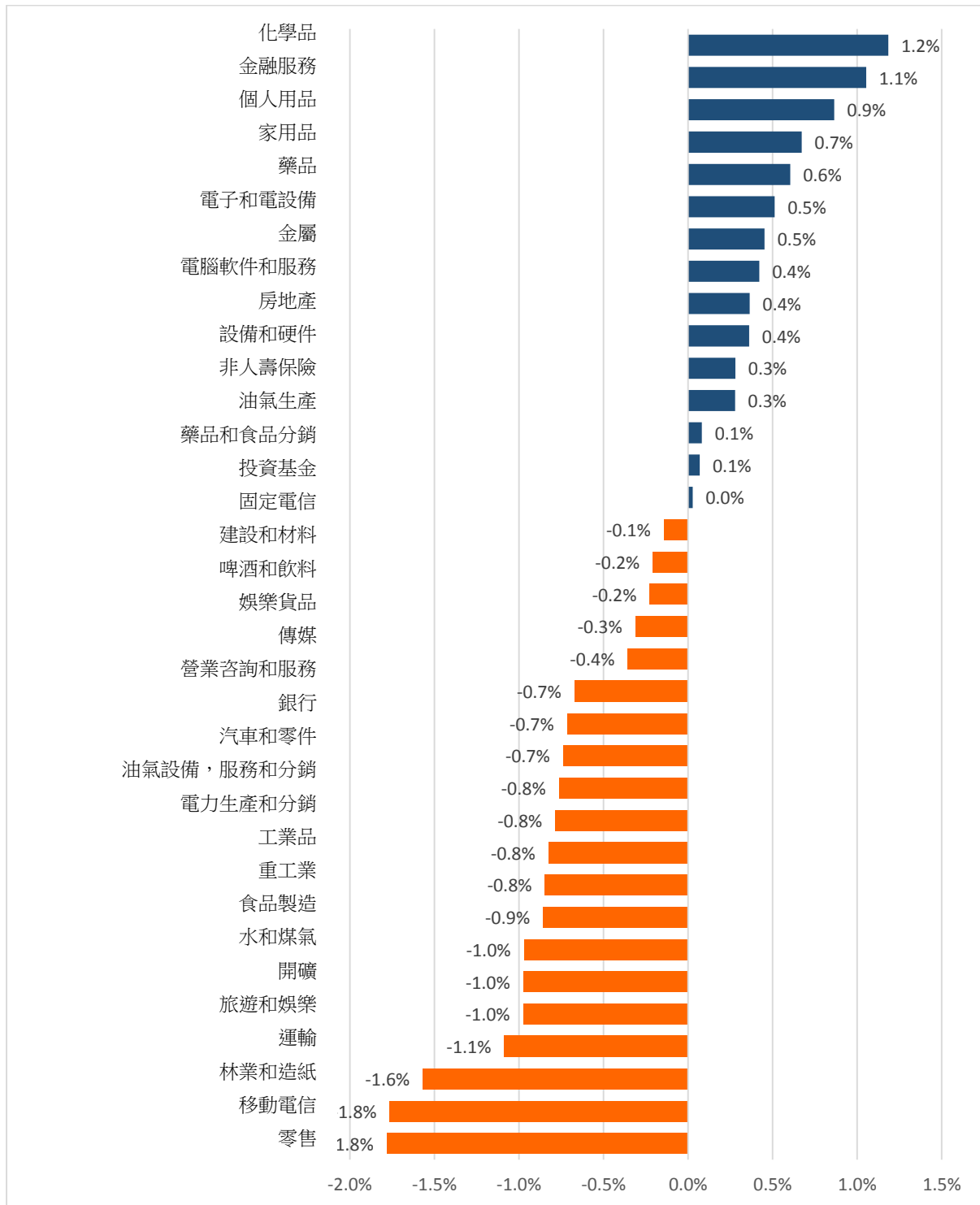
資料源: Bloomberg & Yuanta Research

資料源: Bloomberg & Yuanta Research

資料源: Bloomberg & Yuanta Research

We Create Fortune

各行業板塊的交易走勢

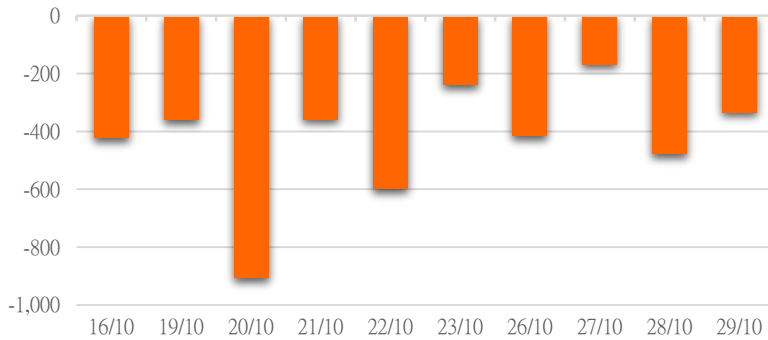


資料源: FiinPro - YSVN

We Create Fortune

外資買進賣統計

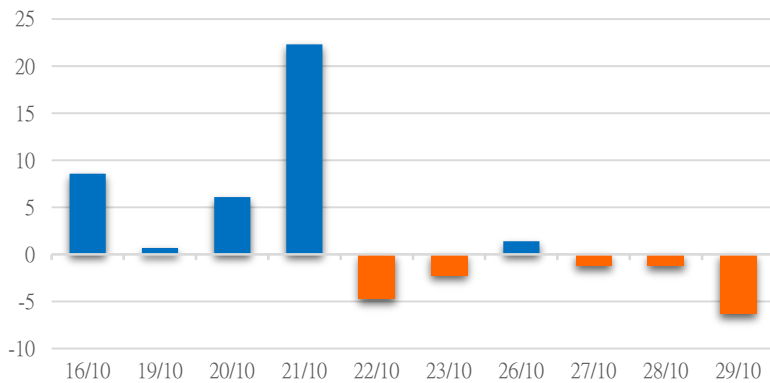
HSX 外資每日買/賣超



證券代碼	買超金額 (百萬盾)	證券代碼	賣超金額 (百萬盾)
HPG	45,329	MSN	361,353
SSI	20,612	VRE	56,675
STB	19,175	VJC	24,687
DGW	16,339	VNM	22,748
VHM	16,005	BID	18,125

HSX 外資買/賣超的前 5 名

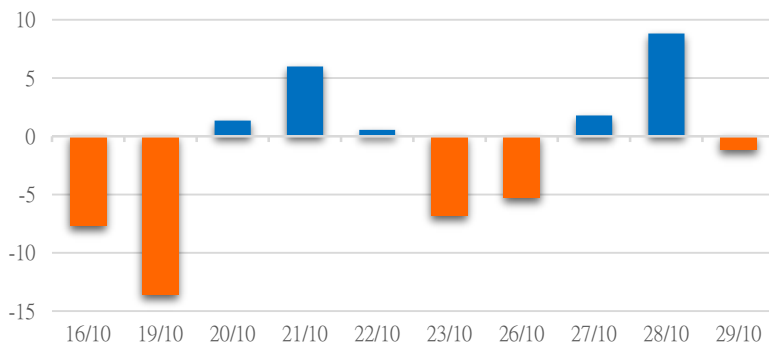
HNX 外資每日買/賣超



證券代碼	買超金額 (百萬盾)	證券代碼	賣超金額 (百萬盾)
PLC	246	SD9	2,606
INN	155	SHS	1,464
PIA	135	BVS	992
NHA	94	SD6	891
WCS	81	VCG	411

HNX 外資買/賣超的前 5 名

UPCOM 外資每日買/賣超



證券代碼	買超金額 (百萬盾)	證券代碼	賣超金額 (百萬盾)
ACV	773	VEA	1,867
LTG	747	MSR	807
MCH	256	GHC	179
SWC	146	HEC	104
BVB	139	BSR	76

UPCOM 外資買/賣超的前 5 名

源: FiinPro - YSVN



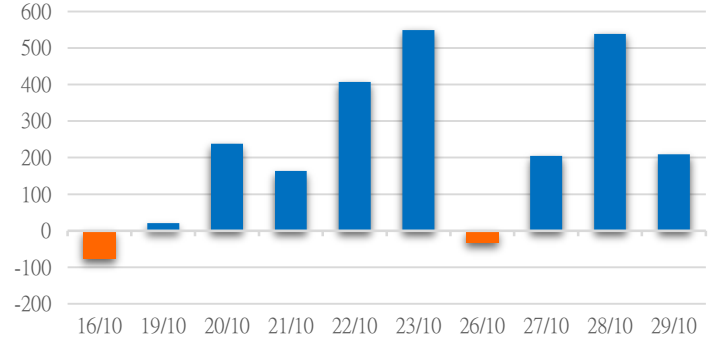
We Create **Fortune**

自營進出統計

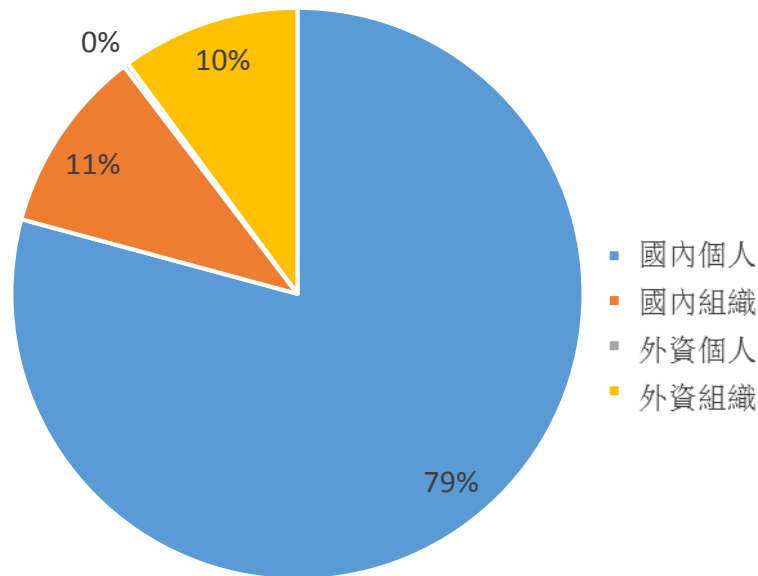
證券代碼	買超金額 (百萬盾)	證券代碼	賣超金額 (百萬盾)
TCB	31,797	SHI	33,015
HPG	24,428	DIG	4,052
MWG	19,185	FUEVFNND	1,062
VIC	16,851	BVH	219
VNM	15,805	HDG	213

券商自營交易最大前名

券商自營交易每日買/賣超 (bil.VND)



越南證券市場投資人類別統計

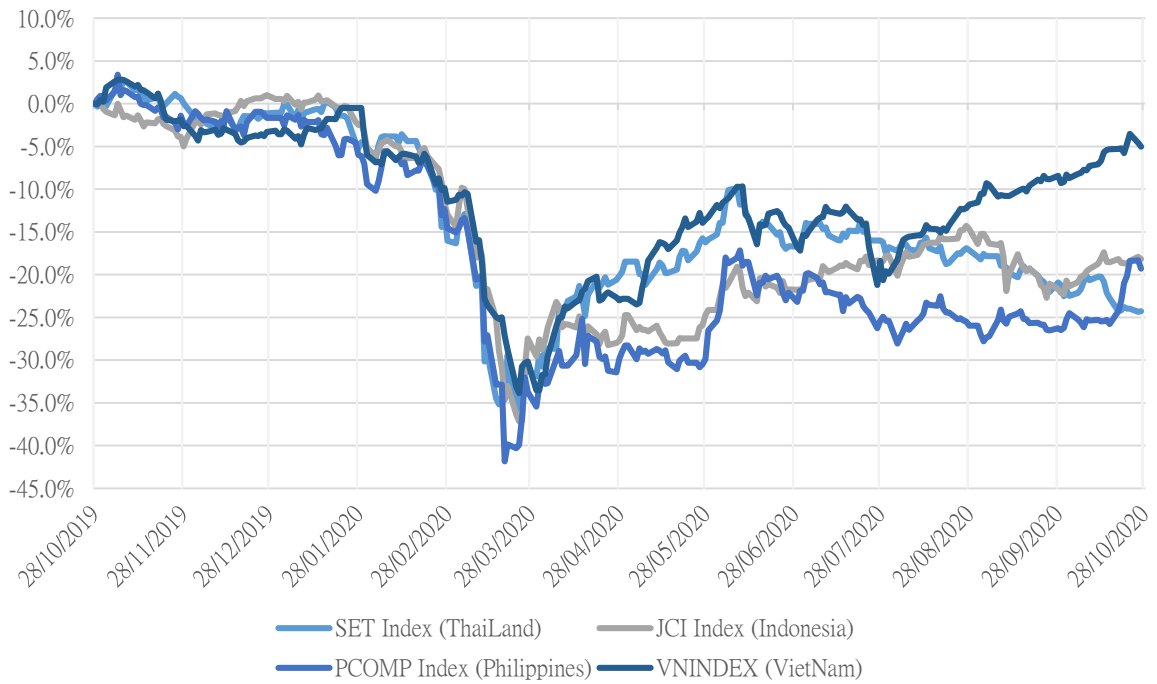


資料源: FinPro - YSVN



We Create Fortune

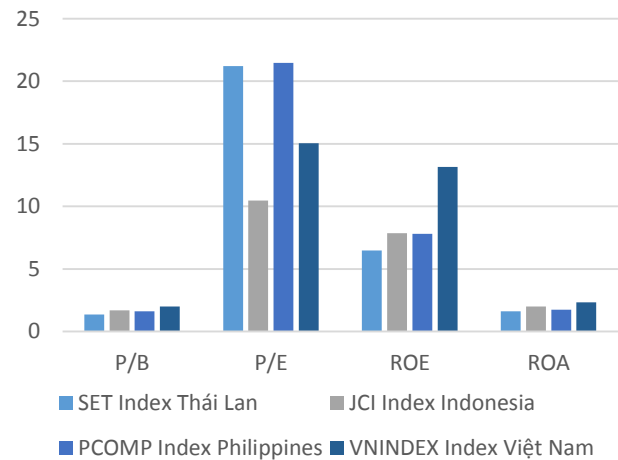
東南亞主要市場走勢比較



東南亞主要市場數據

		Thailand	Indonesia	Philippines	Vietnam
P/B		1.4x	1.7x	1.6x	2.0x
P/E		21.2x	10.5x	21.5x	15.1x
ROE	%	6.48	7.86	7.82	13.15
ROA	%	1.63	1.99	1.73	2.34
Vốn hóa	Tỷ USD	419.70	404.47	168.72	147.88
GTGD	Triệu USD	1.17	0.52	0.09	0.33
LS cổ tức	%	3.52	2.72	1.77	1.80

源：Bloomberg & YSVN





We Create **Fortune**

元大證券（越南）公司

個人客戶分析部

Nguyễn Th ệ Minh

研究分析經理

+84 28 3622 6868 ext 3826

minh.nguyen@yuanta.com.vn

Quách Đức Khánh

高級分析專員

+84 28 3622 6868 ext 3833

khanh.quach@yuanta.com.vn

Nguyễn Trịnh Ngọc Hồng

分析專員

+84 28 3622 6868 ext 3832

hong.nguyen@yuanta.com.vn

Lý Thị Hi ệ n

研究分析主管

+84 28 3622 6868 ext 3908

hien.ly@yuanta.com.vn

Phạm Tấn Phát

高級分析專員

+84 28 3622 6868 ext 3880

phat.pham@yuanta.com.vn

個人客戶業務部

Nguyễn Thanh Tùng

總公司業務經理

+84 28 3622 6868 ext 3609

tung.nguyen@yuanta.com.vn

Nguyễn Việt Quang

河內分行經理

+84 28 3622 6868 ext 3404

quang.nguyen@yuanta.com.vn

Bùi Quốc Phong

同奈分行經理

+84 28 3622 6868

phong.bui@yuanta.com.vn

Võ Đình Tuấn

峴港分行經理

+84 28 3622 6868 ext 3301

tuan.vo@yuanta.com.vn

Võ Thị Thu Thủy

平陽分行經理

+84 28 3622 6868 ext 3505

thuy.vo@yuanta.com.vn

Chung Kim Hoa

華人客戶部經理

+84 28 3622 6868 ext 3828

hoa.chung@yuanta.com.vn

Nguyễn Đức Hoàn

河內南部營業中心經理

+84 28 3622 6868 ext 3409

hoan.nguyen@yuanta.com.vn

Nguyễn Mạnh Hoạt

堤岸分行經理

+84 28 3622 6868 ext 3847

hoat.nguyen@yuanta.com.vn

Đinh Thị Thu Cúc

頭頓分行經理

+84 28 3622 6868 ext 3203

cuc.dinh@yuanta.com.vn



We Create **Fortune**

Appendix A: Important Disclosures

Analyst Certification

Each research analyst primarily responsible for the content of this research report, in whole or in part, certifies that with respect to each security or issuer that the analyst covered in this report: (1) all of the views expressed accurately reflect his or her personal views about those securities or issuers; and (2) no part of his or her compensation was, is, or will be, directly or indirectly, related to the specific recommendations or views expressed by that research analyst in the research report.

Ratings Definitions

BUY: We have a positive outlook on the stock based on our expected absolute or relative return over the investment period. Our thesis is based on our analysis of the company's outlook, financial performance, catalysts, valuation and risk profile. We recommend investors add to their position.

HOLD-Outperform: In our view, the stock's fundamentals are relatively more attractive than peers at the current price. Our thesis is based on our analysis of the company's outlook, financial performance, catalysts, valuation and risk profile.

HOLD-Underperform: In our view, the stock's fundamentals are relatively less attractive than peers at the current price. Our thesis is based on our analysis of the company's outlook, financial performance, catalysts, valuation and risk profile.

SELL: We have a negative outlook on the stock based on our expected absolute or relative return over the investment period. Our thesis is based on our analysis of the company's outlook, financial performance, catalysts, valuation and risk profile. We recommend investors reduce their position.

Under Review: We actively follow the company, although our estimates, rating and target price are under review.

Restricted: The rating and target price have been suspended temporarily to comply with applicable regulations and/or Yuanta policies.

Note: Yuanta research coverage with a Target Price is based on an investment period of 12 months. Greater China Discovery Series coverage does not have a formal 12 month Target Price and the recommendation is based on an investment period specified by the analyst in the report.

Global Disclaimer

© 2018 Yuanta. All rights reserved. The information in this report has been compiled from sources we believe to be reliable, but we do not hold ourselves responsible for its completeness or accuracy. It is not an offer to sell or solicitation of an offer to buy any securities. All opinions and estimates included in this report constitute our judgment as of this date and are subject to change without notice.

This report provides general information only. Neither the information nor any opinion expressed herein constitutes an offer or invitation to make an offer to buy or sell securities or other investments. This material is prepared for general circulation to clients and is not intended to provide tailored investment advice and does not take into account the individual financial situation and objectives of any specific person who may receive this report. Investors should seek financial advice regarding the appropriateness of investing in any securities, investments or investment strategies discussed or recommended in this report. The information contained in this report has been compiled from sources believed to be reliable but no representation or warranty, express or implied, is made as to its accuracy, completeness or correctness. This report is not (and should not be construed as) a solicitation to act as securities broker or dealer in any jurisdiction by any person or company that is not legally permitted to carry on such business in that jurisdiction.

Yuanta research is distributed in the United States only to Major U.S. Institutional Investors (as defined in Rule 15a-6 under the Securities Exchange Act of 1934, as amended and SEC staff interpretations thereof). All transactions by a US person in the securities mentioned in this report must be effected through a registered broker-dealer under Section 15 of the Securities Exchange Act of 1934, as amended. Yuanta research is distributed in Taiwan by Yuanta Securities Investment Consulting. Yuanta research is distributed in Hong Kong by Yuanta Securities (Hong Kong) Co. Limited, which is licensed in Hong Kong by the Securities and Futures Commission for regulated activities, including Type 4 regulated activity (advising on securities). In Hong Kong, this research report may not be redistributed, retransmitted or disclosed, in whole or in part or any form or manner, without the express written