

當日市場：來自大型股的修正階段

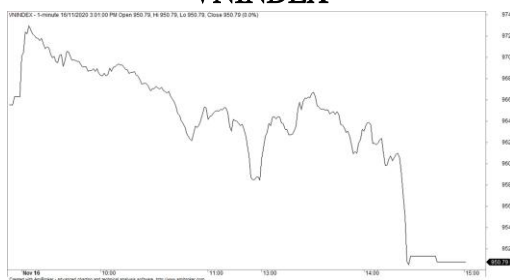
2020/11/16

市場走勢

市場指數	VNI	HNI	UPCOM
收盤	950.79	143.36	64.85
%日	-1.60%	-0.95%	0.23%
%週	-0.13%	1.24%	1.30%
%月	0.79%	2.53%	1.57%
%年	-5.87%	35.21%	13.77%
成交值(十億盾)			
當日	10,088	895	472
日均量/週	8,153	961	395
日均量/月	7,683	738	407
外資進出			
買進	729.76	8.17	24.93
賣出	1,128.67	11.76	15.22
買賣超	-398.91	-3.58	9.71
市場漲跌家數			
上漲	112	57	99
下跌	221	97	90
持平	67	206	714
市場指標			
P/E	16.17	10.35	22.70
總市值 (兆盾)	3,486	254	857
股息殖利 ²	2.27%	3.78%	4.41%

資料源: Bloomberg - YSVN

VNINDEX



HNIINDEX



市場走勢

午盤的賣壓增加，使當天的市場不太愉快。VN-Index 在大當日的高位 972 後就回頭下跌 1.6%，收於 950.79 點。HNX-Index 同樣下跌 0.95%，收於 143.36 點。相反，Upcom-Index 上漲了 0.23%。市場在當天急劇下跌，使交易價值強勁增長至 10 兆 6,510 億越南盾。

支柱股票上強大的拋售壓力是該指數下跌的原因。具體，包括 Vingroup (VIC (-5%)，VHM (-2.2%)，VRE (-1.3%)) 以及 GAS (-1.4%)，SAB (-1.7%)，PNJ (-2.3%)，HDB (-2.5%) 等股票跌幅很大。MSN (-6.9%) 在達到 98,000 越南盾的高位後，收市跌至 83,900 越南盾。

建材股 HPG (+0.9%)，HSG (+0.6%) 尤其是 NKG (+7%) 逆市而行。

儘管修正壓力占主導地位，但投機性現金流仍然活躍，幫助 ASM (+3.7%)，SCR (+3.4%)，CVT (+2.6%)，IDI (+1.4%) 背道而馳。

外資經上週短暫的買超盤後，在當天又賣超 3,920 億越南盾。主要拋售 HDB (960 億)，CTG (930 億) 和 MSN (880 億)。在買超方面，外資集中買進 VRE (760 億)，MBB (370 億) 和 VNM (270 億)。

市場短期觀點

我們認為市場在下一盤可能仍會出現修正階段，VN-Index 可能會重新測試 942 點的支撐位。積極的是，現金流沒有在市場上全面拋售股票，拋售壓力主要集中在大型股 (Vingroup 和 MSN) 上。同時，心理指標仍保持樂觀區域的上升趨勢，表明跌勢主要受少數大盤股影響，短期風險仍然較低，因此我們仍傾向於 VN-Index 可能超過 970 點的阻力位的情況。

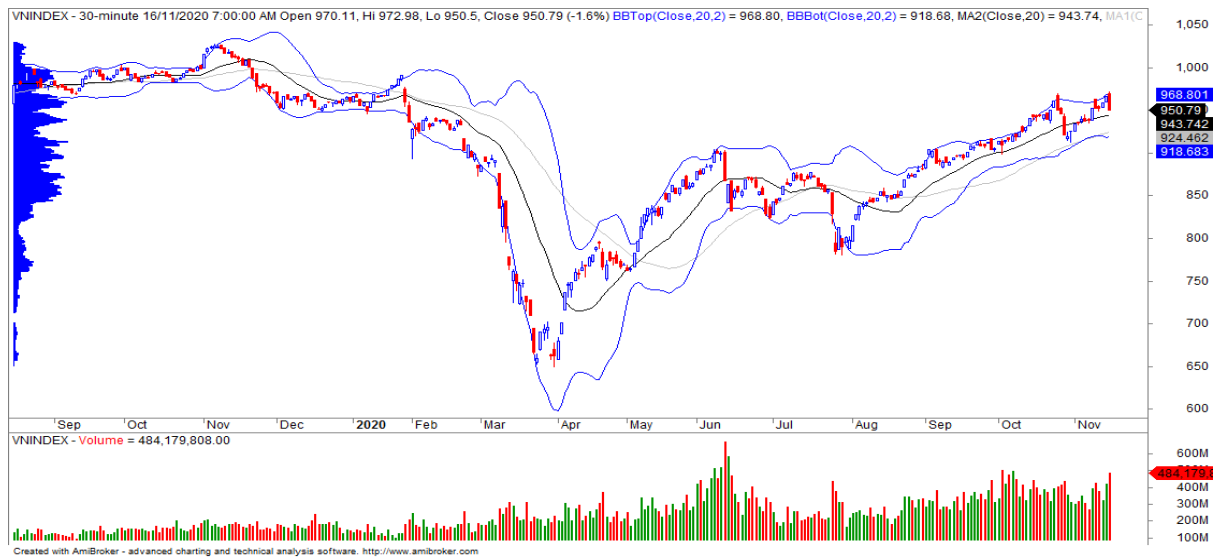
總觀市場的短期趨勢仍然為上漲。因此，我們建議短期投資者繼續利用修正來增加股票比重，並進行新的投資。

請在 <https://ysradar.yuanta.com.vn/> 查看有關股票的信號。



We Create Fortune

技術分析圖



指數技術分析圖 VN-Index



指數技術分析圖 HNX-Index

指數	短期趨勢	中期趨勢	阻力區 1	阻力區 2	支撐區 1	支撐區 2
VN-Index	上漲	上漲	970	1,000	942	890
HNX-Index	上漲	上漲	142	153	132	114
VN30	上漲	上漲	950	990	903	870
VNMidcaps	上漲	上漲	992	1,030	969	963
VNSmallcaps	上漲	上漲	835	845	822	804

We Create Fortune

胡志明市交易所 (HSX)

	收盤	漲跌%
VNI	950.79	-1.60%
VN30	915.97	-1.64%
VN Mid	1035.28	-0.82%
VN Small	865.41	0.03%

河內交易所 (HSX)

	收盤	漲跌%
HNI	143.36	-0.95%
HN30	261.87	-0.86%
VNX AllSh	881.03	-1.54%

UPCOM 市場 (UPCoM)

	收盤	漲跌%
UPCoM	64.85	0.23%

外資交易	成交值(十億盾)
買進	729.76
賣出	1128.67
買超/賣超	-398.91

外資交易	成交值(十億盾)
買進	8.17
賣出	11.76
買超/賣超	-3.58

外資交易	成交值(十億盾)
買進	24.93
賣出	15.22
買超/賣超	9.71

上漲排名/股碼	漲跌 (VND)	漲跌%
NKG	700	7.00%
TVB	700	7.00%
DHA	2700	6.98%
AGR	340	6.97%
KOS	1850	6.67%

上漲排名/股碼	漲跌 (VND)	漲跌%
HLD	1100	3.68%
SLS	700	1.21%
NVB	100	1.18%
DDG	300	1.07%
IDC	100	0.38%

上漲排名/股碼	漲跌 (VND)	漲跌%
SIP	6467	5.54%
NTC	10822	4.12%
G36	252	2.36%
SKH	393	2.06%
MIG	185	1.55%

下跌排名/股碼	漲跌 (VND)	漲跌%
MSN	-6200	-6.88%
VIC	-5400	-5.03%
FLC	-220	-4.76%
ANV	-1050	-4.50%
TNA	-600	-4.38%

下跌排名/股碼	漲跌 (VND)	漲跌%
LAS	-600	-7.14%
VIX	-400	-2.68%
PLC	-600	-2.42%
PVS	-300	-1.99%
SHB	-300	-1.73%

下跌排名/股碼	漲跌 (VND)	漲跌%
NAB	-275	-1.92%
VGT	-125	-1.47%
MML	-596	-1.30%
LTG	-269	-1.09%
KLB	-105	-0.87%

*備註：市值>5,000 億盾；成交值>15 億盾

市值排名/股碼	十億盾
VIC	363,273
VCB	322,301
VHM	257,569
VNM	224,428
BID	162,087

市值排名/股碼	十億盾
ACB	57,281
SHB	30,367
VCG	18,419
VCS	11,795
IDC	7,950

市值排名/股碼	十億盾
ACV	150,230
VEA	61,735
MCH	56,488
BSR	21,508
MSR	15,407

交易量排名/股碼	成交值	30 日均
FLC	40,801,690	19,163,053
HPG	25,538,500	17,279,882
TCB	25,236,270	25,429,810
MBB	20,068,100	7,360,631
HAG	19,067,680	6,711,937

交易量排名/股碼	成交值	30 日均
PVS	10,840,889	5,205,378
ACB	9,214,187	9,960,622
VIX	4,778,078	1,231,209
SHS	4,012,443	2,717,957
NVB	3,077,000	2,151,030

交易量排名/股碼	成交值	30 日均
KLB	9,725,500	23,335
BSR	2,962,000	1,979,709
G36	1,595,100	1,171,887
AAS	1,114,300	257,243
BVB	840,871	1,386,339

資料源: Bloomberg & Yuanta Research

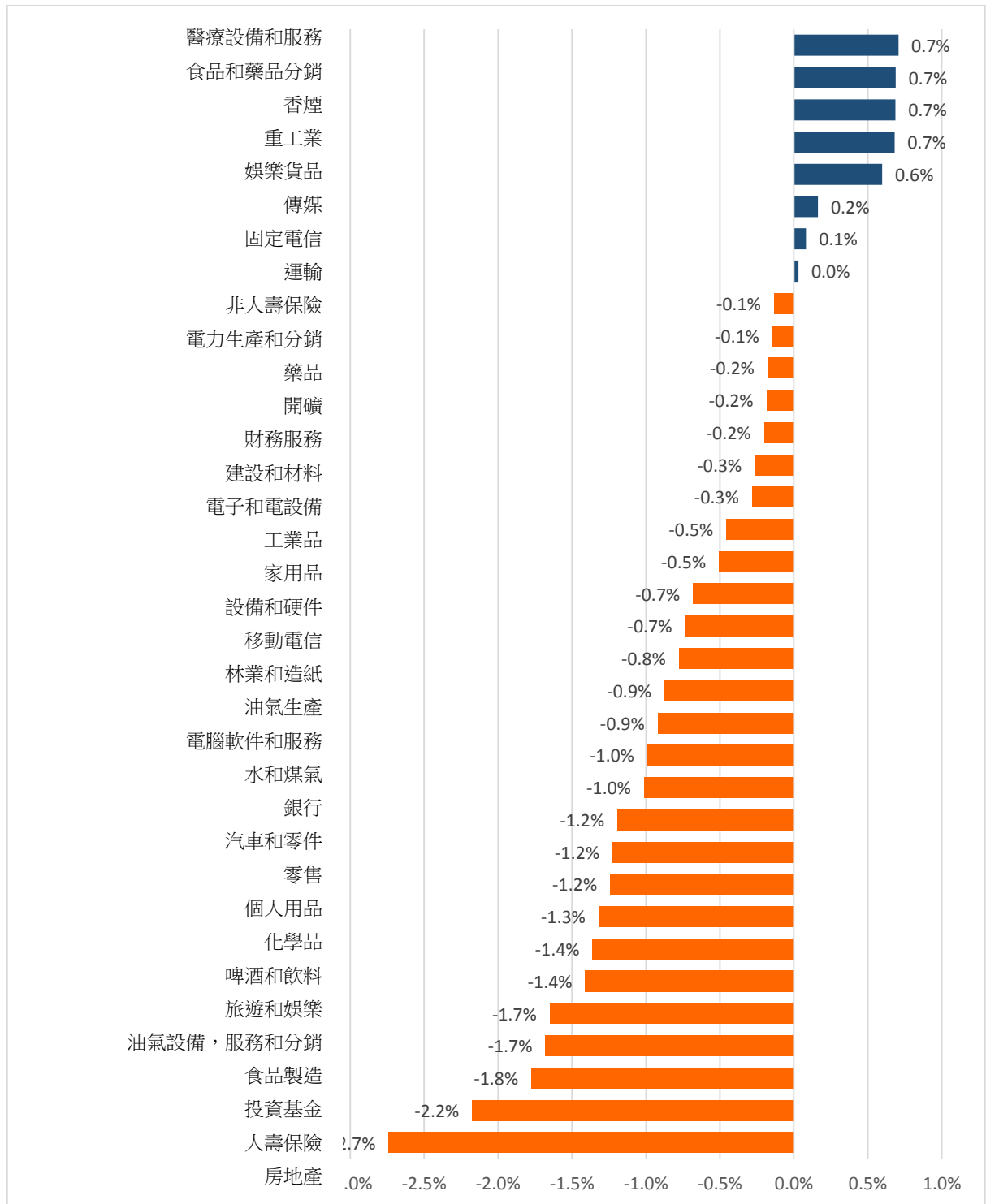
資料源: Bloomberg & Yuanta Research

資料源: Bloomberg & Yuanta Research



We Create Fortune

各行業板塊的交易走勢



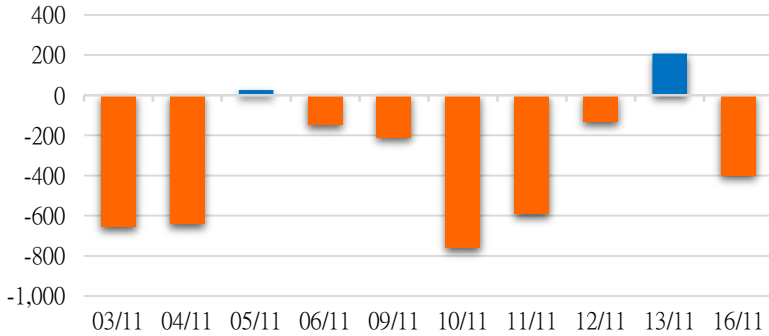
資料源:: FiinPro - YSVN



We Create Fortune

外資買進賣統計

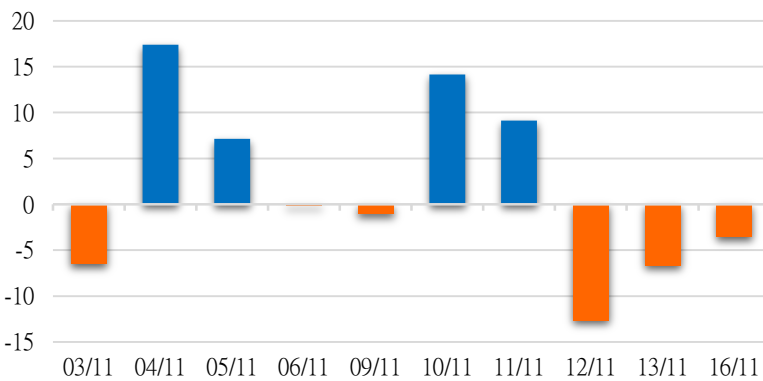
HSX 外資每日買/賣超



證券代碼	買超金額 (百萬盾)	證券代碼	賣超金額 (百萬盾)
VRE	75,558	HDB	95,939
MBB	36,642	CTG	92,591
VNM	27,261	MSN	87,675
GAS	26,356	VHM	59,373
HSG	21,092	HPG	58,525

HSX 外資買/賣超的前 5 名

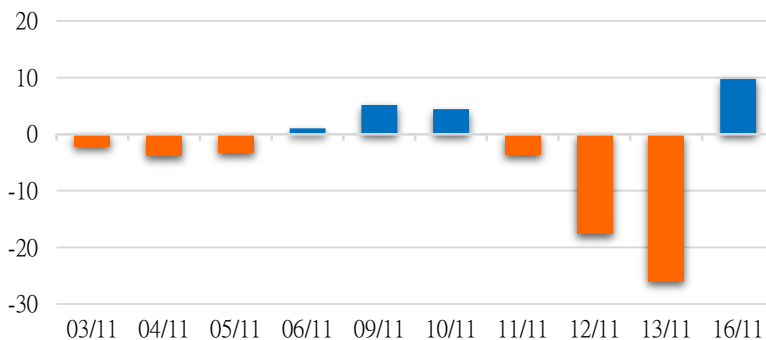
HNX 外資每日買/賣超



證券代碼	買超金額 (百萬盾)	證券代碼	賣超金額 (百萬盾)
PVS	3,646	TNG	5,500
IDV	906	SLS	1,415
BAX	420	SHS	1,001
VCS	390	LHC	439
BNA	228	VCG	422

HNX 外資買/賣超的前 5 名

UPCOM 外資每日買/賣超



證券代碼	買超金額 (百萬盾)	證券代碼	賣超金額 (百萬盾)
ACV	13,353	VEA	9,040
MCH	1,829	LTG	4,267
QNS	1,072	HPI	274
SIP	293	SKV	205
ICN	129	POS	154

UPCOM 外資買/賣超的前 5 名

源: FiinPro - YSVN



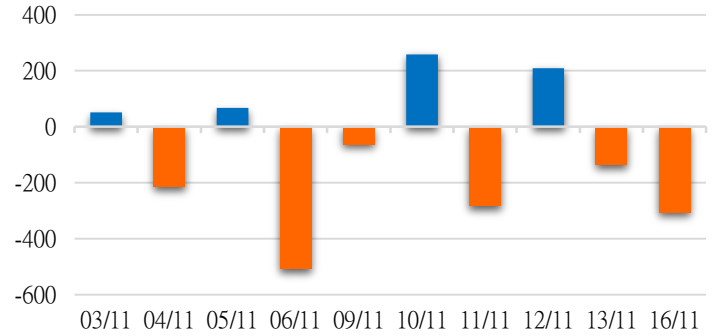
We Create **Fortune**

自營進出統計

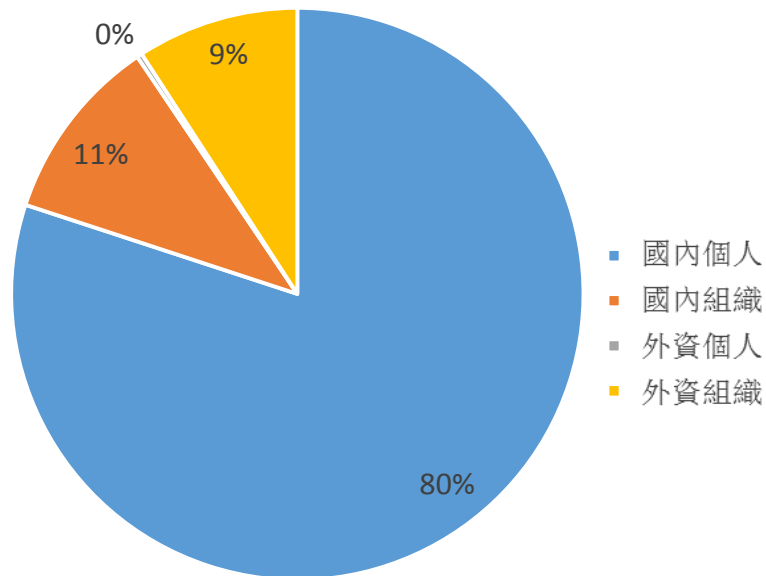
證券代碼	買超金額 (百萬盾)	證券代碼	賣超金額 (百萬盾)
PLX	13,235	VNM	38,132
GMD	8,902	HPG	34,795
DHC	5,181	VIC	27,292
FUESSVFL	1,617	TCB	23,679
GAS	1,073	VHM	19,425

券商自營交易最大前名

券商自營交易每日買/賣超 (bil.VND)



越南證券市場投資人類別統計



資料源: FinPro - YSVN



We Create Fortune

東南亞主要市場走勢比較

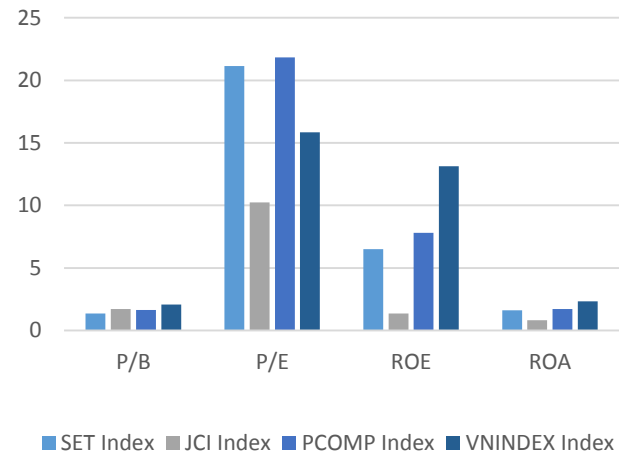


東南亞主要市場數據

		Thailand	Indonesia	Philippines	Vietnam
P/B		1.4x	1.7x	1.6x	2.0x
P/E		21.2x	10.5x	21.5x	15.1x
ROE	%	6.48	7.86	7.82	13.15
ROA	%	1.63	1.99	1.73	2.34
Vốn hóa	Tỷ USD	419.70	404.47	168.72	147.88
GTGD	Triệu USD	1.17	0.52	0.09	0.33
LS cổ tức	%	3.52	2.72	1.77	1.80

YSVN

源：
B
l
o
o
m
B
e
r
g
&





We Create **Fortune**

元大證券（越南）公司

個人客戶分析部

Nguyễn Th ệ Minh

研究分析經理

+84 28 3622 6868 ext 3826

minh.nguyen@yuanta.com.vn

Lý Thị Hi ệ n

研究分析主管

+84 28 3622 6868 ext 3908

hien.ly@yuanta.com.vn

Quách Đức Khánh

高級分析專員

+84 28 3622 6868 ext 3833

khanh.quach@yuanta.com.vn

Phạm Tấn Phát

高級分析專員

+84 28 3622 6868 ext 3880

phat.pham@yuanta.com.vn

Nguyễn Trịnh Ngọc Hồng

分析專員

+84 28 3622 6868 ext 3832

hong.nguyen@yuanta.com.vn

個人客戶業務部

Nguyễn Thanh Tùng

總公司業務經理

+84 28 3622 6868 ext 3609

tung.nguyen@yuanta.com.vn

Nguyễn Việt Quang

河內分行經理

+84 28 3622 6868 ext 3404

quang.nguyen@yuanta.com.vn

Võ Thị Thu Thủy

平陽分行經理

+84 28 3622 6868 ext 3505

thuy.vo@yuanta.com.vn

Nguyễn Mạnh Hoạt

堤岸分行經理

+84 28 3622 6868 ext 3847

hoat.nguyen@yuanta.com.vn

Bùi Quốc Phong

同奈分行經理

+84 28 3622 6868

phong.bui@yuanta.com.vn

Chung Kim Hoa

華人客戶部經理

+84 28 3622 6868 ext 3828

hoa.chung@yuanta.com.vn

Đinh Thị Thu Cúc

頭頓分行經理

+84 28 3622 6868 ext 3203

cuc.dinh@yuanta.com.vn

Võ Đình Tuấn

峴港分行經理

+84 28 3622 6868 ext 3301

tuan.vo@yuanta.com.vn

Nguyễn Đức Hoàn

河內南部營業中心經理

+84 28 3622 6868 ext 3409

hoan.nguyen@yuanta.com.vn



We Create **Fortune**

Appendix A: Important Disclosures

Analyst Certification

Each research analyst primarily responsible for the content of this research report, in whole or in part, certifies that with respect to each security or issuer that the analyst covered in this report: (1) all of the views expressed accurately reflect his or her personal views about those securities or issuers; and (2) no part of his or her compensation was, is, or will be, directly or indirectly, related to the specific recommendations or views expressed by that research analyst in the research report.

Ratings Definitions

BUY: We have a positive outlook on the stock based on our expected absolute or relative return over the investment period. Our thesis is based on our analysis of the company's outlook, financial performance, catalysts, valuation and risk profile. We recommend investors add to their position.

HOLD-Outperform: In our view, the stock's fundamentals are relatively more attractive than peers at the current price. Our thesis is based on our analysis of the company's outlook, financial performance, catalysts, valuation and risk profile.

HOLD-Underperform: In our view, the stock's fundamentals are relatively less attractive than peers at the current price. Our thesis is based on our analysis of the company's outlook, financial performance, catalysts, valuation and risk profile.

SELL: We have a negative outlook on the stock based on our expected absolute or relative return over the investment period. Our thesis is based on our analysis of the company's outlook, financial performance, catalysts, valuation and risk profile. We recommend investors reduce their position.

Under Review: We actively follow the company, although our estimates, rating and target price are under review.

Restricted: The rating and target price have been suspended temporarily to comply with applicable regulations and/or Yuanta policies.

Note: Yuanta research coverage with a Target Price is based on an investment period of 12 months. Greater China Discovery Series coverage does not have a formal 12 month Target Price and the recommendation is based on an investment period specified by the analyst in the report.

Global Disclaimer

© 2018 Yuanta. All rights reserved. The information in this report has been compiled from sources we believe to be reliable, but we do not hold ourselves responsible for its completeness or accuracy. It is not an offer to sell or solicitation of an offer to buy any securities. All opinions and estimates included in this report constitute our judgment as of this date and are subject to change without notice.

This report provides general information only. Neither the information nor any opinion expressed herein constitutes an offer or invitation to make an offer to buy or sell securities or other investments. This material is prepared for general circulation to clients and is not intended to provide tailored investment advice and does not take into account the individual financial situation and objectives of any specific person who may receive this report. Investors should seek financial advice regarding the appropriateness of investing in any securities, investments or investment strategies discussed or recommended in this report. The information contained in this report has been compiled from sources believed to be reliable but no representation or warranty, express or implied, is made as to its accuracy, completeness or correctness. This report is not (and should not be construed as) a solicitation to act as securities broker or dealer in any jurisdiction by any person or company that is not legally permitted to carry on such business in that jurisdiction.

Yuanta research is distributed in the United States only to Major U.S. Institutional Investors (as defined in Rule 15a-6 under the Securities Exchange Act of 1934, as amended and SEC staff interpretations thereof). All transactions by a US person in the securities mentioned in this report must be effected through a registered broker-dealer under Section 15 of the Securities Exchange Act of 1934, as amended. Yuanta research is distributed in Taiwan by Yuanta Securities Investment Consulting. Yuanta research is distributed in Hong Kong by Yuanta Securities (Hong Kong) Co. Limited, which is licensed in Hong Kong by the Securities and Futures Commission for regulated activities, including Type 4 regulated activity (advising on securities). In Hong Kong, this research report may not be redistributed, retransmitted or disclosed, in whole or in part or any form or manner, without the express written