

## 當日市場：VN-Index 有可能突破 970 點

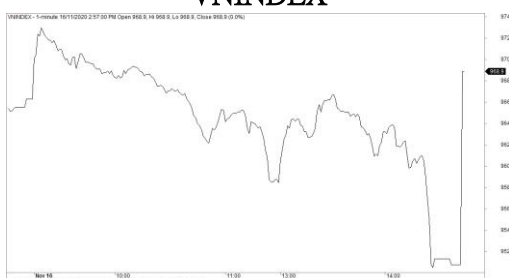
2020/11/17

### 市場走勢

市場指數	VNI	HNI	UPCOM
收盤	968.90	146.58	66.15
%日	1.90%	2.25%	2.00%
%週	1.79%	3.69%	3.10%
%月	2.71%	4.83%	3.60%
%年	-4.07%	38.24%	16.05%
<b>成交值(十億盾)</b>			
當日	7,809	1,275	1,292
日均量/週	7,830	1,011	535
日均量/月	7,625	766	441
<b>外資進出</b>			
買進	798.86	11.31	35.41
賣出	916.29	17.81	23.72
買賣超	-117.43	-6.49	11.69
<b>市場漲跌家數</b>			
上漲	234	106	107
下跌	82	48	91
持平	84	206	705
<b>市場指標</b>			
P/E	15.91	10.26	22.73
總市值 (兆盾)	3,430	252	858
股息殖利率	2.29%	3.79%	4.40%

資料源: Bloomberg - YSVN

### VNINDEX



### HNIINDEX



## 市場走勢

越南股市錄得輝煌的交易日，消除了之前較大的跌幅。VN-Index 在接近尾盤時擴大漲幅，收於 968.9 點，漲幅為 1.9%。HNX-Index 同步上漲 2.25%，收於 146.58 點。Upcom-Index 也上漲 2%。三大市場的交易價值保持在 8 兆 7,810 億越南盾的高水平。

上漲趨勢已經擴散到許多類股票。其中，油氣股（GAS（+4.1%），PVD（+5.6%），PVS（+5.4%）），建築材料股（HPG（+3.4%），NKG（+6.5%），HSG（+5.2%）），金融股（VPB（+3.5%），SSI（+3.1%），MBB（+2.6%），VCB（+2.1%））發揮了主導的作用。經前一盤的強勁賣盤後，Vingroup 的股票也逆轉上漲。激動的情緒已助市場的上漲股票完全佔壓倒性。

中型股和小型股也參與了市場的漲勢，VNMID-Index 和 VNSML-Index 分別上漲 1.62% 和 1.3%。DXG（+5.3%），ASM（+7%），LCG（+5.8%），AGR（+4.4%）等股票也獲得了強勁的漲幅。

外資在市場上賣超 1,120 億越南盾。他們主要拋售 HDB（1,440 億），PVD（390 億）和 VPB（270 億）。在買超方面，外資積極買進 MBB（580 億），VHM（490 億）和 VCB（230 億）。

## 市場短期觀點

我們認為 VN-Index 可能會重新測試 970 點的阻力位。同時，現金流保持在較高水平，市場仍處於處於積極的劇烈波動的階段，因此我們仍然傾向於 VN-Index 可以超過 970 點的情況。此外，現金流量仍在各類股票之間平均分配，並且樂觀區的情緒指標繼續為積極的增長，因此我們仍將風險評估在較低水平。

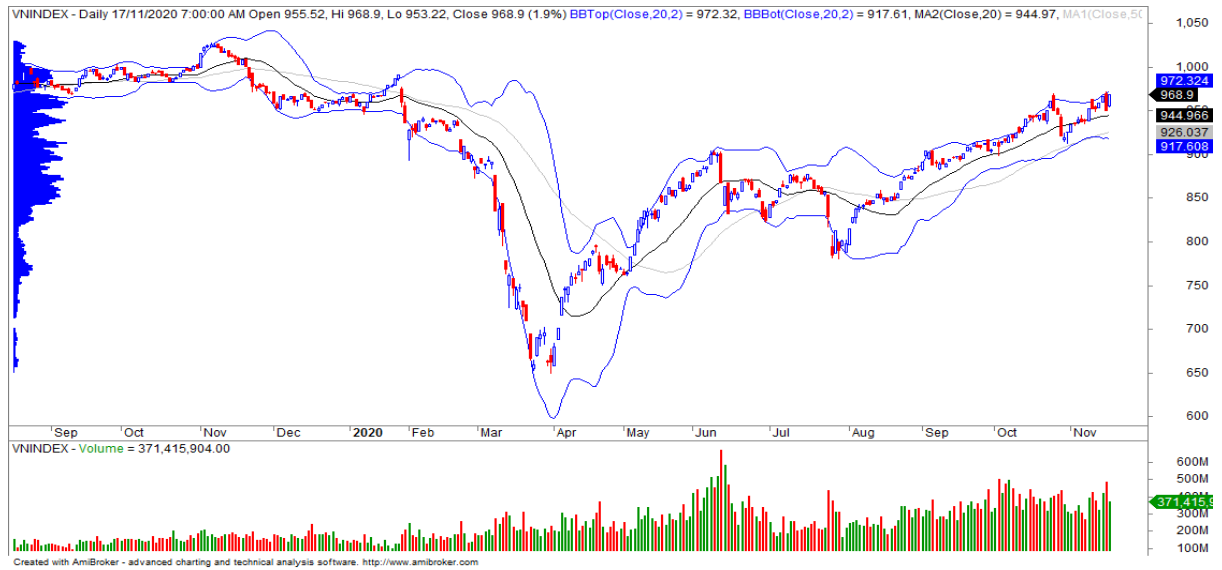
總觀市場的短期趨勢仍然為上漲。因此，我們建議短期投資者在投資組合中保持較高的股票比例，並利用修正階段來增加股票的比重，並開始新的投資。

請在 <https://ysradar.yuanta.com.vn/> 查看有關股票的信號。



We Create Fortune

## 技術分析圖



指數技術分析圖 VN-Index



指數技術分析圖 HNX-Index

指數	短期趨勢	中期趨勢	阻力區 1	阻力區 2	支撐區 1	支撐區 2
VN-Index	上漲	上漲	970	1,000	942	890
HNX-Index	上漲	上漲	149	153	132	114
VN30	上漲	上漲	950	990	903	870
VNMidcaps	上漲	上漲	992	1,030	969	963
VNSmallcaps	上漲	上漲	835	845	822	804



We Create Fortune

胡志明市交易所 (HSX)

	收盤	漲跌%
VNI	968.9	1.90%
VN30	934.65	2.04%
VN Mid	1052.03	1.62%
VN Small	876.62	1.30%

河內交易所 (HSX)

	收盤	漲跌%
HNI	146.58	2.25%
HN30	266.66	1.83%
VNX AllSh	898.32	1.96%

UPCOM 市場 (UPCoM)

	收盤	漲跌%
UPCoM	66.15	2.00%

外資交易	成交值 (十億盾)
買進	798.86
賣出	916.29
買超/賣超	-117.43

外資交易	成交值 (十億盾)
Mua	11.31
Bán	17.81
GT ròng	-6.49

外資交易	成交值 (十億盾)
Mua	35.41
Bán	23.72
GT ròng	11.69

上漲排名/ 股碼	漲跌 (VND)	漲跌%
ASM	700	6.97%
CVT	1950	6.94%
CTS	510	6.93%
GVR	1150	6.87%
ILB	1450	6.78%

上漲排名/ 股碼	漲跌 (VND)	漲跌%
HLD	2400	7.74%
SLS	4200	7.17%
VIX	1000	6.90%
PLC	1600	6.61%
PVS	800	5.41%

上漲排名/ 股碼	漲跌 (VND)	漲跌%
SEA	3324	11.83%
SIP	8683	7.05%
G36	498	4.53%
BSR	299	4.33%
SNZ	822	2.91%

下跌排名/ 股碼	漲跌 (VND)	漲跌%
VSH	-950	-4.81%
CEE	-400	-2.44%
SHI	-170	-2.07%
PET	-300	-2.05%
KDC	-650	-1.80%

下跌排名/ 股碼	漲跌 (VND)	漲跌%
LAS	-300	-3.85%
AMV	-100	-0.63%
TAR	-100	-0.49%
IDC	-100	-0.38%
VCG	-100	-0.24%

下跌排名/ 股碼	漲跌 (VND)	漲跌%
VCR	-199	-1.03%
LTG	-106	-0.43%
KDF	-154	-0.36%
MSR	-14	-0.09%
NAB	-7	-0.05%

\*備註：市值>5,000 億盾；成交值>15 億盾

市值排名/ 股碼	十億盾
VIC	345,008
VCB	318,222
VHM	251,977
VNM	223,801
BID	160,479

市值排名/ 股碼	十億盾
ACB	56,633
SHB	29,841
VCG	18,419
VCS	11,640
IDC	7,980

市值排名/ 股碼	十億盾
ACV	149,867
VEA	62,666
MCH	56,185
BSR	21,524
MSR	15,378

交易量排 名/股碼	成交值	30 日均
TCB	17,968,260	23,934,066
PVD	17,294,050	5,236,973
HPG	16,228,900	17,141,824
HSG	11,754,310	11,895,387
MBB	9,945,750	8,226,000

交易量排 名/股碼	成交值	30 日均
ACB	16,779,979	9,523,373
PVS	10,560,810	5,697,041
SHB	6,984,138	3,137,614
TNG	4,168,083	1,195,795
VIX	3,678,014	1,527,659

交易量排 名/股碼	成交值	30 日均
SEA	27,115,190	37,636
BSR	8,673,200	2,241,523
G36	1,479,800	1,145,664
CC4	1,300,000	627
CTR	905,700	384,245

資料源: Bloomberg & Yuanta Research

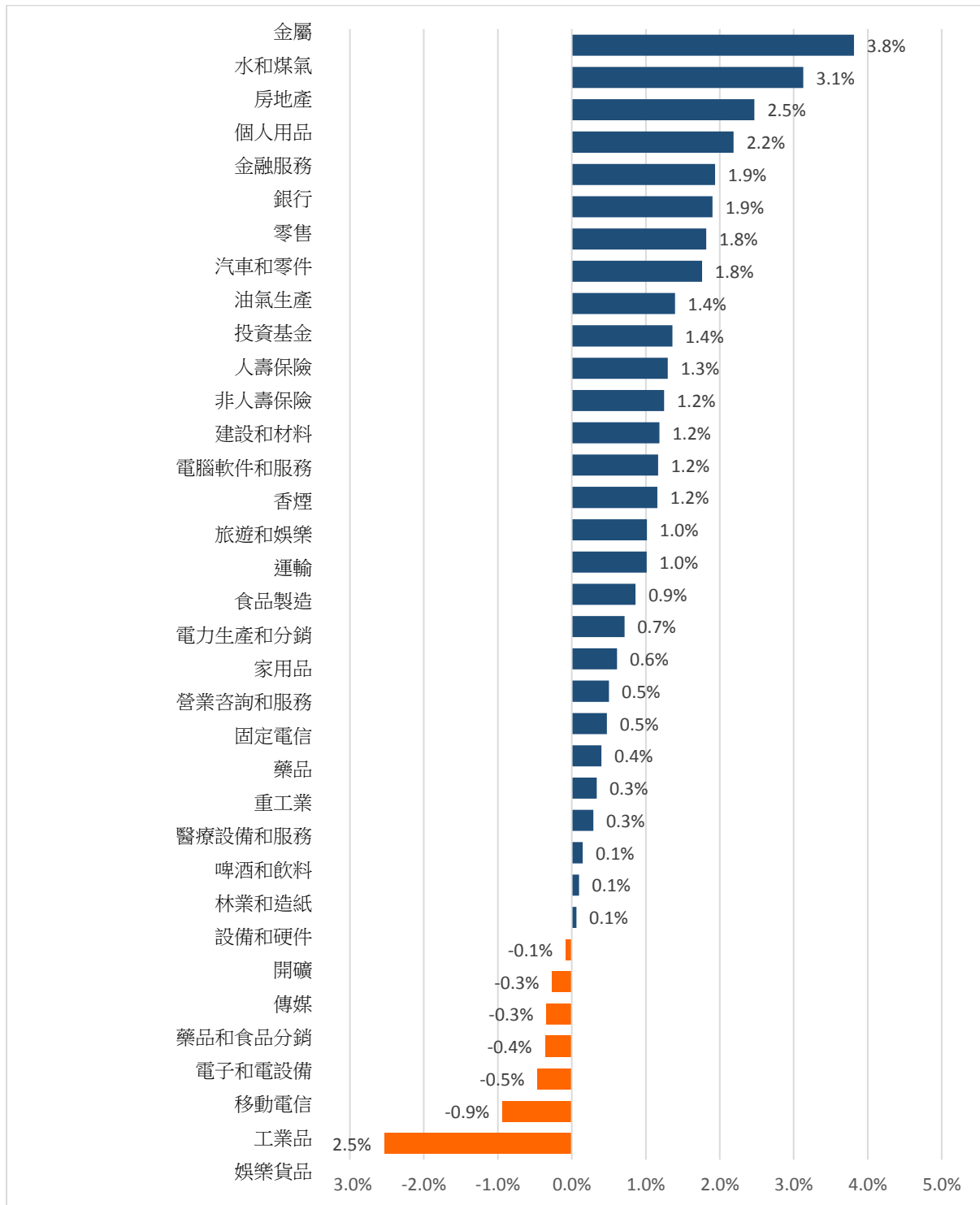
資料源: Bloomberg & Yuanta Research

資料源: Bloomberg & Yuanta Research



We Create Fortune

### 各行業板塊的交易走勢



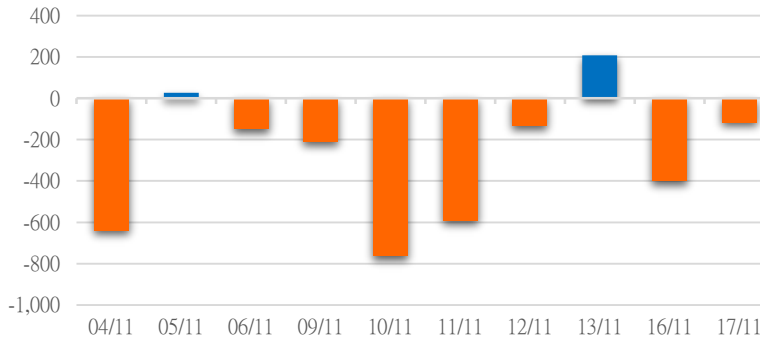
資料源: FiinPro - YSVN



We Create Fortune

## 外資買進賣統計

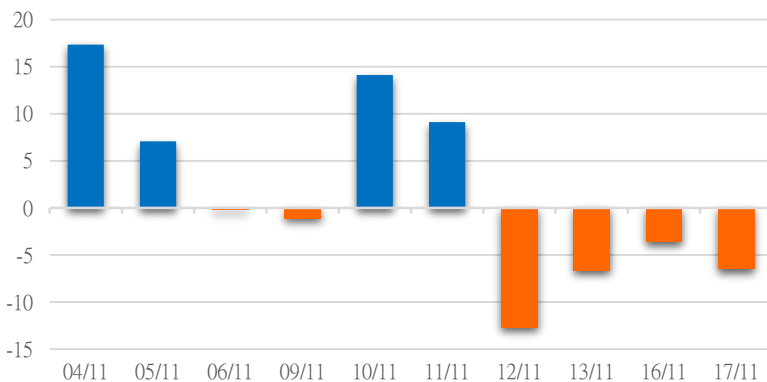
HSX 外資每日買/賣超



證券代碼	買超金額 (百萬盾)	證券代碼	賣超金額 (百萬盾)
MBB	58,443	HDB	144,194
VHM	48,641	PVD	39,086
VCB	22,576	VPB	27,389
GAS	19,097	SAB	25,481
PNJ	16,780	CTG	22,561

HSX 外資買/賣超的前 5 名

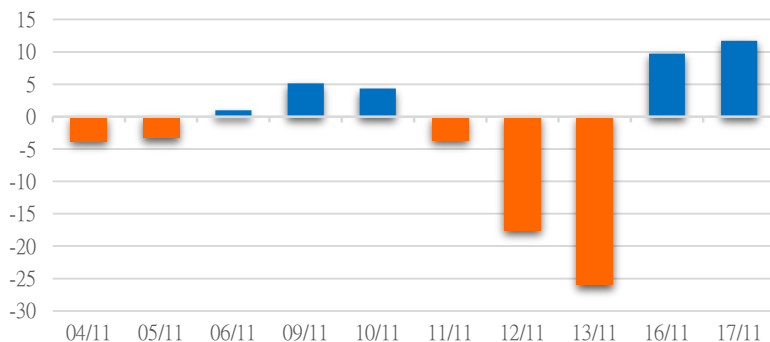
HNX 外資每日買/賣超



證券代碼	買超金額 (百萬盾)	證券代碼	賣超金額 (百萬盾)
PVS	7,118	TNG	7,253
IDV	466	VCG	3,968
VCS	461	SLS	1,897
NDN	378	SHS	1,488
NVB	292	SRA	490

HNX 外資買/賣超的前 5 名

UPCOM 外資每日買/賣超



證券代碼	買超金額 (百萬盾)	證券代碼	賣超金額 (百萬盾)
ACV	11,497	SKH	5,948
MCH	9,070	VEA	5,457
QNS	2,328	LTG	4,799
CTR	372	BDG	432
BSL	95	BSR	319

UPCOM 外資買/賣超的前 5 名

源: FiinPro - YSVN



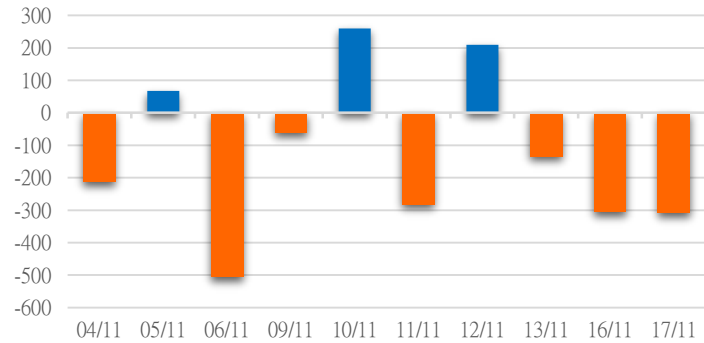
We Create **Fortune**

### 自營進出統計

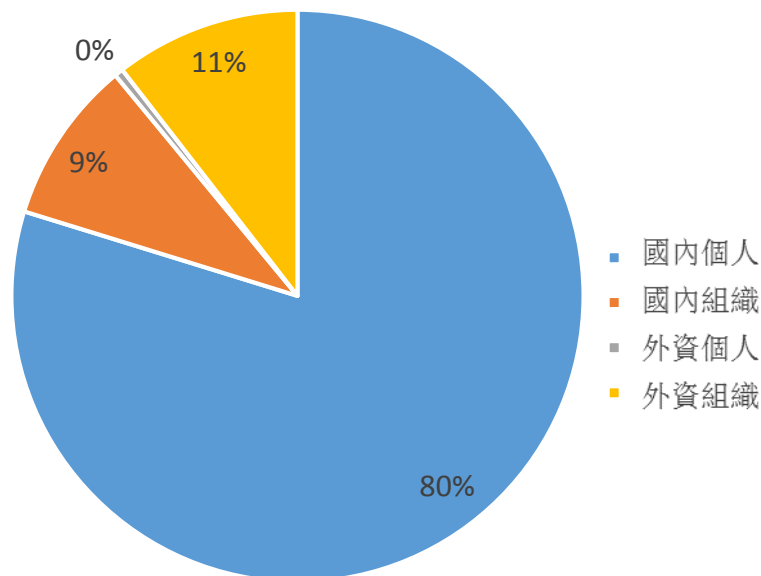
證券代碼	買超金額 (百萬盾)	證券代碼	賣超金額 (百萬盾)
HPG	13,452	CVT	113,174
TDC	11,881	VNM	22,140
DXG	10,089	VIC	21,239
VNE	4,600	TCB	18,658
GMD	3,113	MBB	17,090

券商自營交易最大前名

券商自營交易每日買/賣超 (bil.VND)



### 越南證券市場投資人類別統計

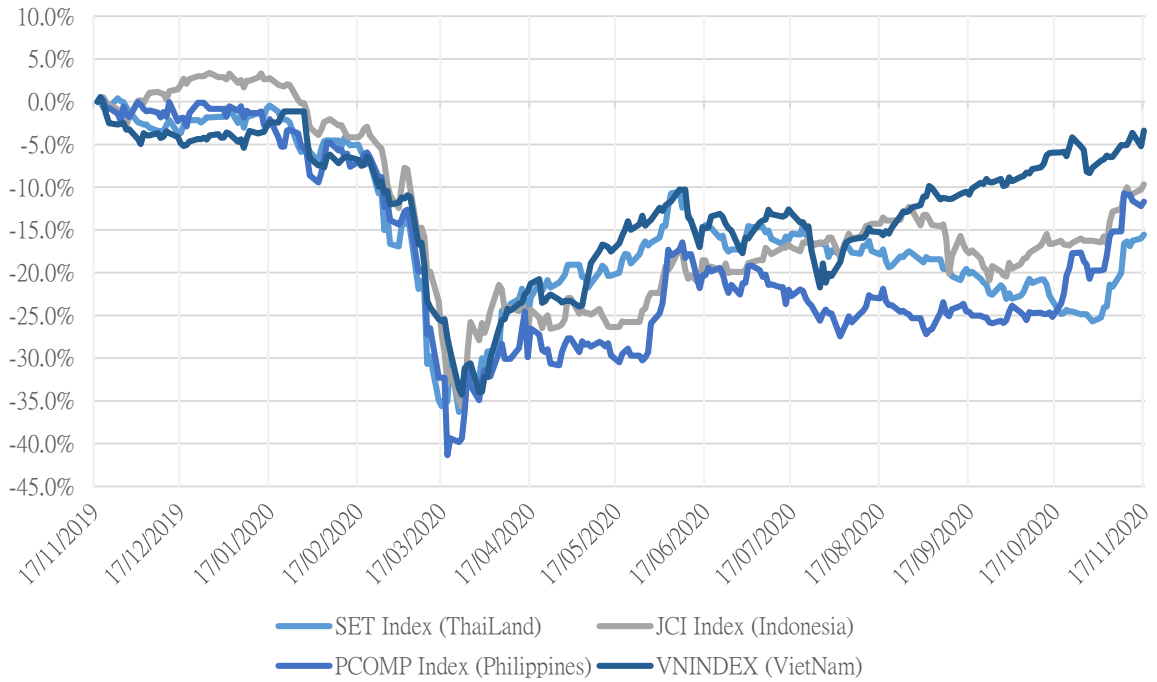


資料源: FinPro - YSVN



We Create Fortune

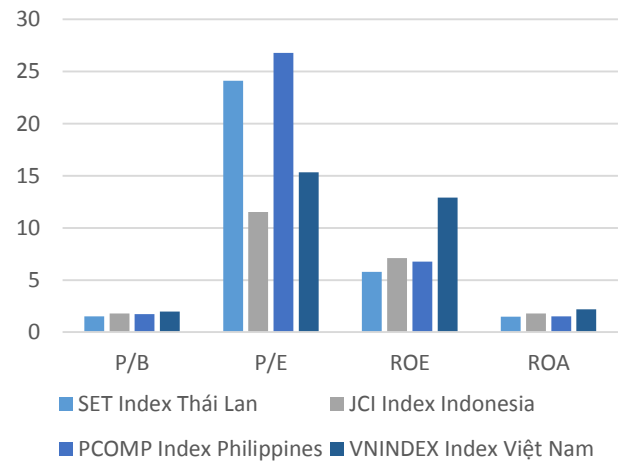
東南亞主要市場走勢比較



東南亞主要市場數據

		Thailand	Indonesia	Philippines	Vietnam
P/B		1.5x	1.8x	1.7x	2.0x
P/E		24.2x	11.6x	26.7x	15.6x
ROE	%	5.77	7.11	6.82	12.91
ROA	%	1.48	1.80	1.52	2.18
Vốn hóa	Tỷ USD	491.76	451.37	181.72	153.02
GTGD	Triệu USD	2.33	0.64	0.11	0.42
LS cổ tức	%	3.10	2.52	1.63	1.55

源：Bloomberg & YSVN





We Create **Fortune**

## 元大證券（越南）公司

### 個人客戶分析部

**Nguyễn Thế Minh**

研究分析經理

+84 28 3622 6868 ext 3826

minh.nguyen@yuanta.com.vn

**Quách Đức Khánh**

高級分析專員

+84 28 3622 6868 ext 3833

khanh.quach@yuanta.com.vn

**Nguyễn Trịnh Ngọc Hồng**

高級分析專員

+84 28 3622 6868 ext 3832

hong.nguyen@yuanta.com.vn

**Lý Thị Hiền**

研究分析主管

+84 28 3622 6868 ext 3908

hien.ly@yuanta.com.vn

**Phạm Tấn Phát**

高級分析專員

+84 28 3622 6868 ext 3880

phat.pham@yuanta.com.vn

### 個人客戶業務部

**Nguyễn Thanh Tùng**

總公司業務經理

+84 28 3622 6868 ext 3609

tung.nguyen@yuanta.com.vn

**Phạm Đắc Thành**

北部地區經理

+84 28 3622 6868 ext 3416

quang.nguyen@yuanta.com.vn

**Bùi Quốc Phong**

同奈分行經理

+84 28 3622 6868 ext 3701

phong.bui@yuanta.com.vn

**Võ Đình Tuấn**

峴港分行經理

+84 28 3622 6868 ext 3301

tuan.vo@yuanta.com.vn

**Nguyễn Mạnh Hoạt**

南部地區經理

+84 28 3622 6868 ext 3847

hoat.nguyen@yuanta.com.vn

**Võ Thị Thu Thủy**

平陽分行經理

+84 28 3622 6868 ext 3505

thuy.vo@yuanta.com.vn

**Đinh Thị Thu Cúc**

頭頓分行經理

+84 28 3622 6868 ext 3203

cuc.dinh@yuanta.com.vn

**Lương Kỳ Ty**

堤岸分行經理

+84 28 3622 6868 ext 3653

ty.luong@yuanta.com.vn

**Nguyễn Việt Quang**

河內分行經理

+84 28 3622 6868 ext 3404

quang.nguyen@yuanta.com.vn





We Create **Fortune**

## Appendix A: Important Disclosures

### Analyst Certification

Each research analyst primarily responsible for the content of this research report, in whole or in part, certifies that with respect to each security or issuer that the analyst covered in this report: (1) all of the views expressed accurately reflect his or her personal views about those securities or issuers; and (2) no part of his or her compensation was, is, or will be, directly or indirectly, related to the specific recommendations or views expressed by that research analyst in the research report.

### Ratings Definitions

**BUY:** We have a positive outlook on the stock based on our expected absolute or relative return over the investment period. Our thesis is based on our analysis of the company's outlook, financial performance, catalysts, valuation and risk profile. We recommend investors add to their position.

**HOLD-Outperform:** In our view, the stock's fundamentals are relatively more attractive than peers at the current price. Our thesis is based on our analysis of the company's outlook, financial performance, catalysts, valuation and risk profile.

**HOLD-Underperform:** In our view, the stock's fundamentals are relatively less attractive than peers at the current price. Our thesis is based on our analysis of the company's outlook, financial performance, catalysts, valuation and risk profile.

**SELL:** We have a negative outlook on the stock based on our expected absolute or relative return over the investment period. Our thesis is based on our analysis of the company's outlook, financial performance, catalysts, valuation and risk profile. We recommend investors reduce their position.

**Under Review:** We actively follow the company, although our estimates, rating and target price are under review.

**Restricted:** The rating and target price have been suspended temporarily to comply with applicable regulations and/or Yuanta policies.

Note: Yuanta research coverage with a Target Price is based on an investment period of 12 months. Greater China Discovery Series coverage does not have a formal 12 month Target Price and the recommendation is based on an investment period specified by the analyst in the report.

### Global Disclaimer

© 2018 Yuanta. All rights reserved. The information in this report has been compiled from sources we believe to be reliable, but we do not hold ourselves responsible for its completeness or accuracy. It is not an offer to sell or solicitation of an offer to buy any securities. All opinions and estimates included in this report constitute our judgment as of this date and are subject to change without notice.

This report provides general information only. Neither the information nor any opinion expressed herein constitutes an offer or invitation to make an offer to buy or sell securities or other investments. This material is prepared for general circulation to clients and is not intended to provide tailored investment advice and does not take into account the individual financial situation and objectives of any specific person who may receive this report. Investors should seek financial advice regarding the appropriateness of investing in any securities, investments or investment strategies discussed or recommended in this report. The information contained in this report has been compiled from sources believed to be reliable but no representation or warranty, express or implied, is made as to its accuracy, completeness or correctness. This report is not (and should not be construed as) a solicitation to act as securities broker or dealer in any jurisdiction by any person or company that is not legally permitted to carry on such business in that jurisdiction.

Yuanta research is distributed in the United States only to Major U.S. Institutional Investors (as defined in Rule 15a-6 under the Securities Exchange Act of 1934, as amended and SEC staff interpretations thereof). All transactions by a US person in the securities mentioned in this report must be effected through a registered broker-dealer under Section 15 of the Securities Exchange Act of 1934, as amended. Yuanta research is distributed in Taiwan by Yuanta Securities Investment Consulting. Yuanta research is distributed in Hong Kong by Yuanta Securities (Hong Kong) Co. Limited, which is licensed in Hong Kong by the Securities and Futures Commission for regulated activities, including Type 4 regulated activity (advising on securities). In Hong Kong, this research report may not be redistributed, retransmitted or disclosed, in whole or in part or any form or manner, without the express written