

當日市場：市場繼續當前的漲勢

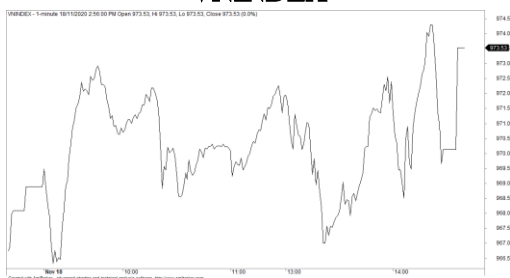
2020/11/18

市場走勢

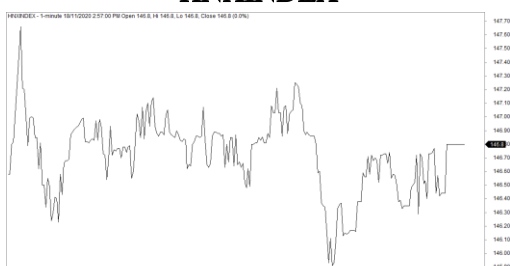
市場指數	VNI	HNI	UPCOM
收盤	973.53	146.80	65.88
%日	0.48%	0.15%	-0.41%
%週	2.24%	3.51%	1.31%
%月	3.20%	4.99%	3.18%
%年	-2.93%	39.61%	15.76%
成交值(十億盾)			
當日	9,850	1,034	498
日均量/週	8,269	993	577
日均量/月	7,721	778	443
外資進出			
買進	1,015.53	2.52	28.51
賣出	555.35	18.38	27.81
買賣超	460.18	-15.86	0.71
市場漲跌家數			
上漲	173	73	125
下跌	133	71	87
持平	94	216	691
市場指標			
P/E	16.22	10.43	22.92
總市值 (兆盾)	3,496	256	866
股息殖利率	2.27%	3.75%	4.39%

資料源: Bloomberg - YSVN

VNINDEX



HNIINDEX



市場走勢

期貨合約即將到期，使市場情緒保持謹慎，市場也出現震盪。VN-Index 收於 973.53 點，上漲 0.48%。HNX-Index 上漲 0.15%，收於 146.8 點。相反，Upcom-Index 下跌了 0.41%。三大市場的交易價值達 10 兆 1,270 億越南盾。

市場走勢出現強烈的分化，但由於大型股繼續保持強勁漲勢，因此市場情緒仍然相當穩定。GVR (+6.1%)，GAS (+6%)，HPG (+3.7%)，VNM (+1.7%)，VRE (+1.1%) 等股票是市場上漲的主要推動力。除了油氣股外，建築材料股連續第二盤保持漲勢，工業房地產類股也表現相當強勁；如 GVR (+6.1%)，TIP (+6.8%)，SZC (+5.1%)，KBC (+2.4%) 等。另一方面，MSN (-2.5%)，VIC (-1%)，VHM (-1.3%)，MWG (-1.3%) 的趨勢總觀比市場負面。VN30-Index 的寬度相當平衡，而 VN-Index 則更加積極，記錄了 244 檔股票上漲和 176 檔下跌。

中型股和小型股的漲幅優於市場，其中包括 HBC (+6.6%)，GEX (+4.5%)，NKG (+6.6%)，KSB (+3.4%) 等股票。

外資在市場上買超 4,430 億越南盾，其中主要集中買進 VIC (3,090 億)，VNM (1010 億) 和 VRE (500 億)。在賣超方面，HDB (880 億)，VPB (470 億) 和 STB (170 億) 被外資大量拋售。

市場短期觀點

我們認為 VN-In 可能會重新測試 970 點的水平並繼續短期的漲勢。同時，短期現金流量繼續在各類股票之間平均分配並保持較高水平，這表明短期風險仍然較低。此外，短期情緒繼續在樂觀區域內強勁增長，表明當前合適的短期策略是買進並持有大量股票。

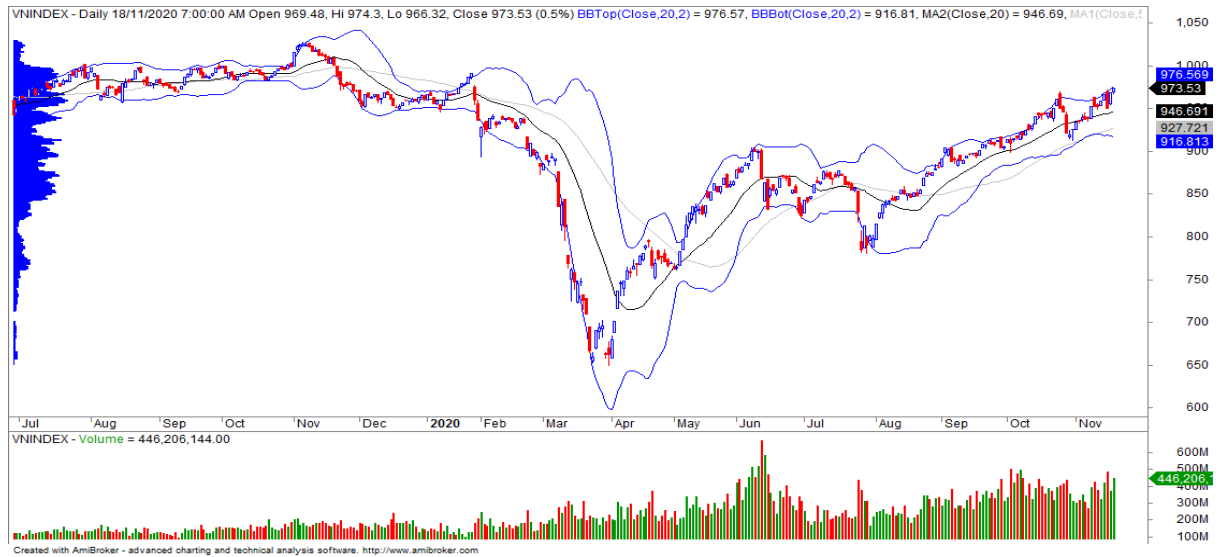
總觀市場的短期趨勢仍然為上漲。因此，我們建議短期投資者繼續持有投資組合中較高比例的股票，並利用修正機會增加股票比重，並進行新的投資。

請在 <https://ysradar.yuanta.com.vn/> 查看有關股票的信號。



We Create Fortune

技術分析圖



指數技術分析圖 VN-Index



指數技術分析圖 HNX-Index

指數	短期趨勢	中期趨勢	阻力區 1	阻力區 2	支撐區 1	支撐區 2
VN-Index	上漲	上漲	970	991	942	890
HNX-Index	上漲	上漲	149	153	132	114
VN30	上漲	上漲	950	990	903	870
VNMidcaps	上漲	上漲	992	1,030	969	963
VNSmallcaps	上漲	上漲	835	845	822	804

We Create Fortune

胡志明市交易所 (HSX)

	收盤	漲跌%
VNI	973.53	0.48%
VN30	937.67	0.32%
VN Mid	1060.15	0.77%
VN Small	883.9	0.83%

河內交易所 (HSX)

	收盤	漲跌%
HNI	146.8	0.15%
HN30	267.4	0.28%
VNX AllSh	901.6	0.37%

UPCOM 市場 (UPCoM)

	收盤	漲跌%
UPCoM	65.88	-0.41%

外資交易	成交值 (十億盾)
買進	1015.53
賣出	555.35
買超/賣超	460.18

外資交易	成交值 (十億盾)
買進	2.52
賣出	18.38
買超/賣超	-15.86

外資交易	成交值 (十億盾)
買進	28.51
賣出	27.81
買超/賣超	0.71

上漲排名/ 股碼	漲跌 (VND)	漲跌%
CTS	550	6.99%
CVT	2100	6.99%
SMC	1000	6.94%
TIP	2000	6.87%
TLH	350	6.85%

上漲排名/ 股碼	漲跌 (VND)	漲跌%
BCC	600	8.57%
PGS	1200	7.74%
MBS	500	4.55%
SHS	500	3.62%
HLD	1200	3.59%

上漲排名/ 股碼	漲跌 (VND)	漲跌%
SIP	8060	6.11%
VGT	510	5.93%
MCH	3686	4.57%
PXL	405	4.40%
SEA	1162	3.70%

下跌排名/ 股碼	漲跌 (VND)	漲跌%
TTF	-160	-2.83%
TCL	-700	-2.58%
MSN	-2100	-2.47%
PSH	-350	-1.95%
NT2	-450	-1.92%

下跌排名/ 股碼	漲跌 (VND)	漲跌%
LAS	-700	-9.33%
DDG	-300	-1.05%
VCG	-300	-0.72%
TNG	-100	-0.71%
L14	-200	-0.37%

下跌排名/ 股碼	漲跌 (VND)	漲跌%
DRI	-145	-2.04%
ADG	-893	-1.52%
MPC	-84	-0.31%
MML	-138	-0.31%
VCR	-57	-0.30%

*備註：市值>5,000 億盾；成交值>15 億盾

市值排名/ 股碼	十億盾
VIC	358,538
VCB	324,898
VHM	257,569
VNM	224,846
BID	162,087

市值排名/ 股碼	十億盾
ACB	58,794
SHB	30,367
VCG	18,375
VCS	11,718
IDC	7,950

市值排名/ 股碼	十億盾
ACV	151,593
VEA	62,697
MCH	57,107
BSR	22,320
MSR	15,319

交易量排 名/股碼	成交值	30 日均
STB	22,974,320	14,647,172
TCB	22,760,740	23,883,052
HPG	22,115,200	17,358,057
HBC	17,441,730	4,806,972
GEX	15,541,890	9,404,787

交易量排 名/股碼	成交值	30 日均
SHS	9,540,781	2,996,004
ACB	7,925,988	9,453,643
PVS	7,243,831	5,764,196
VCG	4,022,060	410,704
SHB	3,585,101	3,140,970

交易量排 名/股碼	成交值	30 日均
BSA	3,813,266	63,852
BSR	3,034,100	2,273,809
G36	1,437,800	1,158,365
VGT	1,408,200	374,983
BVB	1,088,900	1,137,104

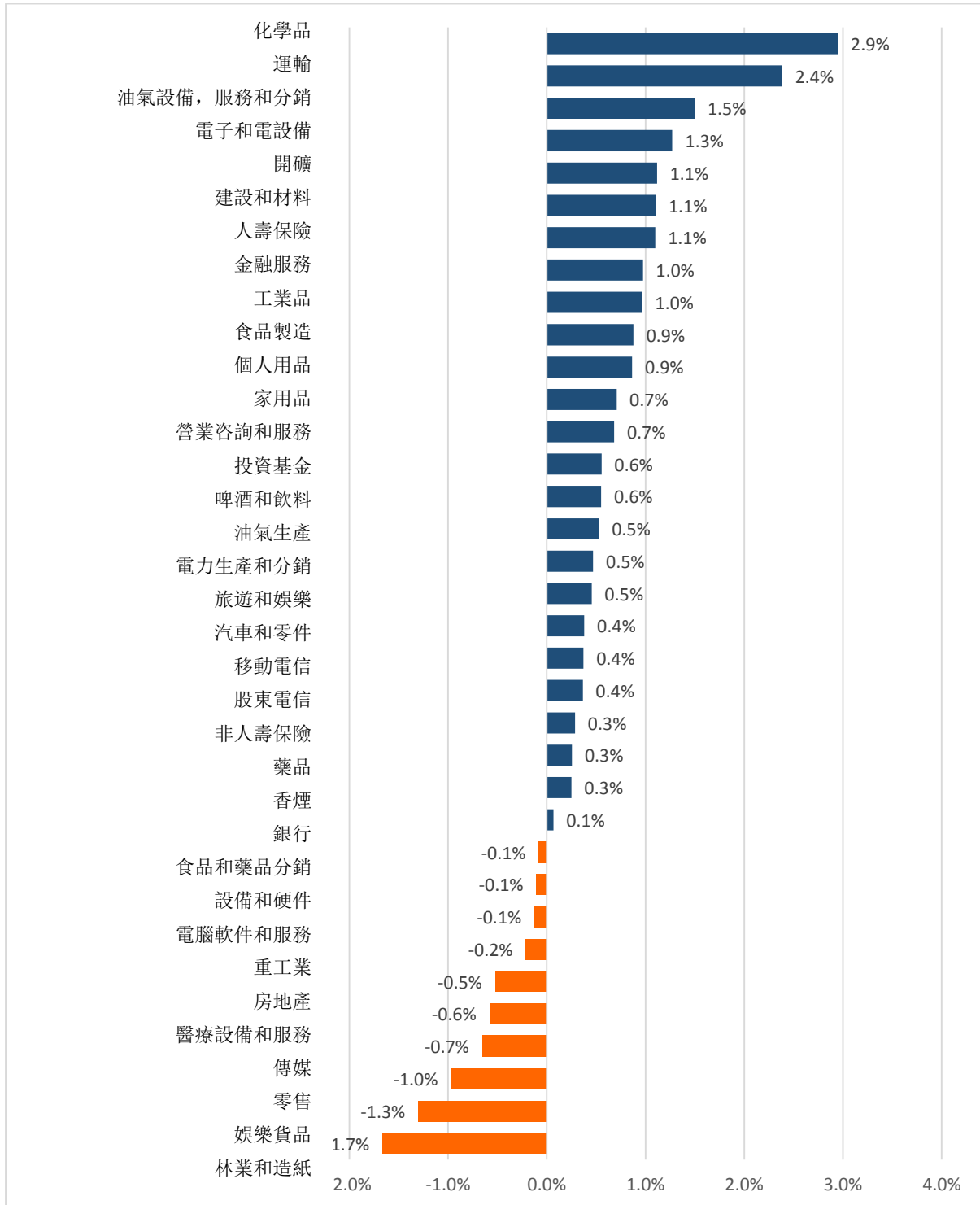
資料源: Bloomberg & Yuanta Research

資料源: Bloomberg & Yuanta Research

資料源: Bloomberg & Yuanta Research

We Create Fortune

各行業板塊的交易走勢



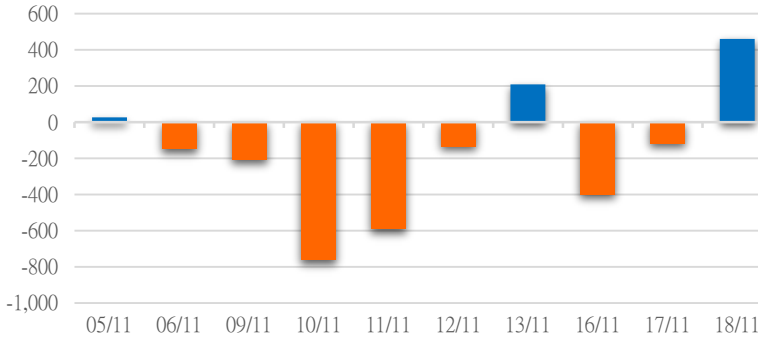
資料源: FiinPro - YSVN



We Create Fortune

外資買進賣統計

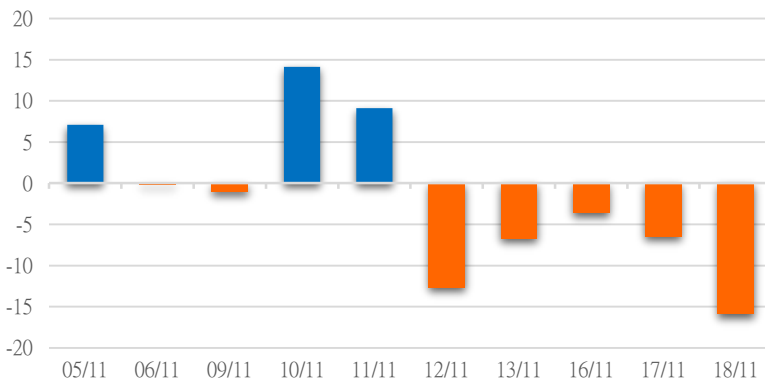
HSX 外資每日買/賣超



證券代碼	買超金額 (百萬盾)	證券代碼	賣超金額 (百萬盾)
VIC	309,258	HDB	88,165
VNM	101,319	VPB	47,912
VRE	50,044	STB	17,607
VCB	43,905	E1VFN30	16,758
MBB	41,087	POW	13,729

HSX 外資買/賣超的前 5 名

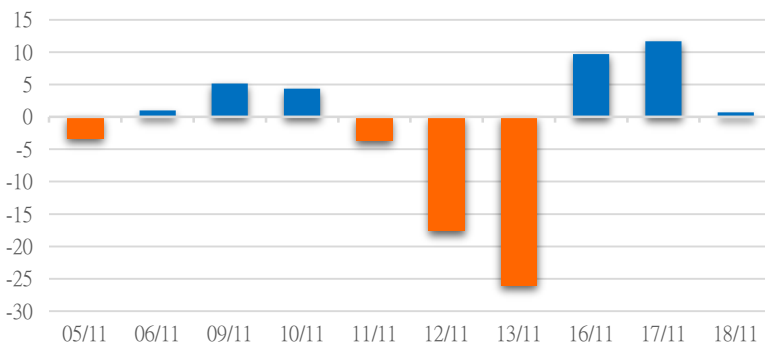
HNX 外資每日買/賣超



證券代碼	買超金額 (百萬盾)	證券代碼	賣超金額 (百萬盾)
AMV	409	TNG	8,291
BNA	332	DXP	2,082
EID	323	NHA	1,836
SRA	268	LHC	1,311
GIC	172	SHS	1,012

HNX 外資買/賣超的前 5 名

UPCOM 外資每日買/賣超



證券代碼	買超金額 (百萬盾)	證券代碼	賣超金額 (百萬盾)
ACV	6,426	LTG	7,147
MCH	4,541	POS	6,578
QNS	3,778	MSR	3,245
MH3	195	SKH	601
FOC	141	KDF	423

UPCOM 外資買/賣超的前 5 名

源: FiinPro - YSVN

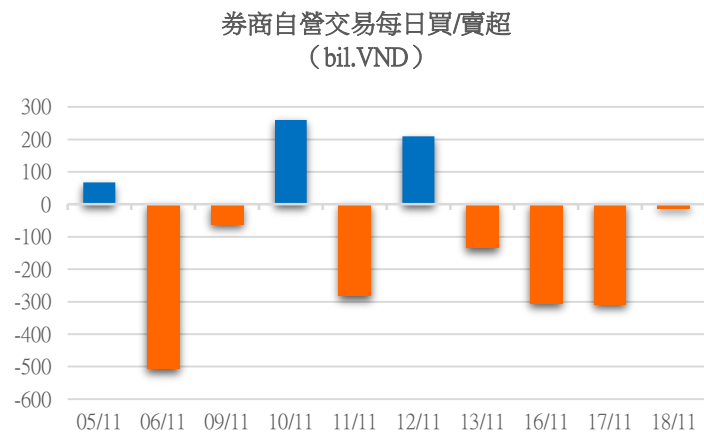


We Create Fortune

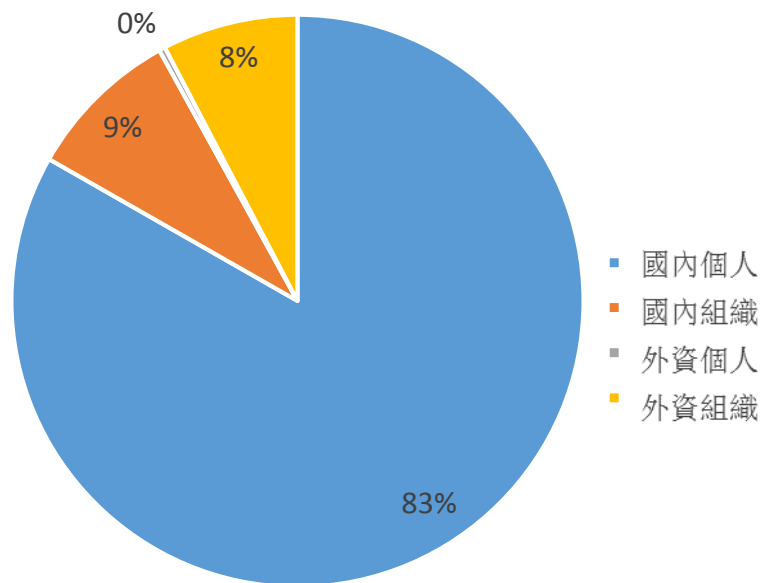
自營進出統計

證券代碼	買超金額 (百萬盾)	證券代碼	賣超金額 (百萬盾)
VHM	133,288	VIC	27,085
GEX	13,306	STB	16,568
E1VFN30	12,899	MWG	15,471
TCB	11,143	MSN	15,047
VPB	7,042	VCB	14,774

券商自營交易最大前名



越南證券市場投資人類別統計

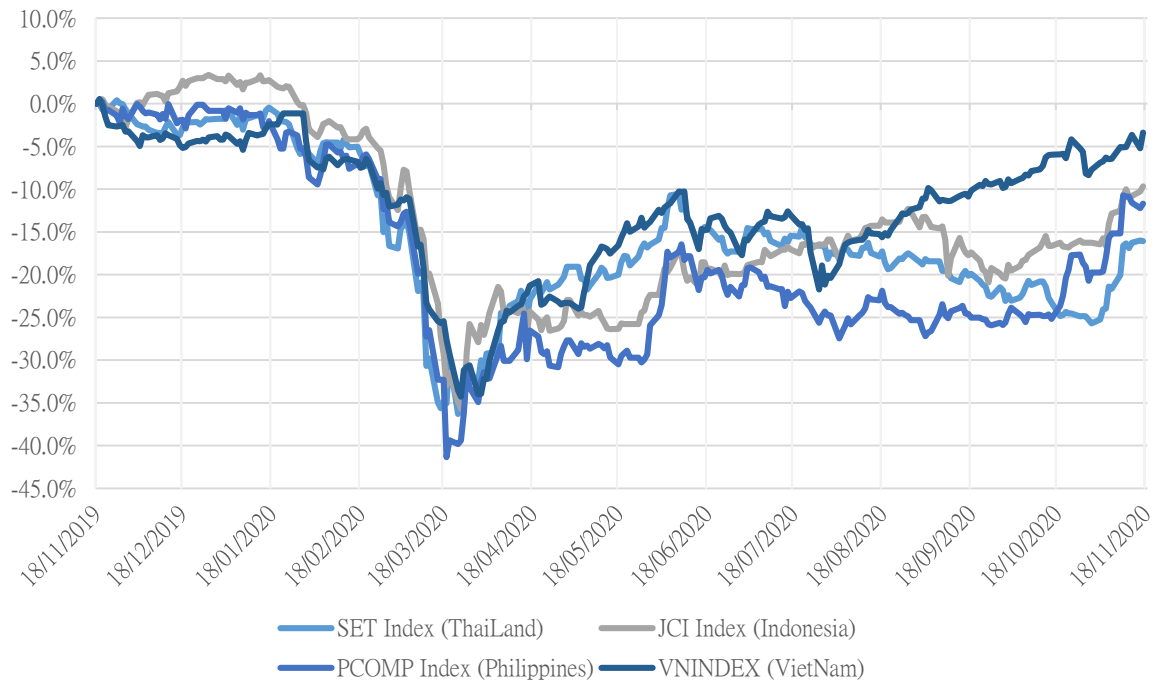


資料源: FinPro - YSVN



We Create Fortune

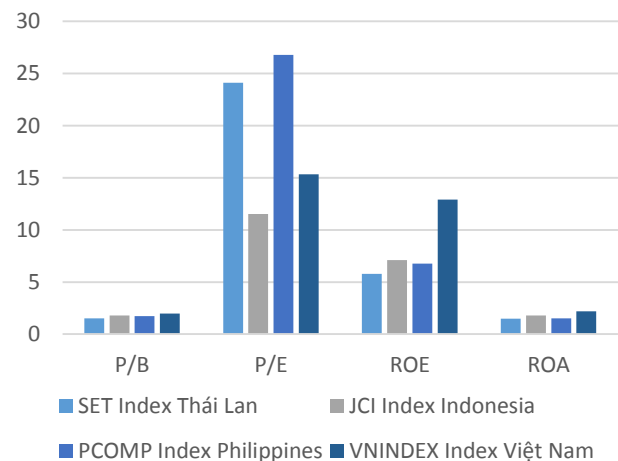
東南亞主要市場走勢比較



東南亞主要市場數據

		Thailand	Indonesia	Philippines	Vietnam
P/B		1.5x	1.8x	1.7x	2.0x
P/E		24.2x	11.6x	26.7x	15.6x
ROE	%	5.77	7.11	6.82	12.91
ROA	%	1.48	1.80	1.52	2.18
Vốn hóa	Tỷ USD	491.76	451.37	181.72	153.02
GTGD	Triệu USD	2.33	0.64	0.11	0.42
LS cổ tức	%	3.10	2.52	1.63	1.55

源：Bloomberg & YSVN





We Create **Fortune**

元大證券（越南）公司

個人客戶分析部

Nguyễn Thế Minh

研究分析經理

+84 28 3622 6868 ext 3826

minh.nguyen@yuanta.com.vn

Quách Đức Khánh

高級分析專員

+84 28 3622 6868 ext 3833

khanh.quach@yuanta.com.vn

Nguyễn Trịnh Ngọc Hồng

高級分析專員

+84 28 3622 6868 ext 3832

hong.nguyen@yuanta.com.vn

Lý Thị Hiền

研究分析主管

+84 28 3622 6868 ext 3908

hien.ly@yuanta.com.vn

Phạm Tấn Phát

高級分析專員

+84 28 3622 6868 ext 3880

phat.pham@yuanta.com.vn

個人客戶業務部

Nguyễn Thanh Tùng

總公司業務經理

+84 28 3622 6868 ext 3609

tung.nguyen@yuanta.com.vn

Phạm Đắc Thành

北部地區經理

+84 28 3622 6868 ext 3416

quang.nguyen@yuanta.com.vn

Bùi Quốc Phong

同奈分行經理

+84 28 3622 6868 ext 3701

phong.bui@yuanta.com.vn

Võ Đình Tuấn

峴港分行經理

+84 28 3622 6868 ext 3301

tuan.vo@yuanta.com.vn

Nguyễn Mạnh Hoạt

南部地區經理

+84 28 3622 6868 ext 3847

hoat.nguyen@yuanta.com.vn

Võ Thị Thu Thủy

平陽分行經理

+84 28 3622 6868 ext 3505

thuy.vo@yuanta.com.vn

Đinh Thị Thu Cúc

頭頓分行經理

+84 28 3622 6868 ext 3203

cuc.dinh@yuanta.com.vn

Lương Kỳ Ty

堤岸分行經理

+84 28 3622 6868 ext 3653

ty.luong@yuanta.com.vn

Nguyễn Việt Quang

河內分行經理

+84 28 3622 6868 ext 3404

quang.nguyen@yuanta.com.vn



We Create **Fortune**

Appendix A: Important Disclosures

Analyst Certification

Each research analyst primarily responsible for the content of this research report, in whole or in part, certifies that with respect to each security or issuer that the analyst covered in this report: (1) all of the views expressed accurately reflect his or her personal views about those securities or issuers; and (2) no part of his or her compensation was, is, or will be, directly or indirectly, related to the specific recommendations or views expressed by that research analyst in the research report.

Ratings Definitions

BUY: We have a positive outlook on the stock based on our expected absolute or relative return over the investment period. Our thesis is based on our analysis of the company's outlook, financial performance, catalysts, valuation and risk profile. We recommend investors add to their position.

HOLD-Outperform: In our view, the stock's fundamentals are relatively more attractive than peers at the current price. Our thesis is based on our analysis of the company's outlook, financial performance, catalysts, valuation and risk profile.

HOLD-Underperform: In our view, the stock's fundamentals are relatively less attractive than peers at the current price. Our thesis is based on our analysis of the company's outlook, financial performance, catalysts, valuation and risk profile.

SELL: We have a negative outlook on the stock based on our expected absolute or relative return over the investment period. Our thesis is based on our analysis of the company's outlook, financial performance, catalysts, valuation and risk profile. We recommend investors reduce their position.

Under Review: We actively follow the company, although our estimates, rating and target price are under review.

Restricted: The rating and target price have been suspended temporarily to comply with applicable regulations and/or Yuanta policies.

Note: Yuanta research coverage with a Target Price is based on an investment period of 12 months. Greater China Discovery Series coverage does not have a formal 12 month Target Price and the recommendation is based on an investment period specified by the analyst in the report.

Global Disclaimer

© 2018 Yuanta. All rights reserved. The information in this report has been compiled from sources we believe to be reliable, but we do not hold ourselves responsible for its completeness or accuracy. It is not an offer to sell or solicitation of an offer to buy any securities. All opinions and estimates included in this report constitute our judgment as of this date and are subject to change without notice.

This report provides general information only. Neither the information nor any opinion expressed herein constitutes an offer or invitation to make an offer to buy or sell securities or other investments. This material is prepared for general circulation to clients and is not intended to provide tailored investment advice and does not take into account the individual financial situation and objectives of any specific person who may receive this report. Investors should seek financial advice regarding the appropriateness of investing in any securities, investments or investment strategies discussed or recommended in this report. The information contained in this report has been compiled from sources believed to be reliable but no representation or warranty, express or implied, is made as to its accuracy, completeness or correctness. This report is not (and should not be construed as) a solicitation to act as securities broker or dealer in any jurisdiction by any person or company that is not legally permitted to carry on such business in that jurisdiction.

Yuanta research is distributed in the United States only to Major U.S. Institutional Investors (as defined in Rule 15a-6 under the Securities Exchange Act of 1934, as amended and SEC staff interpretations thereof). All transactions by a US person in the securities mentioned in this report must be effected through a registered broker-dealer under Section 15 of the Securities Exchange Act of 1934, as amended. Yuanta research is distributed in Taiwan by Yuanta Securities Investment Consulting. Yuanta research is distributed in Hong Kong by Yuanta Securities (Hong Kong) Co. Limited, which is licensed in Hong Kong by the Securities and Futures Commission for regulated activities, including Type 4 regulated activity (advising on securities). In Hong Kong, this research report may not be redistributed, retransmitted or disclosed, in whole or in part or any form or manner, without the express written