

當日市場：外資連續兩盤在市場上買超

2020/11/19

市場走勢

| 市場指數 | VNI | HNI | UPCOM |
|------|--------|--------|--------|
| 收盤 | 983.26 | 146.85 | 66.05 |
| %日 | 1.00% | 0.03% | 0.26% |
| %週 | 2.50% | 1.54% | 2.37% |
| %月 | 4.19% | 4.24% | 3.28% |
| %年 | -2.49% | 39.21% | 15.84% |

成交值(十億盾)

| | | | |
|-------|--------|-------|-----|
| 當日 | 10,540 | 1,127 | 399 |
| 日均量/週 | 9,232 | 1,028 | 594 |
| 日均量/月 | 7,839 | 793 | 441 |

外資進出

| | | | |
|-----|----------|--------|-------|
| 買進 | 1,100.09 | 2.83 | 16.79 |
| 賣出 | 699.75 | 22.61 | 11.02 |
| 買賣超 | 400.34 | -19.78 | 5.78 |

市場漲跌家數

| | | | |
|----|-----|-----|-----|
| 上漲 | 197 | 84 | 113 |
| 下跌 | 127 | 70 | 91 |
| 持平 | 76 | 206 | 699 |

市場指標

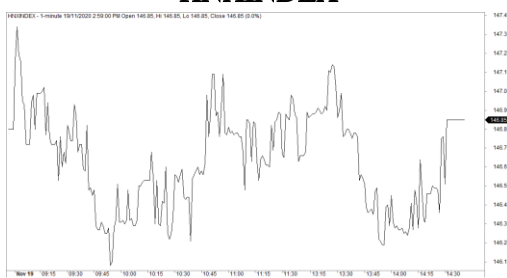
| | | | |
|-------------|-------|-------|-------|
| P/E | 16.29 | 10.45 | 23.26 |
| 總市值 (兆盾) | 3,512 | 257 | 878 |
| 股息殖利 率 | 1.95% | 3.75% | 4.35% |

資料源: Bloomberg - YSVN

VNINDEX



HNIINDEX



市場走勢

早盤的交易相當震盪，但需求在接近尾盤時重新占優勢，幫助 VN-Index 收於 983.26 點，上漲了 1%，並連續第三盤的漲勢。HNX-Index 僅微漲 0.03%，收於 146.85 點。Upcom-Index 同步上漲 0.26%。三大市場的交易價值繼續創下了高位，達 11 兆 10 億越南盾。

HOSE 的指數連續第三盤上漲，原因是各股票輪換上漲，因此市場的上漲動力繼續保持。具體，VCB (+3%)，SAB (+5%)，PLX (+4.8%)，FPT (+2%)，CTG (+1.7%)，VPB (+2.4%) 在盤中表現強勁。在同一方向上，HPG (+1.7%) 維持了一系列漲勢，收於 35,200 越南盾。在下跌方面，沒有股票有太大的跌勢，只有 MSN (-1.1%)，VIC (-0.9%) 是對指數影響最大的 2 檔股票。

中型股出現區分，為 ASM (-2.8%) HAG (-1.3%)，PET (-5.6%)，GMD (-3.2%)，FLC (-2.3%) 而 AAA (+7%)，PVT (+2.4%) 和 FCN (+2.1%) 則出現了積極的走勢。投機性現金流也活躍在諸如 HUT (+8.3%)，HHS (+3.4%)，ITA (+2.5%)，APH (+6.5%) 等。

外資連續第二盤買超 3,860 億越南盾。其中，VJC (1,140 億)，VNM (970 億) 和 VCB (880 億) 被收購最多。在賣超方面，HDB (400 億)，PLX (210 億) 和 VHM (170 億) 被外資拋售最多。

市場短期觀點

我們認為市場可能會保持漲勢，VN-Index 將繼續走向下一個阻力位 991.5 點。同時，市場仍處於積極的劇烈波動的階段，特別是大盤股現金流量的強勁增長表明短期的漲勢仍可能會持續。此外，短期情緒繼續強勁增長，沒有高風險跡象，因此短期策略仍為買進並持有股票。

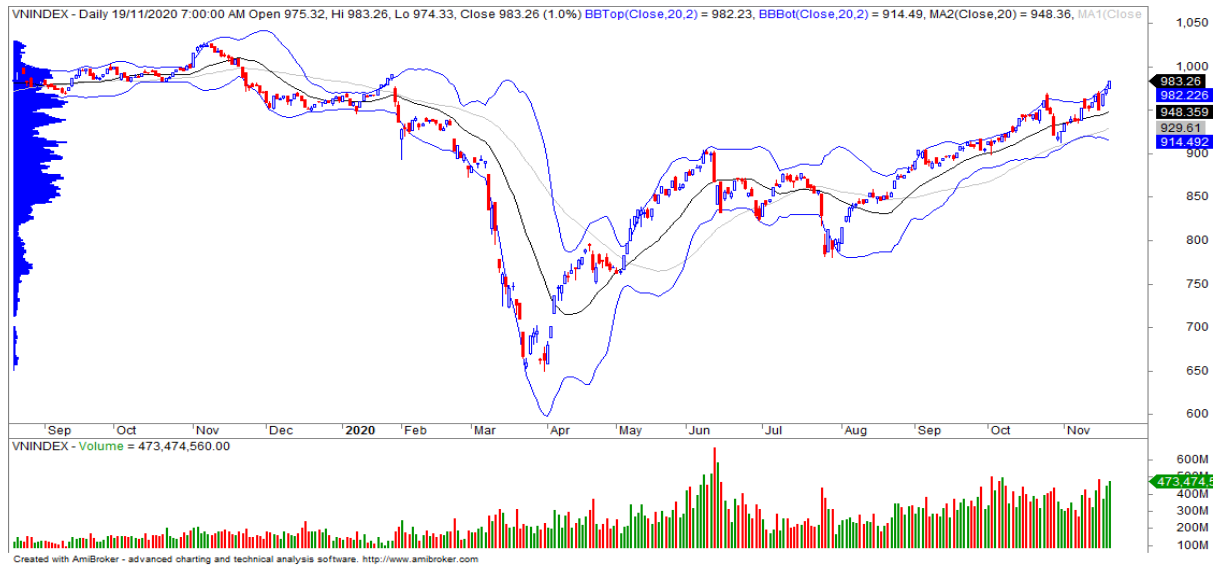
總觀市場的短期趨勢仍然為上漲。因此，我們建議短期投資者繼續在投資組合中持有較高的股票比例，並利用修正階段來增加股票比例，和進行新的投資。

請在 <https://ysradar.yuanta.com.vn/> 查看有關股票的信號。



We Create Fortune

技術分析圖



指數技術分析圖 VN-Index



指數技術分析圖 HNX-Index

| 指數 | 短期趨勢 | 中期趨勢 | 阻力區 1 | 阻力區 2 | 支撐區 1 | 支撐區 2 |
|-------------|------|------|-------|-------|-------|-------|
| VN-Index | 上漲 | 上漲 | 970 | 991 | 942 | 890 |
| HNX-Index | 上漲 | 上漲 | 149 | 153 | 132 | 114 |
| VN30 | 上漲 | 上漲 | 950 | 990 | 903 | 870 |
| VNMidcaps | 上漲 | 上漲 | 992 | 1,030 | 969 | 963 |
| VNSmallcaps | 上漲 | 上漲 | 835 | 845 | 822 | 804 |



We Create Fortune

胡志明市交易所 (HSX)

| | 收盤 | 漲跌% |
|----------|---------|--------|
| VNI | 983.26 | 1.00% |
| VN30 | 944.92 | 0.77% |
| VN Mid | 1059.21 | -0.09% |
| VN Small | 888.96 | 0.57% |

河內交易所 (HSX)

| | 收盤 | 漲跌% |
|-----------|--------|-------|
| HNI | 146.85 | 0.03% |
| HN30 | 267.6 | 0.07% |
| VNX AllSh | 906.43 | 0.54% |

UPCOM 市場 (UPCoM)

| | 收盤 | 漲跌% |
|-------|-------|-------|
| UPCoM | 66.05 | 0.26% |

| 外資交易 | 成交值 (十億盾) |
|-------|--------------|
| 買進 | 1100.09 |
| 賣出 | 699.75 |
| 買超/賣超 | 400.34 |

| 外資交易 | 成交值 (十億盾) |
|-------|--------------|
| 買進 | 2.83 |
| 賣出 | 22.61 |
| 買超/賣超 | -19.78 |

| 外資交易 | 成交值 (十億盾) |
|-------|--------------|
| 買進 | 16.79 |
| 賣出 | 11.02 |
| 買超/賣超 | 5.78 |

| 上漲排名/ 股碼 | 漲跌 (VND) | 漲跌% |
|-------------|-------------|-------|
| CVT | 2250 | 7.00% |
| AAA | 800 | 6.96% |
| SKG | 700 | 6.86% |
| DPG | 1950 | 6.84% |
| CTI | 850 | 6.80% |

| 上漲排名/ 股碼 | 漲跌 (VND) | 漲跌% |
|-------------|-------------|-------|
| HUT | 200 | 8.33% |
| VCS | 3700 | 4.90% |
| IDC | 1100 | 4.09% |
| LAS | 200 | 2.94% |
| NTP | 800 | 2.45% |

| 上漲排名/ 股碼 | 漲跌 (VND) | 漲跌% |
|-------------|-------------|--------|
| VCR | 2287 | 11.97% |
| VGT | 489 | 5.37% |
| SWC | 789 | 5.33% |
| MSR | 657 | 4.13% |
| CTR | 1919 | 3.54% |

| 下跌排名/ 股碼 | 漲跌 (VND) | 漲跌% |
|-------------|-------------|--------|
| PET | -800 | -5.56% |
| VCI | -2250 | -5.23% |
| HAX | -700 | -3.95% |
| NAF | -800 | -3.79% |
| NHH | -1800 | -3.56% |

| 下跌排名/ 股碼 | 漲跌 (VND) | 漲跌% |
|-------------|-------------|--------|
| TIG | -100 | -1.67% |
| HLD | -500 | -1.45% |
| CEO | -100 | -1.37% |
| BCC | -100 | -1.32% |
| SHB | -200 | -1.16% |

| 下跌排名/ 股碼 | 漲跌 (VND) | 漲跌% |
|-------------|-------------|--------|
| SEA | -3224 | -9.89% |
| DRI | -247 | -3.53% |
| SGP | -257 | -2.79% |
| LTG | -277 | -1.12% |
| BVB | -104 | -0.84% |

*備註：市值>5,000 億盾；成交值>15 億盾

| 市值排名/ 股碼 | 十億盾 |
|-------------|---------|
| VIC | 354,817 |
| VCB | 324,898 |
| VHM | 254,279 |
| VNM | 228,607 |
| BID | 161,082 |

| 市值排名/ 股碼 | 十億盾 |
|-------------|--------|
| ACB | 58,794 |
| SHB | 30,367 |
| VCG | 18,243 |
| VCS | 11,718 |
| IDC | 8,070 |

| 市值排名/ 股碼 | 十億盾 |
|-------------|---------|
| ACV | 156,975 |
| VEA | 62,658 |
| MCH | 59,741 |
| BSR | 22,631 |
| MSR | 15,725 |

| 交易量排 名/股碼 | 成交值 | 30 日均 |
|--------------|------------|------------|
| HPG | 26,533,130 | 18,036,057 |
| FLC | 20,269,810 | 20,174,590 |
| ITA | 18,027,730 | 9,199,945 |
| TCB | 16,935,520 | 23,379,954 |
| VPB | 15,594,880 | 7,262,547 |

| 交易量排 名/股碼 | 成交值 | 30 日均 |
|--------------|------------|-----------|
| PVS | 10,053,243 | 6,087,952 |
| ACB | 7,685,798 | 9,117,252 |
| VCG | 6,443,580 | 545,626 |
| HUT | 6,006,961 | 1,730,809 |
| VIX | 4,166,980 | 1,751,983 |

| 交易量排 名/股碼 | 成交值 | 30 日均 |
|--------------|-----------|-----------|
| BSR | 5,251,700 | 2,455,943 |
| G36 | 1,335,700 | 1,169,457 |
| VGT | 1,032,700 | 384,552 |
| BSA | 1,000,000 | 63,809 |
| VCR | 992,600 | 145,770 |

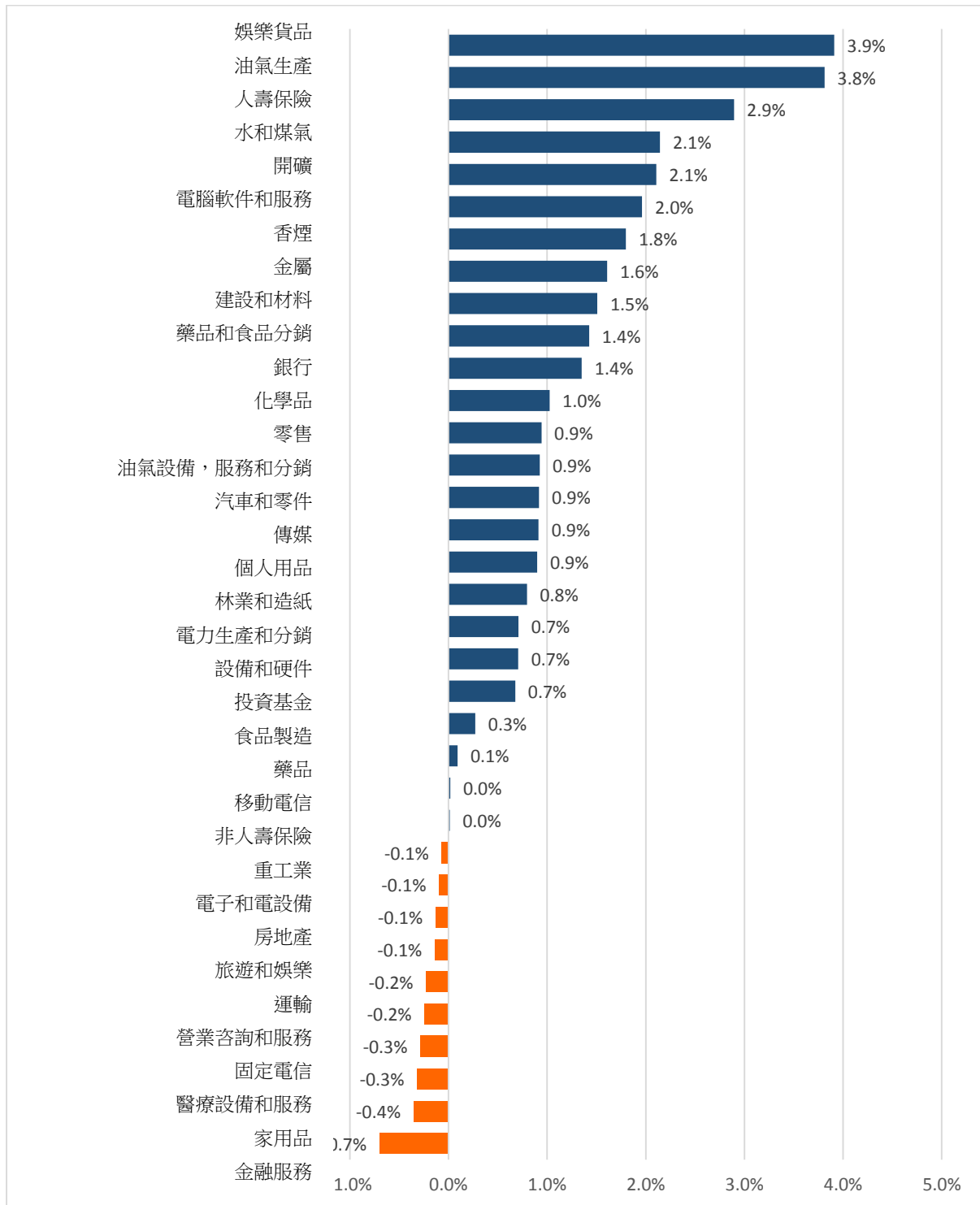
資料源: Bloomberg & Yuanta Research

資料源: Bloomberg & Yuanta Research

資料源: Bloomberg & Yuanta Research

We Create Fortune

各行業板塊的交易走勢



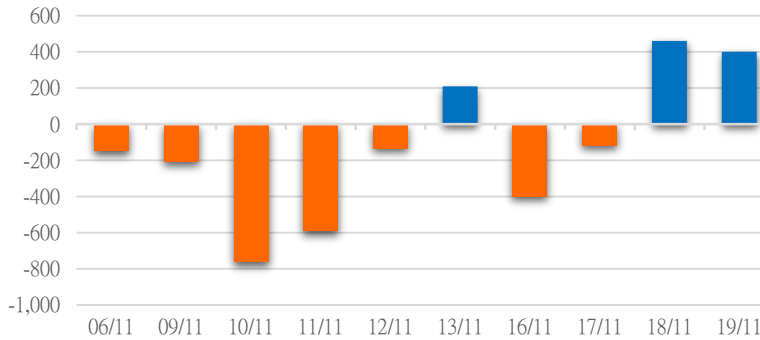
資料源: FiinPro - YSVN



We Create Fortune

外資買進賣統計

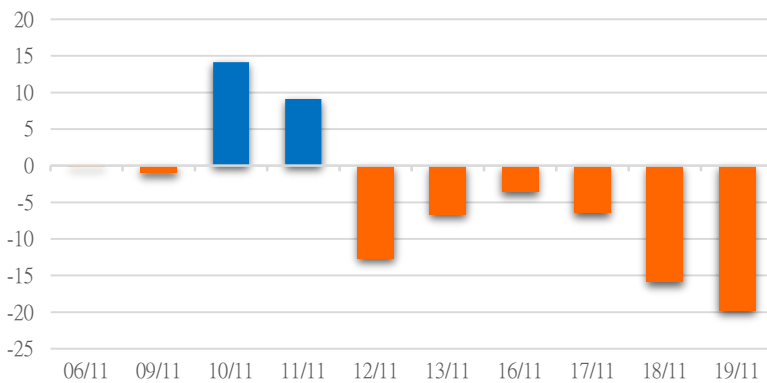
HSX 外資每日買/賣超



| 證券代碼 | 買超金額 (百萬盾) | 證券代碼 | 賣超金額 (百萬盾) |
|------|------------|------|------------|
| VJC | 113,830 | HDB | 40,090 |
| VNM | 97,296 | PLX | 20,648 |
| VCB | 88,234 | VHM | 16,586 |
| VRE | 84,486 | GEX | 12,633 |
| CTG | 53,342 | CTD | 10,122 |

HSX 外資買/賣超的前 5 名

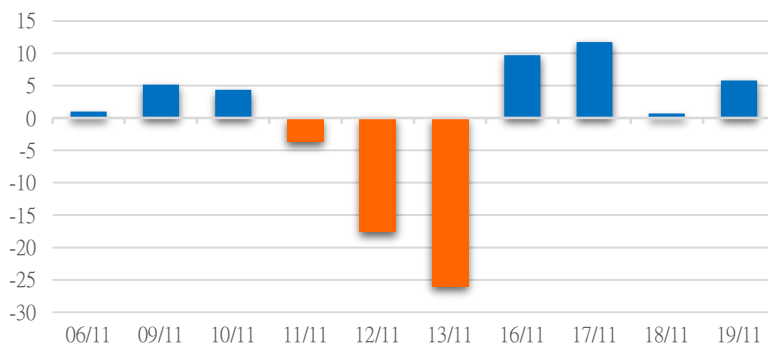
HNX 外資每日買/賣超



| 證券代碼 | 買超金額 (百萬盾) | 證券代碼 | 賣超金額 (百萬盾) |
|------|------------|------|------------|
| PLC | 560 | ACB | 10,652 |
| BNA | 460 | TNG | 2,723 |
| SZB | 269 | AMV | 1,929 |
| NVB | 234 | PVS | 1,521 |
| MBS | 181 | SHS | 1,363 |

HNX 外資買/賣超的前 5 名

UPCOM 外資每日買/賣超



| 證券代碼 | 買超金額 (百萬盾) | 證券代碼 | 賣超金額 (百萬盾) |
|------|------------|------|------------|
| ACV | 7,304 | LTG | 5,795 |
| MCH | 2,695 | MSR | 1,443 |
| SIP | 849 | HD2 | 199 |
| BSR | 665 | ADG | 59 |
| VEA | 118 | DPH | 38 |

UPCOM 外資買/賣超的前 5 名

源: FiinPro - YSVN

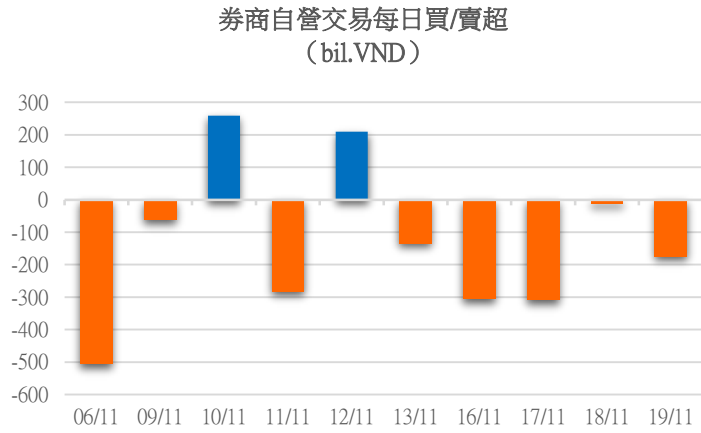


We Create Fortune

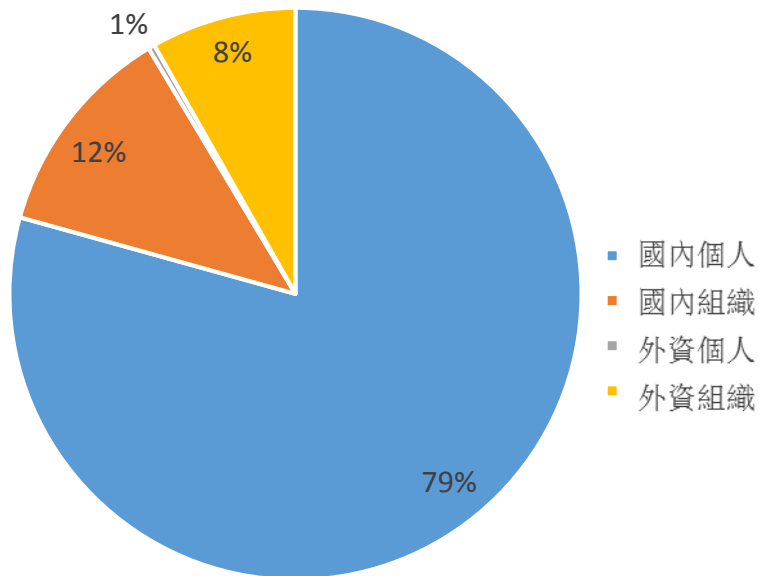
自營進出統計

| 證券代碼 | 買超金額 (百萬盾) | 證券代碼 | 賣超金額 (百萬盾) |
|---------|------------|------|------------|
| VPB | 40,988 | VNM | 45,371 |
| HPG | 33,556 | VIC | 28,499 |
| VRE | 6,270 | FPT | 24,431 |
| TCB | 1,989 | VCB | 21,386 |
| E1VFN30 | 1,520 | MSN | 16,157 |

券商自營交易最大前名



越南證券市場投資人類別統計

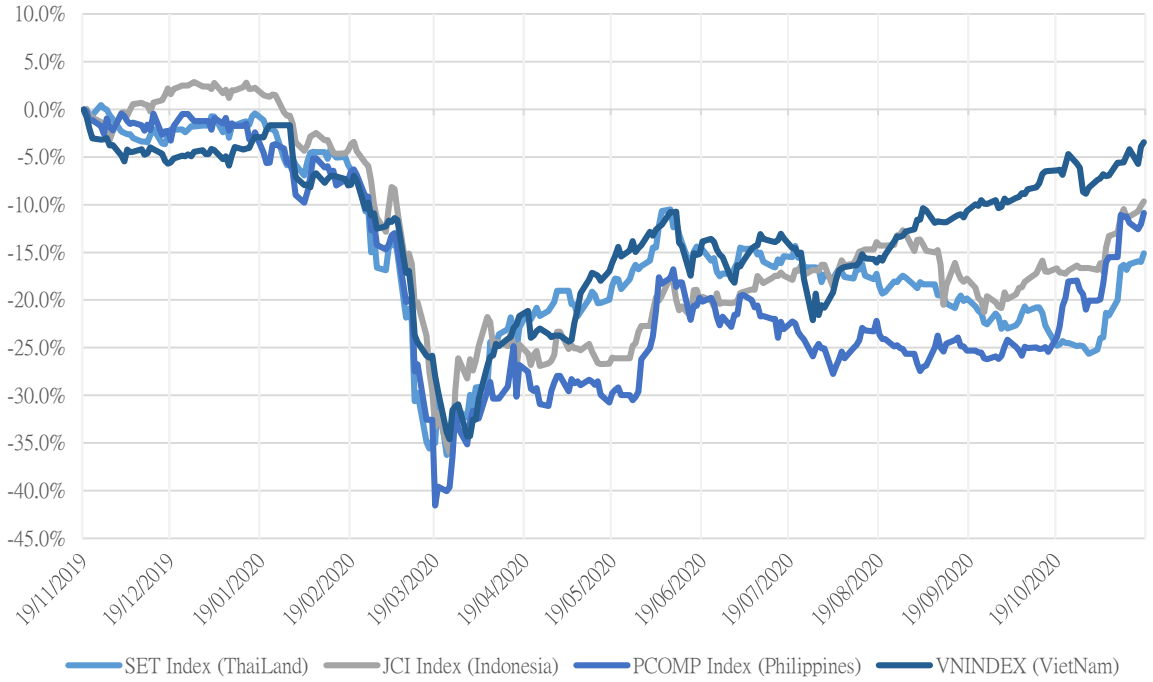


資料源: FinPro - YSVN



We Create Fortune

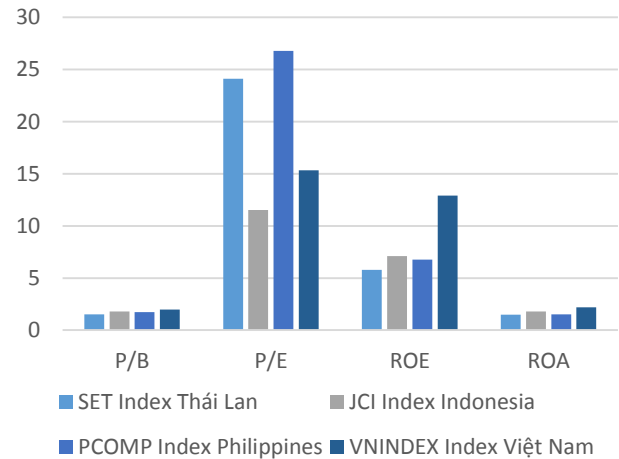
東南亞主要市場走勢比較



東南亞主要市場數據

| | | Thailand | Indonesia | Philippines | Vietnam |
|-----------|-----------|----------|-----------|-------------|---------|
| P/B | | 1.5x | 1.8x | 1.7x | 2.0x |
| P/E | | 24.2x | 11.6x | 26.7x | 15.6x |
| ROE | % | 5.77 | 7.11 | 6.82 | 12.91 |
| ROA | % | 1.48 | 1.80 | 1.52 | 2.18 |
| Vốn hóa | Tỷ USD | 491.76 | 451.37 | 181.72 | 153.02 |
| GTGD | Triệu USD | 2.33 | 0.64 | 0.11 | 0.42 |
| LS cổ tức | % | 3.10 | 2.52 | 1.63 | 1.55 |

源：Bloomberg & YSVN





We Create **Fortune**

元大證券（越南）公司

個人客戶分析部

Nguyễn Thế Minh

研究分析經理

+84 28 3622 6868 ext 3826

minh.nguyen@yuanta.com.vn

Quách Đức Khánh

高級分析專員

+84 28 3622 6868 ext 3833

khanh.quach@yuanta.com.vn

Nguyễn Trịnh Ngọc Hồng

高級分析專員

+84 28 3622 6868 ext 3832

hong.nguyen@yuanta.com.vn

Lý Thị Hiền

研究分析主管

+84 28 3622 6868 ext 3908

hien.ly@yuanta.com.vn

Phạm Tấn Phát

高級分析專員

+84 28 3622 6868 ext 3880

phat.pham@yuanta.com.vn

個人客戶業務部

Nguyễn Thanh Tùng

總公司業務經理

+84 28 3622 6868 ext 3609

tung.nguyen@yuanta.com.vn

Phạm Đắc Thành

北部地區經理

+84 28 3622 6868 ext 3416

quang.nguyen@yuanta.com.vn

Bùi Quốc Phong

同奈分行經理

+84 28 3622 6868 ext 3701

phong.bui@yuanta.com.vn

Võ Đình Tuấn

峴港分行經理

+84 28 3622 6868 ext 3301

tuan.vo@yuanta.com.vn

Nguyễn Mạnh Hoạt

南部地區經理

+84 28 3622 6868 ext 3847

hoat.nguyen@yuanta.com.vn

Võ Thị Thu Thủy

平陽分行經理

+84 28 3622 6868 ext 3505

thuy.vo@yuanta.com.vn

Đinh Thị Thu Cúc

頭頓分行經理

+84 28 3622 6868 ext 3203

cuc.dinh@yuanta.com.vn

Lương Kỳ Ty

堤岸分行經理

+84 28 3622 6868 ext 3653

ty.luong@yuanta.com.vn

Nguyễn Việt Quang

河內分行經理

+84 28 3622 6868 ext 3404

quang.nguyen@yuanta.com.vn



We Create **Fortune**

Appendix A: Important Disclosures

Analyst Certification

Each research analyst primarily responsible for the content of this research report, in whole or in part, certifies that with respect to each security or issuer that the analyst covered in this report: (1) all of the views expressed accurately reflect his or her personal views about those securities or issuers; and (2) no part of his or her compensation was, is, or will be, directly or indirectly, related to the specific recommendations or views expressed by that research analyst in the research report.

Ratings Definitions

BUY: We have a positive outlook on the stock based on our expected absolute or relative return over the investment period. Our thesis is based on our analysis of the company's outlook, financial performance, catalysts, valuation and risk profile. We recommend investors add to their position.

HOLD-Outperform: In our view, the stock's fundamentals are relatively more attractive than peers at the current price. Our thesis is based on our analysis of the company's outlook, financial performance, catalysts, valuation and risk profile.

HOLD-Underperform: In our view, the stock's fundamentals are relatively less attractive than peers at the current price. Our thesis is based on our analysis of the company's outlook, financial performance, catalysts, valuation and risk profile.

SELL: We have a negative outlook on the stock based on our expected absolute or relative return over the investment period. Our thesis is based on our analysis of the company's outlook, financial performance, catalysts, valuation and risk profile. We recommend investors reduce their position.

Under Review: We actively follow the company, although our estimates, rating and target price are under review.

Restricted: The rating and target price have been suspended temporarily to comply with applicable regulations and/or Yuanta policies.

Note: Yuanta research coverage with a Target Price is based on an investment period of 12 months. Greater China Discovery Series coverage does not have a formal 12 month Target Price and the recommendation is based on an investment period specified by the analyst in the report.

Global Disclaimer

© 2018 Yuanta. All rights reserved. The information in this report has been compiled from sources we believe to be reliable, but we do not hold ourselves responsible for its completeness or accuracy. It is not an offer to sell or solicitation of an offer to buy any securities. All opinions and estimates included in this report constitute our judgment as of this date and are subject to change without notice.

This report provides general information only. Neither the information nor any opinion expressed herein constitutes an offer or invitation to make an offer to buy or sell securities or other investments. This material is prepared for general circulation to clients and is not intended to provide tailored investment advice and does not take into account the individual financial situation and objectives of any specific person who may receive this report. Investors should seek financial advice regarding the appropriateness of investing in any securities, investments or investment strategies discussed or recommended in this report. The information contained in this report has been compiled from sources believed to be reliable but no representation or warranty, express or implied, is made as to its accuracy, completeness or correctness. This report is not (and should not be construed as) a solicitation to act as securities broker or dealer in any jurisdiction by any person or company that is not legally permitted to carry on such business in that jurisdiction.

Yuanta research is distributed in the United States only to Major U.S. Institutional Investors (as defined in Rule 15a-6 under the Securities Exchange Act of 1934, as amended and SEC staff interpretations thereof). All transactions by a US person in the securities mentioned in this report must be effected through a registered broker-dealer under Section 15 of the Securities Exchange Act of 1934, as amended. Yuanta research is distributed in Taiwan by Yuanta Securities Investment Consulting. Yuanta research is distributed in Hong Kong by Yuanta Securities (Hong Kong) Co. Limited, which is licensed in Hong Kong by the Securities and Futures Commission for regulated activities, including Type 4 regulated activity (advising on securities). In Hong Kong, this research report may not be redistributed, retransmitted or disclosed, in whole or in part or any form or manner, without the express written