

## 當日市場：流動性繼續強勁流入市場

2020/11/20

### 市場走勢

市場指數	VNI	HNI	UPCOM
收盤	990.00	147.21	66.43
%日	0.69%	0.25%	0.58%
%週	2.45%	1.71%	2.67%
%月	4.83%	4.90%	4.27%
%年	-1.06%	40.32%	16.79%

### 成交值(十億盾)

當日	9,409	1,096	940
日均量/週	9,539	1,086	720
日均量/月	7,907	806	464

### 外資進出

買進	760.23	5.58	12.77
賣出	648.37	33.44	37.92
買賣超	111.86	-27.86	-25.15

### 市場漲跌家數

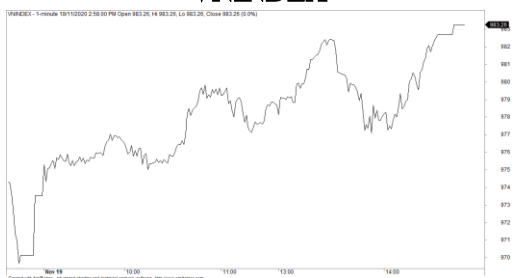
上漲	181	88	136
下跌	133	71	127
持平	86	201	640

### 市場指標

P/E	16.45	10.48	23.36
總市值 (兆盾)	3,547	257	882
股息殖利率	1.91%	3.72%	3.83%

資料源: Bloomberg - YSVN

### VNINDEX



### HNIINDEX



## 市場走勢

在世界股市穩定和復甦的背景下，當天市場接近尾盤時仍保持樂觀情緒。這使 VN-Index 連續第 4 盤上漲，收於 990 點，上漲 0.69%。HNX-Index 僅微漲 0.25%，收於 147.21 點。Upcom-Index 同步上漲了+0.58%。三大市場的交易價值達 9 兆 9,170 億越南盾。

大型股的上漲趨勢繼續得到保持，尤其是銀行股和航空股；如 VCB (+2.5%)，BID (+2%)，HDB (+1.4%)，VJC (+4.6%)。TCH 和 KDH 是 VN30-Index 當天中漲停的 2 檔股票。另一方面，SSI，MBB，MWG 下跌，跌幅為 1%-2%；但總體而言拋售壓力並不大，表明這仍是積極的背離。

中型股和小型股的表現優於市場，其中包括 HNG (+6.8%)，ASM (+6.1%)，DBC (+5.9%)，GEX (+5.3%)，HHS (+4.7%)，BCG (+3.08%)。

外資繼續在三大市場上買超 590 億越南盾。VJC (590 億)，VNM (580 億) 和 GEX (580 億) 是外資積極收購的股票。在賣超方面，MSN (580 億)，CTG (480 億) 和 HDB (270 億) 被大量拋售。

## 市場短期觀點

我們認為，市場可能會在本週的前幾盤仍保持當前的勢頭，VN-Index 可能很快接近最近的阻力位 991.5 點，這也是我們設定 2020 年 11 月的目標價格範圍。同時，市場仍處於積極的劇烈波動的階段，現金流仍然很高，因此短期的漲勢仍然可持續。此外，短期情緒繼續在樂觀區域強勁增長，下週可能很快接近過度樂觀區域，我們需要觀察更多的這種趨勢，因這是未來的潛在風險。

總觀市場的短期趨勢仍然為上漲。因此，我們建議短期投資者在投資組合中保持較高的股票比例，並仍應利用修正階段來增加股票比重，或買進新股票；因為我們認為短期內投資的機會仍然很高。

根據周線圖，中期風險仍然較低，市場仍處於積極的劇烈波動的時期。同時，市場仍處於強勁的牛市週期，中期趨勢仍然為上漲。因此，我們建議中期投資者繼續在投資組合中持有較高的股票比例，並利用修正階段來增加股票比例。

請在 <https://ysradar.yuanta.com.vn/> 查看有關股票的信號。

We Create Fortune

## 技術分析圖



指數技術分析圖 VN-Index



指數技術分析圖 HNX-Index

指數	短期趨勢	中期趨勢	阻力區 1	阻力區 2	支撐區 1	支撐區 2
VN-Index	上漲	上漲	991	1030	963	942
HNX-Index	上漲	上漲	149	153	132	114
VN30	上漲	上漲	950	990	903	870
VNMidcaps	上漲	上漲	992	1,030	969	963
VNSmallcaps	上漲	上漲	835	845	822	804

We Create Fortune

胡志明市交易所 (HSX)

	收盤	漲跌%
VNI	990	0.69%
VN30	950.89	0.63%
VN Mid	1071.56	1.17%
VN Small	901.59	1.42%

河內交易所 (HSX)

	收盤	漲跌%
HNI	147.21	0.25%
HN30	266.98	-0.23%
VNX AllSh	913.11	0.74%

UPCOM 市場 (UPCoM)

	收盤	漲跌%
UPCoM	66.43	0.58%

外資交易	成交值 (十億盾)
買進	760.23
賣出	648.37
買超/賣超	111.86

外資交易	成交值 (十億盾)
買進	5.58
賣出	33.44
買超/賣超	-27.86

外資交易	成交值 (十億盾)
買進	12.77
賣出	37.92
買超/賣超	-25.15

上漲排名/ 股碼	漲跌 (VND)	漲跌%
PET	950	6.99%
CVT	2400	6.98%
TDP	2300	6.93%
QCG	390	6.90%
VGC	1600	6.90%

上漲排名/ 股碼	漲跌 (VND)	漲跌%
IDV	4800	9.02%
HUT	100	3.85%
SLS	800	1.30%
HLD	400	1.17%
NVB	100	1.16%

上漲排名/ 股碼	漲跌 (VND)	漲跌%
PVP	1252	13.46%
G36	863	7.44%
VCR	1346	6.29%
SIP	8639	6.16%
CTR	3336	5.95%

下跌排名/ 股碼	漲跌 (VND)	漲跌%
SMC	-650	-4.23%
NKG	-450	-3.69%
CTS	-320	-3.60%
POM	-260	-3.06%
FLC	-110	-2.56%

下跌排名/ 股碼	漲跌 (VND)	漲跌%
IDC	-500	-1.79%
LAS	-100	-1.43%
TNG	-200	-1.43%
DDG	-200	-0.71%
SHS	-100	-0.70%

下跌排名/ 股碼	漲跌 (VND)	漲跌%
HVG	-516	-10.75%
PVX	-146	-8.59%
SEA	-1382	-4.70%
VGT	-229	-2.39%
OIL	-203	-2.36%

\*備註：市值>5,000 億盾；成交值>15 億盾

市值排名/ 股碼	十億盾
VIC	351,773
VCB	334,541
VHM	254,937
VNM	229,234
BID	162,490

市值排名/ 股碼	十億盾
ACB	58,794
SHB	30,016
VCG	18,154
VCS	12,292
IDC	8,400

市值排名/ 股碼	十億盾
ACV	156,328
VEA	62,701
MCH	61,243
BSR	22,959
MSR	16,379

交易量排 名/股碼	成交值	30 日均
FLC	31,393,060	21,338,210
ITA	19,241,360	9,456,577
HPG	18,291,040	18,245,702
GEX	18,210,730	9,572,709
HSG	15,908,080	12,171,911

交易量排 名/股碼	成交值	30 日均
ACB	9,601,480	9,040,491
VCG	7,083,988	709,226
HUT	6,358,781	1,975,335
PVS	5,480,275	5,971,022
VIX	3,772,545	1,867,396

交易量排 名/股碼	成交值	30 日均
HVG	29,159,600	69,765
KLB	21,361,382	27,100
PVX	6,079,900	974,839
BSR	3,065,200	2,360,613
G36	2,622,000	1,247,874

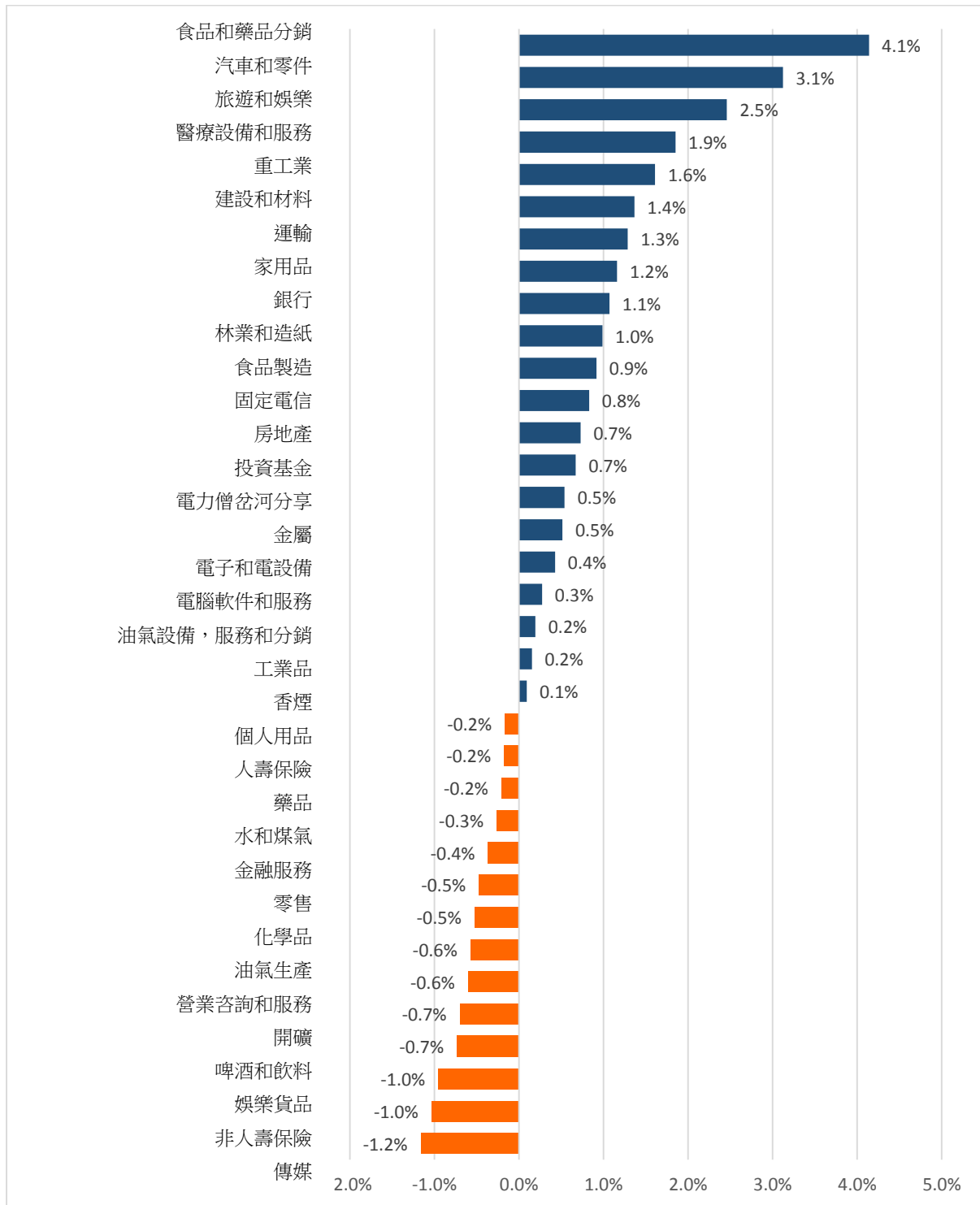
資料源: Bloomberg & Yuanta Research

資料源: Bloomberg & Yuanta Research

資料源: Bloomberg & Yuanta Research

We Create Fortune

## 各行業板塊的交易走勢



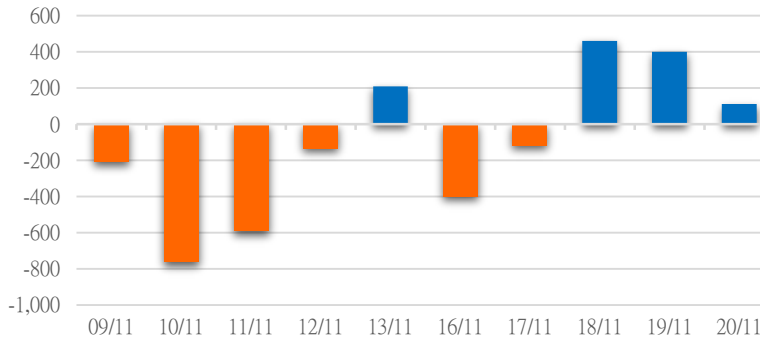
資料源: FiinPro - YSVN



We Create Fortune

## 外資買進賣統計

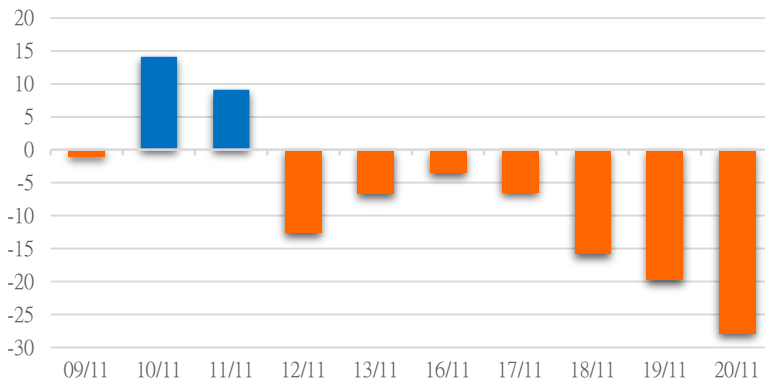
HSX 外資每日買/賣超



證券代碼	買超金額 (百萬盾)	證券代碼	賣超金額 (百萬盾)
VJC	58,621	MSN	58,231
VNM	58,412	CTG	47,582
GEX	58,021	HDB	26,992
VCB	55,913	CII	26,794
FUEVFNVD	23,710	VHM	26,356

HSX 外資買/賣超的前 5 名

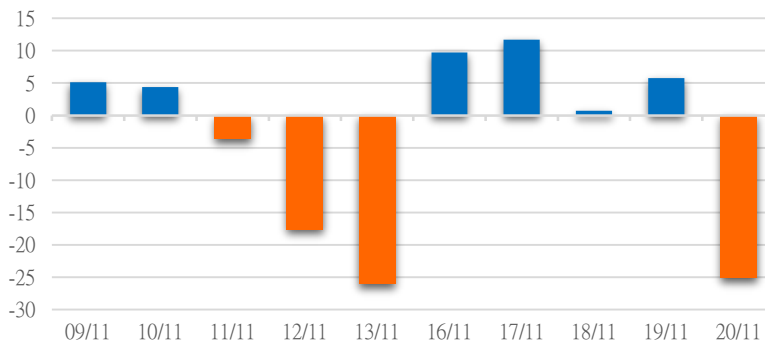
HNX 外資每日買/賣超



證券代碼	買超金額 (百萬盾)	證券代碼	賣超金額 (百萬盾)
PLC	560	ACB	22,015
VCS	275	TNG	4,125
GIC	262	DXP	1,477
SHB	260	SLS	795
SZB	237	PVS	768

HNX 外資買/賣超的前 5 名

UPCOM 外資每日買/賣超



證券代碼	買超金額 (百萬盾)	證券代碼	賣超金額 (百萬盾)
ACV	6,292	LTG	23,364
MCH	2,201	VEA	3,995
ADG	1,069	MSR	2,076
NTC	308	KDF	714
CTR	290	QNS	172

UPCOM 外資買/賣超的前 5 名

源: FiinPro - YSVN



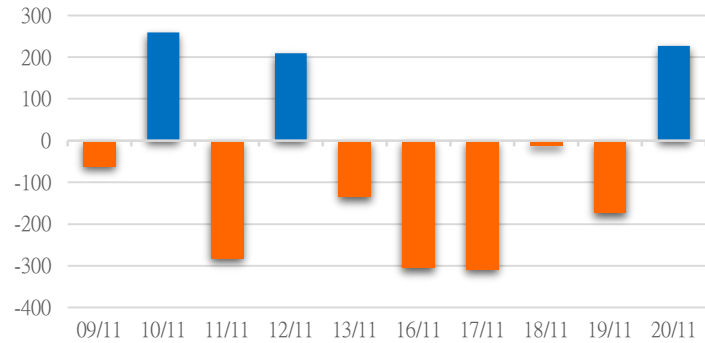
We Create **Fortune**

## 自營進出統計

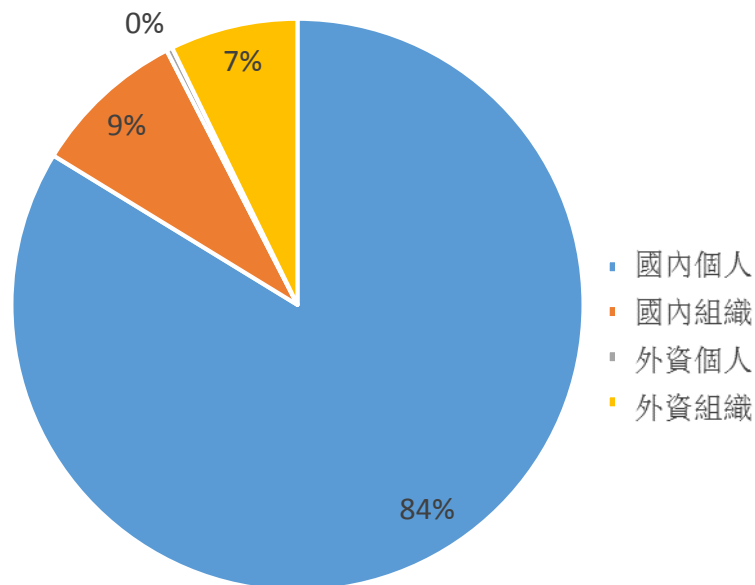
證券代碼	買超金額 (百萬盾)	證券代碼	賣超金額 (百萬盾)
LIX	90,473	FUEVFNVD	23,392
TCB	82,828	VNM	15,714
HPG	78,160	MBB	12,440
VRE	28,323	TDC	10,610
VPB	21,533	MWG	9,554

券商自營交易最大前名

券商自營交易每日買/賣超 (bil.VND)



## 越南證券市場投資人類別統計



資料源: FinPro - YSVN



We Create Fortune

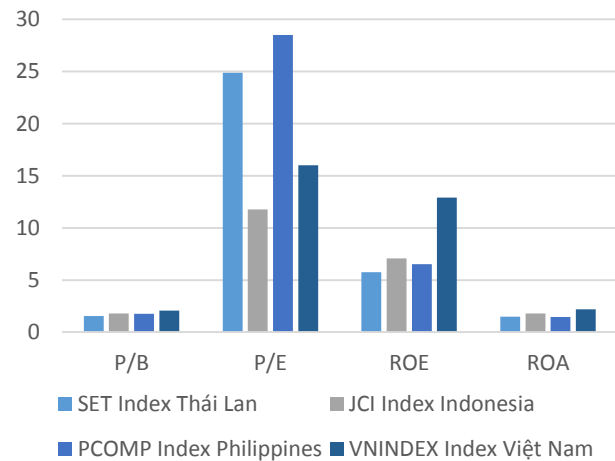
東南亞主要市場走勢比較



東南亞主要市場數據

		Thailand	Indonesia	Philippines	Vietnam
P/B		1.5x	1.8x	1.7x	2.0x
P/E		24.2x	11.6x	26.7x	15.6x
ROE	%	5.77	7.11	6.82	12.91
ROA	%	1.48	1.80	1.52	2.18
Vốn hóa	Tỷ USD	491.76	451.37	181.72	153.02
GTGD	Triệu USD	2.33	0.64	0.11	0.42
LS cổ tức	%	3.10	2.52	1.63	1.55

源：Bloomberg & YSVN





We Create **Fortune**

## 元大證券（越南）公司

### 個人客戶分析部

**Nguyễn Thế Minh**

研究分析經理

+84 28 3622 6868 ext 3826

minh.nguyen@yuanta.com.vn

**Quách Đức Khánh**

高級分析專員

+84 28 3622 6868 ext 3833

khanh.quach@yuanta.com.vn

**Nguyễn Trịnh Ngọc Hồng**

高級分析專員

+84 28 3622 6868 ext 3832

hong.nguyen@yuanta.com.vn

**Lý Thị Hiền**

研究分析主管

+84 28 3622 6868 ext 3908

hien.ly@yuanta.com.vn

**Phạm Tấn Phát**

高級分析專員

+84 28 3622 6868 ext 3880

phat.pham@yuanta.com.vn

### 個人客戶業務部

**Nguyễn Thanh Tùng**

總公司業務經理

+84 28 3622 6868 ext 3609

tung.nguyen@yuanta.com.vn

**Phạm Đắc Thành**

北部地區經理

+84 28 3622 6868 ext 3416

quang.nguyen@yuanta.com.vn

**Bùi Quốc Phong**

同奈分行經理

+84 28 3622 6868 ext 3701

phong.bui@yuanta.com.vn

**Võ Đình Tuấn**

峴港分行經理

+84 28 3622 6868 ext 3301

tuan.vo@yuanta.com.vn

**Nguyễn Mạnh Hoạt**

南部地區經理

+84 28 3622 6868 ext 3847

hoat.nguyen@yuanta.com.vn

**Võ Thị Thu Thủy**

平陽分行經理

+84 28 3622 6868 ext 3505

thuy.vo@yuanta.com.vn

**Đinh Thị Thu Cúc**

頭頓分行經理

+84 28 3622 6868 ext 3203

cuc.dinh@yuanta.com.vn

**Lương Kỳ Ty**

堤岸分行經理

+84 28 3622 6868 ext 3653

ty.luong@yuanta.com.vn

**Nguyễn Việt Quang**

河內分行經理

+84 28 3622 6868 ext 3404

quang.nguyen@yuanta.com.vn





We Create **Fortune**

## Appendix A: Important Disclosures

### Analyst Certification

Each research analyst primarily responsible for the content of this research report, in whole or in part, certifies that with respect to each security or issuer that the analyst covered in this report: (1) all of the views expressed accurately reflect his or her personal views about those securities or issuers; and (2) no part of his or her compensation was, is, or will be, directly or indirectly, related to the specific recommendations or views expressed by that research analyst in the research report.

### Ratings Definitions

**BUY:** We have a positive outlook on the stock based on our expected absolute or relative return over the investment period. Our thesis is based on our analysis of the company's outlook, financial performance, catalysts, valuation and risk profile. We recommend investors add to their position.

**HOLD-Outperform:** In our view, the stock's fundamentals are relatively more attractive than peers at the current price. Our thesis is based on our analysis of the company's outlook, financial performance, catalysts, valuation and risk profile.

**HOLD-Underperform:** In our view, the stock's fundamentals are relatively less attractive than peers at the current price. Our thesis is based on our analysis of the company's outlook, financial performance, catalysts, valuation and risk profile.

**SELL:** We have a negative outlook on the stock based on our expected absolute or relative return over the investment period. Our thesis is based on our analysis of the company's outlook, financial performance, catalysts, valuation and risk profile. We recommend investors reduce their position.

**Under Review:** We actively follow the company, although our estimates, rating and target price are under review.

**Restricted:** The rating and target price have been suspended temporarily to comply with applicable regulations and/or Yuanta policies.

Note: Yuanta research coverage with a Target Price is based on an investment period of 12 months. Greater China Discovery Series coverage does not have a formal 12 month Target Price and the recommendation is based on an investment period specified by the analyst in the report.

### Global Disclaimer

© 2018 Yuanta. All rights reserved. The information in this report has been compiled from sources we believe to be reliable, but we do not hold ourselves responsible for its completeness or accuracy. It is not an offer to sell or solicitation of an offer to buy any securities. All opinions and estimates included in this report constitute our judgment as of this date and are subject to change without notice.

This report provides general information only. Neither the information nor any opinion expressed herein constitutes an offer or invitation to make an offer to buy or sell securities or other investments. This material is prepared for general circulation to clients and is not intended to provide tailored investment advice and does not take into account the individual financial situation and objectives of any specific person who may receive this report. Investors should seek financial advice regarding the appropriateness of investing in any securities, investments or investment strategies discussed or recommended in this report. The information contained in this report has been compiled from sources believed to be reliable but no representation or warranty, express or implied, is made as to its accuracy, completeness or correctness. This report is not (and should not be construed as) a solicitation to act as securities broker or dealer in any jurisdiction by any person or company that is not legally permitted to carry on such business in that jurisdiction.

Yuanta research is distributed in the United States only to Major U.S. Institutional Investors (as defined in Rule 15a-6 under the Securities Exchange Act of 1934, as amended and SEC staff interpretations thereof). All transactions by a US person in the securities mentioned in this report must be effected through a registered broker-dealer under Section 15 of the Securities Exchange Act of 1934, as amended. Yuanta research is distributed in Taiwan by Yuanta Securities Investment Consulting. Yuanta research is distributed in Hong Kong by Yuanta Securities (Hong Kong) Co. Limited, which is licensed in Hong Kong by the Securities and Futures Commission for regulated activities, including Type 4 regulated activity (advising on securities). In Hong Kong, this research report may not be redistributed, retransmitted or disclosed, in whole or in part or any form or manner, without the express written