

## 基差正在逐漸擴大

18/12/2020

### 合約走勢

| 單位        | 收盤<br>點數 | +/-<br>點數 | 交易量<br>合約 | 到期日<br>日期 | 剩餘<br>時間<br>日 |
|-----------|----------|-----------|-----------|-----------|---------------|
| VN30F2101 | 1043.5   | 18.5      | 120,268   | 21/01     | 34            |
| VN30F2102 | 1041.9   |           | 489       | 18/02     | 62            |
| VN30F2103 | 1042.0   | 18.9      | 101       | 18/03     | 90            |
| VN30F2106 | 1041.4   | 16.8      | 525       | 17/06     | 181           |

源自: Bloomberg - YSVN

### 合約的更改交易量和持倉量

| 單位        | 交易量<br>點數 | +/-<br>點數 | OI    | +/-<br>% |
|-----------|-----------|-----------|-------|----------|
| VN30F2101 | 120,268   | 301.07%   | 16265 |          |
| VN30F2102 | 489       |           |       |          |
| VN30F2103 | 101       | -79.51%   | 460   |          |
| VN30F2106 | 525       | 464.52%   | 525   |          |

源自: Bloomberg - YSVN

### 合約的基差變動

| 單位        | 基差<br>點數 | 前一盤<br>點數 | +/-<br>點數 |
|-----------|----------|-----------|-----------|
| VN30F2101 | 6.85     | -0.05     | 6.90      |
| VN30F2102 | 5.25     | -0.05     | 5.30      |
| VN30F2103 | 5.35     | 6.15      | -0.80     |
| VN30F2106 | 4.75     | 7.65      | -2.90     |

源自: Bloomberg - YSVN

### 合約走勢

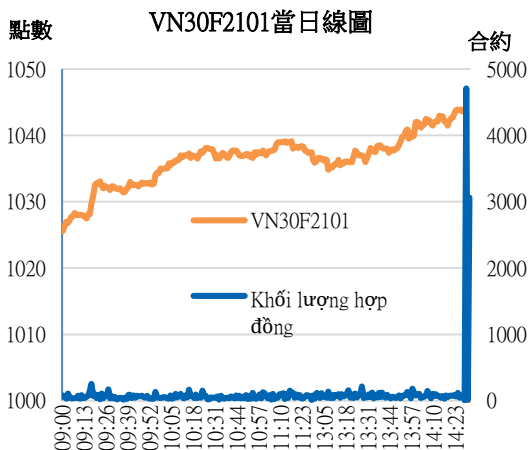
- 期貨市場取得了相當積極的增長，市場上的 4 個合約收盤上漲 16.8 至 18.9 點。積極的情緒幫助與基本指數的基差保持在 4.75-6.85 點的正數，尤其是在盤中，有時價差擴大至 7 點以上。
- 上週的交易量增加，主要是在 VN30F1M 上，達 12 萬多。

### VN30F1M 的評估

- 在 15 分鐘幀中，VN30F2101 完成側向三角形圖案後，已繼續上漲。目前，1,045 點是合約的強大阻力位，對應於價格通道的上限。RSI 也處於阻力趨勢線的下方。根據波型，VN30F2101 也處於 945 點的波足的第 5 波中，因此合約很有可能在 1045-1047 點之間有修正的階段。
- 在每日框架中，VN30F2021 仍處於上漲的勢頭，支撐位在 1008.3 點。

### 投資策略

|                      |   |
|----------------------|---|
| 當天策略<br>(Intraday)   | 由於 VN30F2101 處於強力的阻力位，因此短期策略是考慮在 1,046-1,047 點開空頭，停損於 1,049 點；和目標為 1,033-1,036 點。<br>價格在 1028-1033 點內做出積極反應，投資者可以考慮開多頭。 |
| 主要短期趨勢<br>策略 (Daily) | 考慮在 1,045-1,050 點停利在 VN30F2101 部分的多頭，並在 1,008.3 點被跌破時，將其餘部分頭寸進行風險管理。  |



Phạm Tấn Phát

高級分析專員

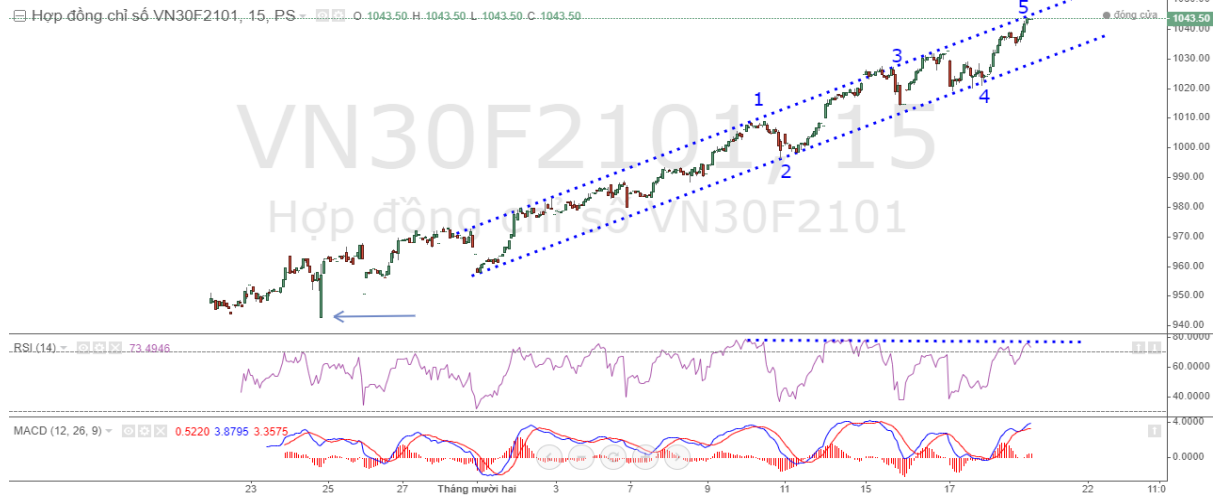
Email: [phat.pham@yuanta.com.vn](mailto:phat.pham@yuanta.com.vn)

Phone: (084) 28 3622 6868 ext 3880



We Create Fortune

### VN30F1M 合約走勢圖

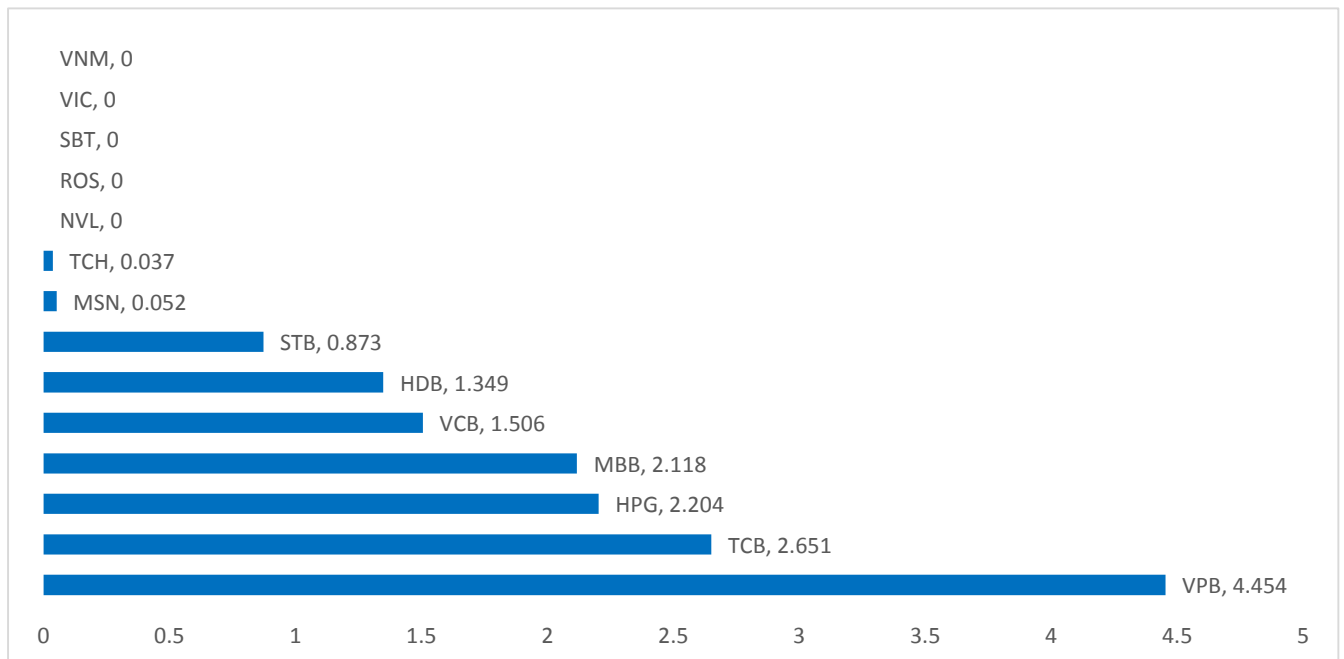


|      | VN30F2101-Daily | VN30F2101-15M |
|------|-----------------|---------------|
| 趨勢   | 上漲              | 上漲            |
| 支撐 1 | 1008            | 1039          |
| 支撐 2 | 924             | 1030          |
| 阻力 1 | 1040            | 1045          |
| 阻力 2 | 1067            | 1047          |

### VN30-INDEX 指數走勢

VN30-Index 上漲 1.94%，收於 1036.65 點。指數廣度中有 25 檔股票上漲和 0 檔下跌。VPB，TCB，HPG 和 MBB 是在漲勢中對指數影響最大的股票。

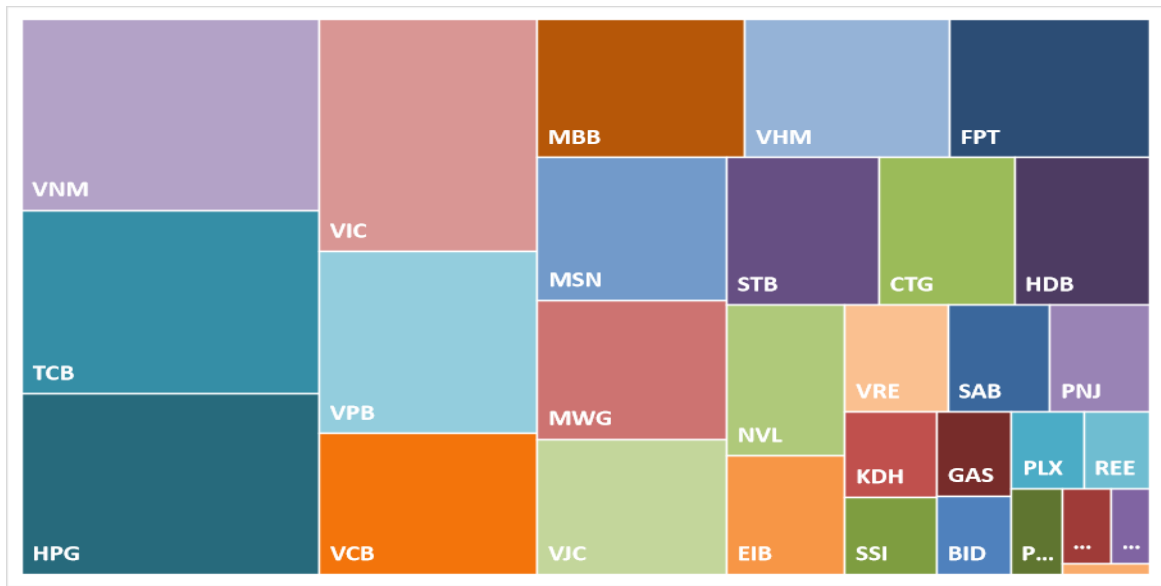
### VN30-INDEX 中最具有影響力的成份股





We Create **Fortune**

## VN30-INDEX 中的資本化



## HDB 的走勢圖



## 期貨合約的價格，交易量和開 OI 的數量

| 日期         | VN30F2101 | 交易量     | OI     |
|------------|-----------|---------|--------|
| 18/12/2020 | 1,043.5   | 120,268 | 24,779 |
| 17/12/2020 | 1,016.9   | 144,728 | 24,779 |
| 16/12/2020 | 1,028.0   | 132,991 | 24,779 |
| 15/12/2020 | 1,014.7   | 123,512 | 30,186 |
| 14/12/2020 | 1,026.0   | 90,407  | 32,529 |
| 11/12/2020 | 1,008.1   | 97,171  | 36,962 |
| 10/12/2020 | 1,002.0   | 110,228 | 37,517 |
| 09/12/2020 | 1,008.0   | 93,382  | 34,017 |
| 08/12/2020 | 993.0     | 97,422  | 34,301 |

| 日期         | VN30F2102 | 交易量    | OI     |
|------------|-----------|--------|--------|
| 18/12/2020 | 1041.9    | 489    | 16,265 |
| 17/12/2020 | 1025      | 29,987 | 16,265 |
| 16/12/2020 | 1032.9    | 11,440 | 11,111 |
| 15/12/2020 | 1015      | 7,230  | 6,459  |
| 14/12/2020 | 1025      | 1,863  | 2,730  |
| 11/12/2020 | 1007.6    | 1,351  | 1,629  |
| 10/12/2020 | 1001.1    | 461    | 973    |
| 09/12/2020 | 1006.5    | 883    | 911    |
| 08/12/2020 | 991.5     | 347    | 649    |



We Create **Fortune**

| 日期         | VN30F2103 | 交易量 | OI  |
|------------|-----------|-----|-----|
| 18/12/2020 | 1,042.0   | 101 |     |
| 17/12/2020 | 1,023.1   | 493 | 402 |
| 16/12/2020 | 1,031.0   | 76  | 402 |
| 15/12/2020 | 1,018.8   | 103 | 391 |
| 14/12/2020 | 1,025.0   | 84  | 402 |
| 11/12/2020 | 1,007.0   | 149 | 391 |
| 10/12/2020 | 1,003.8   | 77  | 329 |
| 09/12/2020 | 1,010.0   | 32  | 348 |
| 08/12/2020 | 992.4     | 48  | 344 |

| 日期         | VN30F2106 | 交易量 | OI  |
|------------|-----------|-----|-----|
| 18/12/2020 | 1041.4    | 525 | 460 |
| 17/12/2020 | 1023.1    | 493 | 460 |
| 16/12/2020 | 1031      | 76  | 402 |
| 15/12/2020 | 1018.8    | 103 | 391 |
| 14/12/2020 | 1025      | 84  | 402 |
| 11/12/2020 | 1007      | 149 | 391 |
| 10/12/2020 | 1003.8    | 77  | 329 |
| 09/12/2020 | 1010      | 32  | 348 |
| 08/12/2020 | 992.4     | 48  | 344 |



We Create Fortune

VN30 指數的成份股

| 股票代碼 | 企業名稱  | 產業     | 比重   | 收盤價     | 資本       | PER  | PBR | 3 個月成交量 | 外資持股 | 52 週走高  | Thấp 52 Tuần |
|------|---|--------|------|---------|----------|------|-----|---------|------|---------|--------------|
|      |   | 單位     | %    | VND     | Bil. VND | x    | x   | 000 cp  | %    | VND     | VND          |
| BID  | 越南投資與發展商業股份銀行                                   | 金融     | 0.9% | 47,000  | 189,035  | 22.1 | 2.4 | 2,170   | 17%  | 55,800  | 29,500       |
| KDH  | Khang Dien 住房投資和營業股份<br>公司                      | 房地產    | 1.2% | 27,700  | 15,479   | 13.4 | 2.0 | 1,370   | 39%  | 28,650  | 16,667       |
| CTG  | 越南工商股份銀行  | 金融     | 3.2% | 34,600  | 128,830  | 11.7 | 1.6 | 8,606   | 29%  | 35,600  | 16,600       |
| TCH  | Hoang Huy 金融服務投資股份<br>公司                        | 工業     | 0.5% | 19,300  | 6,818    | 6.7  | 1.4 | 9,670   | 5%   | 45,550  | 16,250       |
| PLX  | 越南汽油集團  | 能源     | 0.9% | 53,800  | 65,572   | 78.9 | 3.2 | 537     | 16%  | 58,100  | 35,100       |
| EIB  | 越南進出口貿易股份銀行                                     | 金融     | 2.2% | 17,200  | 21,146   | 24.7 | 1.3 | 318     | 30%  | 18,400  | 14,000       |
| FPT  | FPT 發展投資工藝股份<br>公司                              | CNTT   | 4.4% | 56,900  | 44,604   | 13.4 | 3.0 | 2,168   | 49%  | 58,000  | 34,870       |
| GAS  | 越南氣體總公司 - 股份<br>公司                              | 公用服務   | 1.0% | 84,900  | 162,494  | 17.9 | 3.5 | 1,052   | 3%   | 99,000  | 53,900       |
| POW  | 越南電力石油股份<br>公司                                  | 公用服務   | 0.7% | 12,000  | 28,102   | 17.7 | 1.0 | 7,631   | 9%   | 12,550  | 6,850        |
| HDB  | 胡志明市發展商業股份<br>銀行                                | 金融     | 3.2% | 23,700  | 37,772   | 8.8  | 1.7 | 3,721   | 21%  | 23,700  | 9,758        |
| HPG  | Hoa Phat (和發) 集團股份<br>公司                        | 原材料    | 8.6% | 38,600  | 127,893  | 11.9 | 2.3 | 19,033  | 34%  | 39,500  | 12,708       |
| MBB  | 軍隊貿易股份銀行  | 金融     | 4.7% | 23,100  | 64,060   | 7.7  | 1.4 | 10,169  | 23%  | 23,100  | 11,435       |
| MSN  | Masan 集團股份<br>公司                                | 必需消費品  | 4.2% | 84,100  | 98,791   | 40.7 | 4.8 | 2,300   | 34%  | 98,000  | 46,400       |
| MWG  | 世界移動通信投資股份<br>公司                                | 非必需消費品 | 4.2% | 115,000 | 52,050   | 13.5 | 3.4 | 1,028   | 49%  | 120,500 | 56,300       |
| NVL  | Nova 房地產投資集團股份<br>公司                            | 房地產    | 2.8% | 66,000  | 65,095   | 11.3 | 2.6 | 1,546   | 5%   | 67,400  | 49,100       |
| PNJ  | Phu Nhuan (富潤) 珠寶股份<br>公司                       | 非必需消費品 | 1.7% | 77,300  | 17,402   | 16.8 | 3.5 | 999     | 49%  | 92,500  | 45,000       |
| REE  | 冷機電股份<br>公司                                     | 工業     | 0.8% | 46,600  | 14,448   | 10.1 | 1.3 | 465     | 49%  | 49,500  | 26,100       |
| ROS  | FLC Faros 建築股份<br>公司                            | 工業     | 0.2% | 2,200   | 1,249    |      | 0.2 | 6,283   | 2%   | 24,000  | 2,050        |
| SAB  | Sai Gon (西貢) 飲料-酒-啤酒<br>股份<br>公司                | 必需消費品  | 1.7% | 201,800 | 129,411  | 32.0 | 6.5 | 110     | 63%  | 236,000 | 111,500      |
| SBT  | Bien Hoa - Thanh Thanh Cong (邊和 - 成成功) 股份<br>公司 | 必需消費品  | 0.6% | 19,800  | 11,617   | 28.2 | 1.6 | 3,967   | 6%   | 22,700  | 11,600       |
| SSI  | SSI 西貢證券股份<br>公司                                | 金融     | 1.2% | 26,800  | 16,105   | 14.6 | 1.7 | 6,721   | 48%  | 26,800  | 9,569        |
| STB  | 西貢商信銀行 (sacombank)                              | 金融     | 3.6% | 17,000  | 30,662   | 12.9 | 1.1 | 18,260  | 9%   | 17,150  | 7,120        |
| TCB  | 越南技商股份銀行<br>(Techcombank)                       | 金融     | 8.8% | 29,200  | 102,343  | 9.0  | 1.5 | 17,602  | 23%  | 29,350  | 14,000       |
| VCB  | 越南外商貿易股份銀行                                      | 金融     | 5.0% | 98,900  | 366,808  | 21.4 | 3.9 | 1,016   | 24%  | 99,900  | 56,600       |
| VHM  | Vinhomes 股份<br>公司                               | 房地產    | 4.5% | 85,300  | 280,596  | 12.4 | 3.7 | 2,460   | 22%  | 89,500  | 52,000       |
| VIC  | Vingroup 集團股份<br>公司                             | 房地產    | 7.9% | 104,700 | 354,140  | 39.4 | 4.1 | 724     | 14%  | 116,000 | 68,000       |
| VJC  | Vietjet 越捷航空股份<br>公司                            | 工業     | 4.0% | 125,000 | 65,480   |      | 4.7 | 524     | 19%  | 148,800 | 93,200       |
| VNM  | 越南牛奶股份<br>公司                                    | 必需消費品  | 8.9% | 110,400 | 230,697  | 23.1 | 7.9 | 2,038   | 58%  | 113,900 | 69,750       |
| VPB  | Viet Nam Thinh Vuong<br>(越南繁榮) 貿易股份<br>銀行       | 金融     | 6.6% | 31,650  | 77,155   | 7.7  | 1.6 | 6,887   | 23%  | 31,650  | 16,000       |
| VRE  | Vincom Retail 股份<br>公司                          | 房地產    | 1.8% | 30,150  | 68,510   | 30.1 | 2.4 | 4,973   | 31%  | 34,650  | 16,900       |



We Create Fortune

## 元大證券（越南）公司

### 個人客戶分析部

**Nguyễn Th ê Minh**

研究分析經理

+84 28 3622 6868 ext 3826  
minh.nguyen@yuanta.com.vn

**Lý Thị Hi ền**

研究分析主管

+84 28 3622 6868 ext 3908  
hien.ly@yuanta.com.vn

**Quách Đức Khánh**

高級分析專員

+84 28 3622 6868 ext 3833  
khanh.quach@yuanta.com.vn

**Nguyễn Trịnh Ngọc Hồng**

高級分析專員

+84 28 3622 6868 ext 3832  
hong.nguyen@yuanta.com.vn

**Phạm Tấn Phát**

高級分析專員

+84 28 3622 6868 ext 3880  
phat.pham@yuanta.com.vn

### 個人客戶業務部

**Nguyễn Thanh Tùng**

總公司業務經理

+84 28 3622 6868 ext 3609  
tung.nguyen@yuanta.com.vn

**Phạm Đ ắc Thành**

北部區域經理

+84 28 3622 6868 ext 3416  
thanh.pham@yuanta.com.vn

**Nguyễn Mạnh Hoạt**

南部區域經理(胡志明市區域)

+84 28 3622 6868 ext 3847  
hoat.nguyen@yuanta.com.vn

**Lương Kỳ Ty**

堤岸分行經理

+84 28 3622 6868 ext 3653  
ty.luong@yuanta.com.vn

**Bùi Quốc Phong**

同奈分行經理

+84 28 3622 6868 ext 3701  
phong.bui@yuanta.com.vn

**Võ Thị Thu Thủy**

平陽分行經理

+84 28 3622 6868 ext 3505  
thuy.vo@yuanta.com.vn

**Nguyễn Việt Quang**

河內分行經理

+84 28 3622 6868 ext 3404  
quang.nguyen@yuanta.com.vn

**Võ Đình Tuấn**

峴港分行經理

+84 28 3622 6868 ext 3301  
tuan.vo@yuanta.com.vn

**Đinh Thị Thu Cúc**

頭頓分行經理

+84 28 3622 6868 ext 3203  
cuc.dinh@yuanta.com.vn



We Create **Fortune**

## Appendix A: Important Disclosures

### Analyst Certification

Each research analyst primarily responsible for the content of this research report, in whole or in part, certifies that with respect to each security or issuer that the analyst covered in this report: (1) all of the views expressed accurately reflect his or her personal views about those securities or issuers; and (2) no part of his or her compensation was, is, or will be, directly or indirectly, related to the specific recommendations or views expressed by that research analyst in the research report.

### Ratings Definitions

**BUY:** We have a positive outlook on the stock based on our expected absolute or relative return over the investment period. Our thesis is based on our analysis of the company's outlook, financial performance, catalysts, valuation and risk profile. We recommend investors add to their position.

**HOLD-Outperform:** In our view, the stock's fundamentals are relatively more attractive than peers at the current price. Our thesis is based on our analysis of the company's outlook, financial performance, catalysts, valuation and risk profile.

**HOLD-Underperform:** In our view, the stock's fundamentals are relatively less attractive than peers at the current price. Our thesis is based on our analysis of the company's outlook, financial performance, catalysts, valuation and risk profile.

**SELL:** We have a negative outlook on the stock based on our expected absolute or relative return over the investment period. Our thesis is based on our analysis of the company's outlook, financial performance, catalysts, valuation and risk profile. We recommend investors reduce their position.

**Under Review:** We actively follow the company, although our estimates, rating and target price are under review.

**Restricted:** The rating and target price have been suspended temporarily to comply with applicable regulations and/or Yuanta policies.

Note: Yuanta research coverage with a Target Price is based on an investment period of 12 months. Greater China Discovery Series coverage does not have a formal 12 months Target Price and the recommendation is based on an investment period specified by the analyst in the report.

### Global Disclaimer

© 2020 Yuanta. All rights reserved. The information in this report has been compiled from sources we believe to be reliable, but we do not hold ourselves responsible for its completeness or accuracy. It is not an offer to sell or solicitation of an offer to buy any securities. All opinions and estimates included in this report constitute our judgment as of this date and are subject to change without notice.

This report provides general information only. Neither the information nor any opinion expressed herein constitutes an offer or invitation to make an offer to buy or sell securities or other investments. This material is prepared for general circulation to clients and is not intended to provide tailored investment advice and does not take into account the individual financial situation and objectives of any specific person who may receive this report. Investors should seek financial advice regarding the appropriateness of investing in any securities, investments or investment strategies discussed or recommended in this report. The information contained in this report has been compiled from sources believed to be reliable but no representation or warranty, express or implied, is made as to its accuracy, completeness or correctness. This report is not (and should not be construed as) a solicitation to act as securities broker or dealer in any jurisdiction by any person or company that is not legally permitted to carry on such business in that jurisdiction.

Yuanta research is distributed in the United States only to Major U.S. Institutional Investors (as defined in Rule 15a-6 under the Securities Exchange Act of 1934, as amended and SEC staff interpretations thereof). All transactions by a US person in the securities mentioned in this report must be effected through a registered broker-dealer under Section 15 of the Securities Exchange Act of 1934, as amended. Yuanta research is distributed in Taiwan by Yuanta Securities Investment Consulting. Yuanta research is distributed in Hong Kong by Yuanta Securities (Hong Kong) Co. Limited, which is licensed in Hong Kong by the Securities and Futures Commission for regulated activities, including Type 4 regulated activity (advising on securities). In Hong Kong, this research report may not be redistributed, retransmitted or disclosed, in whole or in part or any form or manner, without the express written consent of Yuanta Securities (Hong Kong) Co. Limited.