

在市場的修正階段開多頭

29/12/2020

合約走勢

收盤	+/-	交易量	到期日	剩餘時間	
單位	點數	點數	合約	日期	
VN30F2101	1066.0	1.1	164,755	21/01	26
VN30F2102	1064.3	0.5	265	18/02	54
VN30F2103	1067.0	2.0	111	18/03	82
VN30F2106	1068.0	-5.0	110	17/06	173

源自: Bloomberg - YSVN

合約的更改交易量和持倉量

交易量	+/-	OI	+/-
單位	點數	點數	%
VN30F2101	164,755	4.00%	38,179
VN30F2102	265	20.45%	222
VN30F2103	111	79.03%	386
VN30F2106	110	-55.65%	449

源自: Bloomberg - YSVN

合約的基差變動

基差	前一盤	+/-	
單位	點數	點數	
VN30F2101	11.77	12.77	-1.00
VN30F2102	10.07	12.77	-2.70
VN30F2103	12.77	12.87	-0.10
VN30F2106	13.77	20.87	-7.10

源自: Bloomberg - YSVN

合約走勢

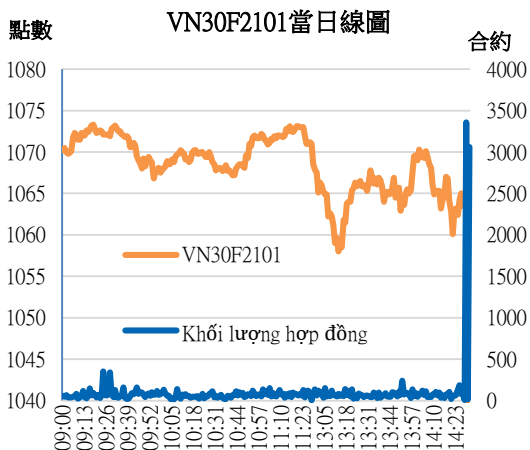
- 期貨市場繼續出現震盪，導致最近期的 3 個合約收盤，漲幅收窄至 0.5-2 點，而只有 VN30F2106 下跌 5 點。4 個期貨合約的基差保持在 10.07-13.77 點。
- 交易量略有增長，其中 VN30F1M 的交易量更引人注目，因增長了 4%，達 16.4 萬份。

VN30F1M 的評估

- VN30F1M 在 1073 點遇到了短期阻力，對應於上述的趨勢線。同時，VN30F1M 可能會以 sideways-up 的狀態在下限區 1047-1050 點內橫盤累積，相當於 Fibon Retracement 50%，趨勢線作為支撐的位置而上限為 1068-1070 點。
- 與此同時，主流市場仍處於上漲趨勢，支撐位為 VN30F1M 的 1029.5 點。

投資策略

當天策略 (Intraday)	當價格修正至 1048-1050 點範圍時開多頭，停損於 1043 點，且目標為 1065 點。
主要短期趨勢策略 (Daily)	繼續持有 VN30F2101 的多頭，並在價格跌破 1029.5 點時停損；目標為 1076-1080 範圍。



Phạm Tấn Phát

高級分析專員

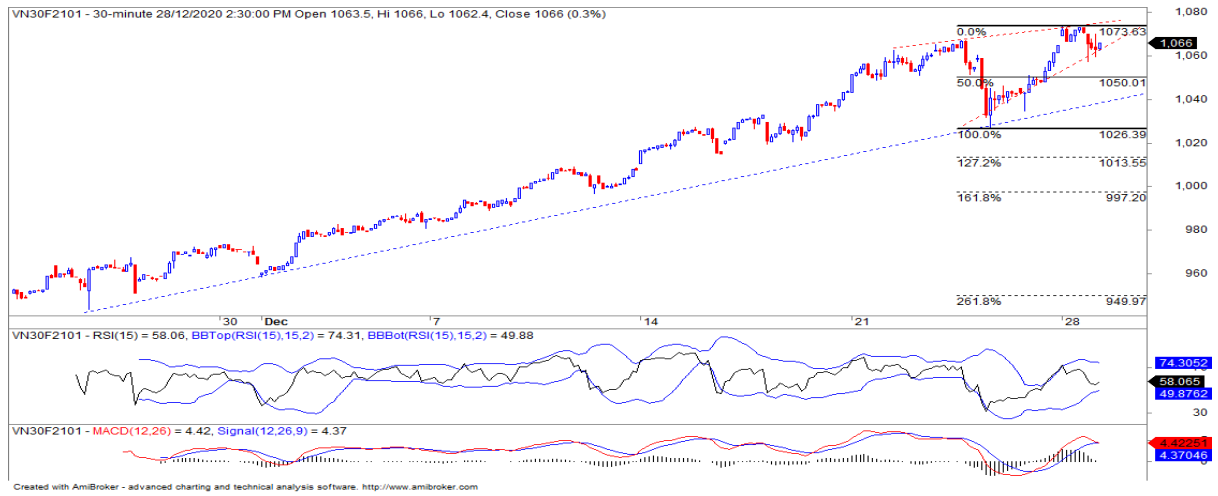
Email: phat.pham@yuanta.com.vn

Phone: (084) 28 3622 6868 ext 3880



We Create Fortune

VN30F1M 合約走勢圖

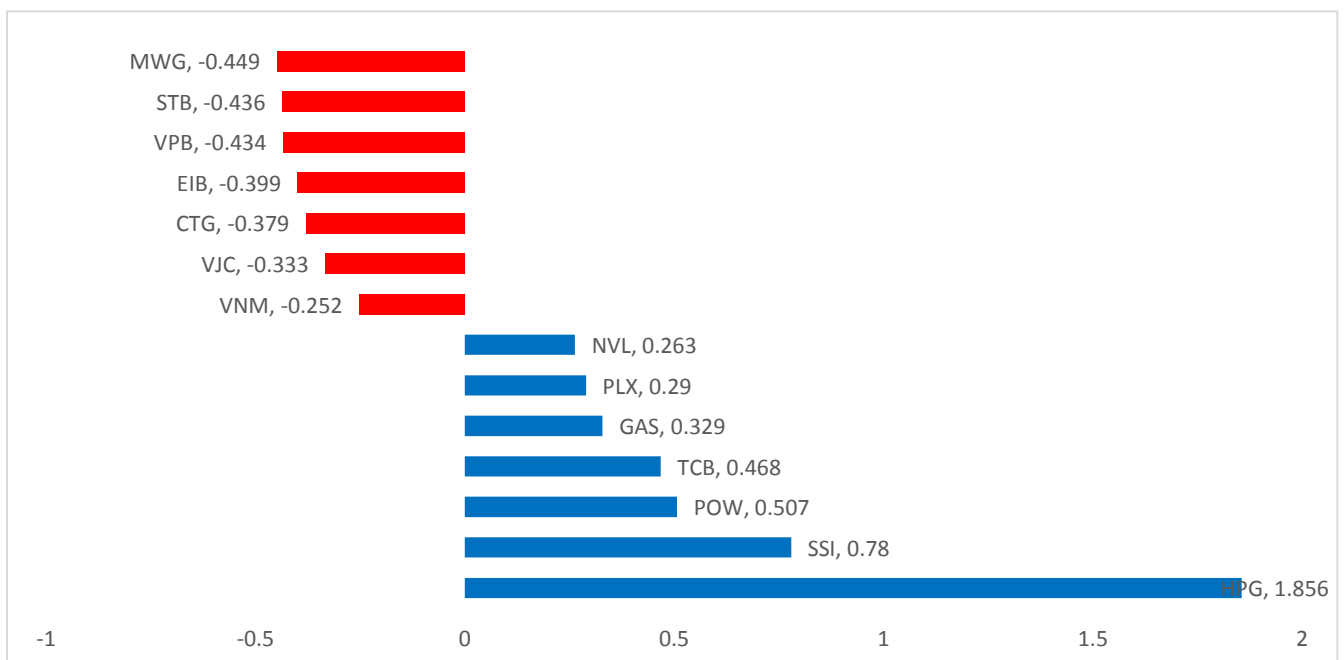


	VN30F2101-Daily	VN30F2101-30M
趨勢	上漲	上漲
支撐 1	1029	1055
支撐 2	924	1050
阻力 1	1080	1073
阻力 2	1181	1077

VN30-INDEX 指數走勢

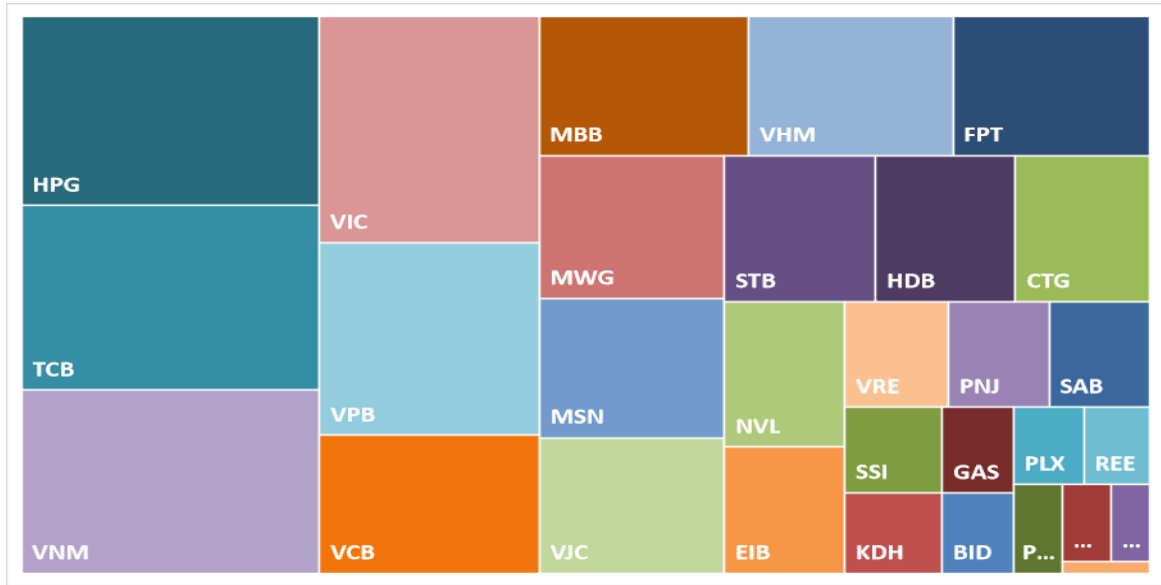
VN30-Index 上漲 0.2%，收於 1054.23 點。指數廣度有 14 檔股票上漲和 13 檔下跌。HPG，SSI，POW，TCB 和 GAS 是當天漲勢的主要貢獻股票。相反，MWG，STB 和 VPB 是導致指數下跌的股票。

VN30-INDEX 中最具有影響力的成份股



We Create Fortune

VN30-INDEX 中的資本化



POW 的走勢圖



期貨合約的價格，交易量和開 OI 的數量

日期	VN30F2101	交易量	OI
28/12/2020	1,066.0	164,755	38,179
25/12/2020	1,064.9	158,420	38,179
24/12/2020	1,042.6	230,696	39,046
23/12/2020	1,055.0	136,370	39,046
22/12/2020	1,060.3	150,716	36,471
21/12/2020	1,057.0	134,380	31,297
18/12/2020	1,043.5	120,268	29,176
17/12/2020	1,016.9	144,728	24,779
16/12/2020	1,028.0	132,991	24,779

日期	VN30F2102	交易量	OI
28/12/2020	1064.3	265	222
25/12/2020	1063.8	220	222
24/12/2020	1042.5	384	251
23/12/2020	1053.7	309	251
22/12/2020	1058	605	255
21/12/2020	1055.7	517	223
18/12/2020	1041.9	489	210
17/12/2020	1025	29,987	16,265
16/12/2020	1032.9	11,440	11,111



We Create **Fortune**

日期	VN30F2103	交易量	OI
28/12/2020	1,067.0	111	386
25/12/2020	1,065.0	62	386
24/12/2020	1,043.2	107	375
23/12/2020	1,054.5	605	375
22/12/2020	1,054.8	274	371
21/12/2020	1,058.0	146	366
18/12/2020	1,042.0	101	460
17/12/2020	1,023.1	493	402
16/12/2020	1,031.0	76	402

日期	VN30F2106	交易量	OI
28/12/2020	1068	110	449
25/12/2020	1073	248	449
24/12/2020	1046.1	209	353
23/12/2020	1055.1	131	353
22/12/2020	1062.5	329	361
21/12/2020	1057.1	116	361
18/12/2020	1041.4	525	353
17/12/2020	1023.1	493	460
16/12/2020	1031	76	402



We Create Fortune

VN30 指數的成份股

股票代碼	企業名稱	產業	比重	收盤價	資本	PER	PBR	3 個月成交量	外資持股	52 週走高	Thấp 52 Tuần
		單位	%	VND	Bil. VND	x	x	000 cp	%	VND	VND
BID	越南投資與發展商業股份銀行	金融	0.9%	46,600	187,426	21.9	2.4	2,256	17%	55,800	29,500
KDH	Khang Dien 住房投資和營業股份公司	房地產	1.3%	28,450	15,898	13.8	2.1	1,461	38%	29,200	16,667
CTG	越南工商股份銀行	金融	3.1%	34,700	129,202	11.8	1.6	8,759	29%	35,600	16,600
TCH	Hoang Huy 金融服務投資股份公司	工業	0.5%	20,000	7,065	6.9	1.4	9,968	5%	45,550	16,250
PLX	越南汽油集團	能源	0.9%	53,100	64,719	77.9	3.2	568	16%	58,100	35,100
EIB	越南進出口貿易股份銀行	金融	2.4%	19,100	23,482	27.5	1.4	346	30%	20,900	14,000
FPT	FPT 發展投資工藝股份公司	CNTT	4.4%	57,600	45,153	13.6	3.0	2,173	49%	58,600	34,870
GAS	越南氣體總公司 - 股份公司	公用服務	1.0%	84,200	161,155	17.7	3.4	1,071	3%	99,000	53,900
POW	越南電力石油股份公司	公用服務	0.7%	12,300	28,805	18.1	1.0	8,231	9%	12,750	6,850
HDB	胡志明市發展商業股份銀行	金融	3.2%	24,000	38,250	8.9	1.7	4,043	17%	25,000	9,758
HPG	Hoa Phat (和發) 集團股份公司	原材料	9.0%	40,750	135,016	12.6	2.5	19,483	33%	41,200	12,708
MBB	軍隊貿易股份銀行	金融	4.7%	23,100	64,060	7.7	1.4	10,825	23%	23,700	11,435
MSN	Masan 集團股份公司	必需消費品	4.1%	82,500	96,911	39.9	4.7	2,289	34%	98,000	46,400
MWG	世界移動通信投資股份公司	非必需消費品	4.2%	118,500	53,634	13.9	3.5	1,038	49%	121,300	56,300
NVL	Nova 房地產投資集團股份公司	房地產	2.8%	66,500	65,588	11.4	2.6	1,686	5%	67,400	49,100
PNJ	Phu Nhuan (富潤) 珠寶股份公司	非必需消費品	1.7%	77,700	17,672	16.9	3.6	983	49%	92,500	45,000
REE	冷機電股份公司	工業	0.8%	48,000	14,882	10.4	1.4	471	49%	49,500	26,100
ROS	FLC Faros 建築股份公司	工業	0.2%	2,460	1,396		0.2	7,050	2%	23,450	2,050
SAB	Sai Gon (西貢) 飲料-酒-啤酒股份公司	必需消費品	1.7%	198,000	126,974	31.4	6.4	109	63%	236,000	111,500
SBT	Bien Hoa - Thanh Thanh Cong (邊和 - 成成功) 股份公司	必需消費品	0.6%	20,900	12,899	29.8	1.7	3,963	6%	22,700	11,600
SSI	SSI 西貢證券股份公司	金融	1.3%	30,300	18,208	16.5	1.9	7,279	47%	30,300	9,569
STB	西貢商信銀行 (sacombank)	金融	3.5%	16,950	30,572	12.9	1.1	18,750	9%	17,350	7,120
TCB	越南技商股份銀行 (Techcombank)	金融	8.8%	29,550	103,570	9.1	1.5	18,802	23%	29,900	14,000
VCB	越南外商貿易股份銀行	金融	4.8%	97,600	361,986	21.1	3.9	970	24%	99,900	56,600
VHM	Vinhomes 股份公司	房地產	4.5%	87,600	288,161	12.7	3.8	2,553	22%	89,500	52,000
VIC	Vingroup 集團股份公司	房地產	7.9%	105,900	358,199	39.8	4.2	737	14%	115,700	68,000
VJC	Vietjet 越捷航空股份公司	工業	4.0%	125,900	65,951		4.7	535	19%	148,800	93,200
VNM	越南牛奶股份公司	必需消費品	8.7%	109,000	227,771	22.8	7.8	2,097	58%	113,900	69,750
VPB	Viet Nam Thinh Vuong (越南繁榮) 貿易股份銀行	金融	6.7%	32,500	79,227	7.9	1.6	7,040	23%	33,500	16,000
VRE	Vincom Retail 股份公司	房地產	1.7%	30,450	69,192	30.4	2.4	5,469	31%	34,650	16,900



We Create **Fortune**

元大證券（越南）公司

個人客戶分析部

Nguyễn Th ê Minh

研究分析經理

+84 28 3622 6868 ext 3826
minh.nguyen@yuanta.com.vn

Lý Thị Hi ề n

研究分析主管

+84 28 3622 6868 ext 3908
hien.ly@yuanta.com.vn

Quách Đức Khánh

高級分析專員

+84 28 3622 6868 ext 3833
khanh.quach@yuanta.com.vn

Nguyễn Trịnh Ngọc Hồng

高級分析專員

+84 28 3622 6868 ext 3832
hong.nguyen@yuanta.com.vn

Phạm Tấn Phát

高級分析專員

+84 28 3622 6868 ext 3880
phat.pham@yuanta.com.vn

個人客戶業務部

Nguyễn Thanh Tùng

總公司業務經理

+84 28 3622 6868 ext 3609
tung.nguyen@yuanta.com.vn

Phạm Đ ắc Thành

北部區域經理

+84 28 3622 6868 ext 3416
thanh.pham@yuanta.com.vn

Nguyễn Mạnh Hoạt

南部區域經理(胡志明市區域)

+84 28 3622 6868 ext 3847
hoat.nguyen@yuanta.com.vn

Lương Kỳ Ty

堤岸分行經理

+84 28 3622 6868 ext 3653
ty.luong@yuanta.com.vn

Bùi Quốc Phong

同奈分行經理

+84 28 3622 6868 ext 3701
phong.bui@yuanta.com.vn

Võ Thị Thu Thủy

平陽分行經理

+84 28 3622 6868 ext 3505
thuy.vo@yuanta.com.vn

Nguyễn Việt Quang

河內分行經理

+84 28 3622 6868 ext 3404
quang.nguyen@yuanta.com.vn

Võ Đình Tuấn

峴港分行經理

+84 28 3622 6868 ext 3301
tuan.vo@yuanta.com.vn

Đinh Thị Thu Cúc

頭頓分行經理

+84 28 3622 6868 ext 3203
cuc.dinh@yuanta.com.vn



We Create **Fortune**

Appendix A: Important Disclosures

Analyst Certification

Each research analyst primarily responsible for the content of this research report, in whole or in part, certifies that with respect to each security or issuer that the analyst covered in this report: (1) all of the views expressed accurately reflect his or her personal views about those securities or issuers; and (2) no part of his or her compensation was, is, or will be, directly or indirectly, related to the specific recommendations or views expressed by that research analyst in the research report.

Ratings Definitions

BUY: We have a positive outlook on the stock based on our expected absolute or relative return over the investment period. Our thesis is based on our analysis of the company's outlook, financial performance, catalysts, valuation and risk profile. We recommend investors add to their position.

HOLD-Outperform: In our view, the stock's fundamentals are relatively more attractive than peers at the current price. Our thesis is based on our analysis of the company's outlook, financial performance, catalysts, valuation and risk profile.

HOLD-Underperform: In our view, the stock's fundamentals are relatively less attractive than peers at the current price. Our thesis is based on our analysis of the company's outlook, financial performance, catalysts, valuation and risk profile.

SELL: We have a negative outlook on the stock based on our expected absolute or relative return over the investment period. Our thesis is based on our analysis of the company's outlook, financial performance, catalysts, valuation and risk profile. We recommend investors reduce their position.

Under Review: We actively follow the company, although our estimates, rating and target price are under review.

Restricted: The rating and target price have been suspended temporarily to comply with applicable regulations and/or Yuanta policies.

Note: Yuanta research coverage with a Target Price is based on an investment period of 12 months. Greater China Discovery Series coverage does not have a formal 12 months Target Price and the recommendation is based on an investment period specified by the analyst in the report.

Global Disclaimer

© 2020 Yuanta. All rights reserved. The information in this report has been compiled from sources we believe to be reliable, but we do not hold ourselves responsible for its completeness or accuracy. It is not an offer to sell or solicitation of an offer to buy any securities. All opinions and estimates included in this report constitute our judgment as of this date and are subject to change without notice.

This report provides general information only. Neither the information nor any opinion expressed herein constitutes an offer or invitation to make an offer to buy or sell securities or other investments. This material is prepared for general circulation to clients and is not intended to provide tailored investment advice and does not take into account the individual financial situation and objectives of any specific person who may receive this report. Investors should seek financial advice regarding the appropriateness of investing in any securities, investments or investment strategies discussed or recommended in this report. The information contained in this report has been compiled from sources believed to be reliable but no representation or warranty, express or implied, is made as to its accuracy, completeness or correctness. This report is not (and should not be construed as) a solicitation to act as securities broker or dealer in any jurisdiction by any person or company that is not legally permitted to carry on such business in that jurisdiction.

Yuanta research is distributed in the United States only to Major U.S. Institutional Investors (as defined in Rule 15a-6 under the Securities Exchange Act of 1934, as amended and SEC staff interpretations thereof). All transactions by a US person in the securities mentioned in this report must be effected through a registered broker-dealer under Section 15 of the Securities Exchange Act of 1934, as amended. Yuanta research is distributed in Taiwan by Yuanta Securities Investment Consulting. Yuanta research is distributed in Hong Kong by Yuanta Securities (Hong Kong) Co. Limited, which is licensed in Hong Kong by the Securities and Futures Commission for regulated activities, including Type 4 regulated activity (advising on securities). In Hong Kong, this research report may not be redistributed, retransmitted or disclosed, in whole or in part or any form or manner, without the express written consent of Yuanta Securities (Hong Kong) Co. Limited.