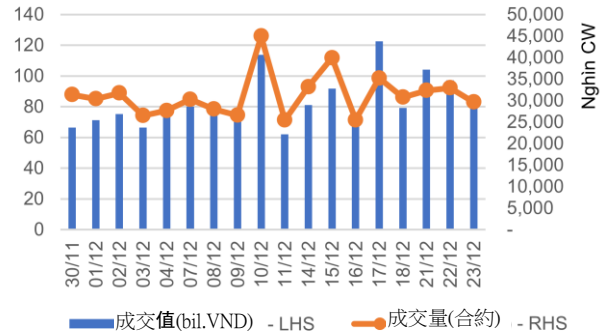


流動性減弱

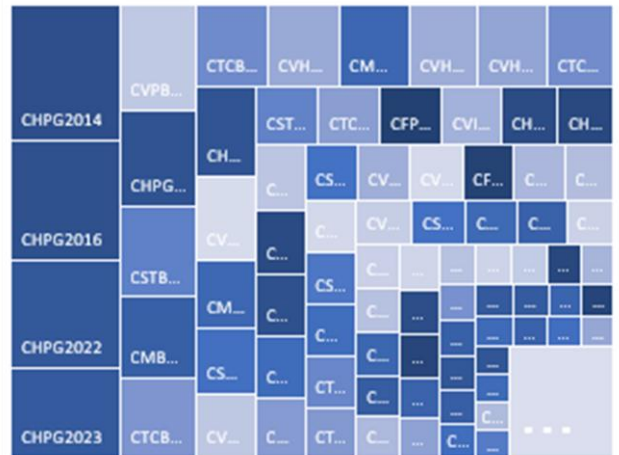
股票市場的負面走勢，對權證市場的交易造成相當負面的影響。流動性持續下降，表明投資者繼續對股票市場的熱點走勢保持謹慎，HPG 的權證仍然是吸引現金流的權證。我們認為，投資者可以繼續將已大幅上漲的權證停利，並等待當股票市場再次穩定時出現的新的投資機會。

24/12/2020

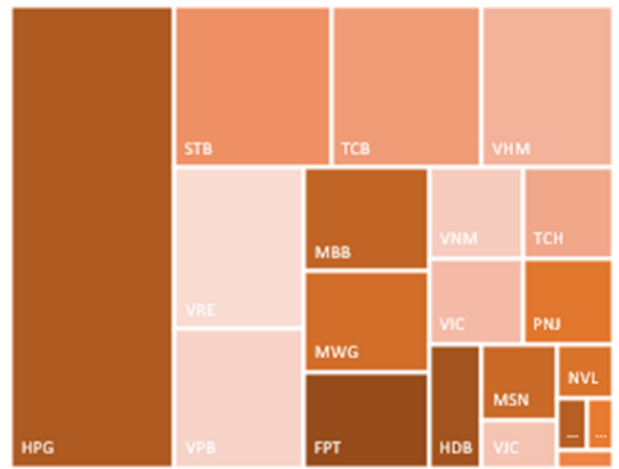
成交值和成交量



根據認股權證代碼分配成交值



根據標的股票代碼分配成交值



源自: YSVN



We Create Fortune

當日成交及相關指數

代碼	漲跌 (+/-%)	收盤	成交量 (合約)	成交值 (十億越盾)	現金 狀態	Premium	槓桿	剩餘 交易盤數	隱含 波動
CFPT2008	-1.3%	2,310	474,410	1.11	ITM	1.4%	5.08	14	80%
CFPT2010	5.4%	8,720	97,580	0.87	ITM	5.6%	5.26	67	46%
CFPT2011	-4.0%	2,400	127,020	0.32	ITM	4.3%	4.37	69	51%
CFPT2012	-6.4%	2,050	240,990	0.52	ITM	6.5%	4.54	91	46%
CFPT2013	0.0%	5,000	31,650	0.16	ITM	7.8%	4.56	72	57%
CFPT2014	9.6%	4,000	10	-	ITM	9.6%	4.84	75	52%
CFPT2015	-1.9%	2,070	200,530	0.42	ITM	5.0%	4.84	61	52%
CFPT2016	-0.4%	2,500	86,710	0.23	ITM	8.7%	3.75	127	50%
CHDB2007	-4.0%	2,660	375,770	1.01	ITM	3.7%	2.88	87	65%
CHDB2008	-5.7%	2,000	491,130	0.96	OTM	41.2%	1.31	91	155%
CHPG2010	6.4%	4,340	238,690	1.02	ITM	3.2%	2.79	71	73%
CHPG2012	3.9%	22,750	23,200	0.53	ITM	23.1%	1.76	17	486%
CHPG2014	5.3%	23,400	194,360	4.50	ITM	24.8%	1.69	82	227%
CHPG2015	5.9%	23,050	41,110	0.95	ITM	23.9%	1.73	47	294%
CHPG2016	4.8%	10,700	353,040	3.97	ITM	22.3%	1.87	14	482%
CHPG2017	9.1%	3,000	762,640	2.26	ITM	2.2%	3.32	39	77%
CHPG2018	8.7%	3,120	541,620	1.64	ITM	6.2%	3.01	100	67%
CHPG2020	9.5%	15,720	18,130	0.28	ITM	4.3%	2.49	132	62%
CHPG2021	0.1%	7,900	47,370	0.38	ITM	2.0%	2.53	69	70%
CHPG2022	9.9%	7,460	487,640	3.60	ITM	4.8%	2.64	91	77%
CHPG2023	4.5%	11,200	260,020	2.98	ITM	-0.7%	3.57	12	0%
CHPG2024	6.7%	6,700	24,850	0.17	ITM	2.3%	2.95	72	60%
CHPG2025	23.3%	9,000	45,110	0.37	ITM	7.5%	3.80	75	66%
CKDH2001	-2.4%	1,650	67,600	0.11	ITM	14.0%	3.46	100	74%
CKDH2002	25.4%	2,470	6,710	0.01	ITM	29.2%	2.04	166	101%
CKDH2003	-6.5%	1,290	261,440	0.35	ITM	5.1%	5.25	39	68%
CMBB2007	-3.4%	4,790	115,800	0.55	ITM	0.9%	2.75	14	128%
CMBB2008	-1.9%	7,230	53,640	0.38	ITM	3.4%	3.52	67	60%
CMBB2009	-0.5%	4,200	464,010	1.89	ITM	19.7%	2.45	69	146%
CMBB2010	-2.6%	8,000	48,630	0.39	ITM	4.8%	2.77	121	60%
CMBB2011	0.0%	7,660	89,230	0.67	ITM	3.3%	2.97	55	81%
CMSN2006	-0.2%	5,740	8,000	0.04	ITM	1.1%	2.92	14	125%
CMSN2007	-3.0%	2,910	101,710	0.30	ITM	2.6%	2.83	87	58%
CMSN2009	0.0%	2,630	93,960	0.24	ITM	5.4%	3.00	100	64%
CMSN2010	-1.0%	14,680	10,950	0.16	ITM	0.7%	2.84	67	0%
CMSN2011	0.4%	6,700	71,910	0.48	ITM	3.3%	2.46	69	86%
CMSN2012	0.0%	13,850	930	0.01	ITM	10.6%	2.83	75	103%
CMSN2013	-2.9%	1,350	246,950	0.33	OTM	11.9%	5.60	46	56%
CMSN2014	-2.1%	940	160,650	0.15	OTM	17.5%	3.47	47	80%
CMWG2010	0.0%	3,940	21,170	0.09	ITM	1.4%	3.04	14	128%
CMWG2012	-0.6%	8,370	66,940	0.58	ITM	3.2%	2.82	31	117%
CMWG2013	1.6%	16,670	4,400	0.07	ITM	9.5%	2.99	132	62%
CMWG2014	5.3%	3,950	8,040	0.03	ITM	4.0%	6.88	10	103%
CMWG2015	-1.5%	2,620	645,770	1.74	ITM	6.9%	3.71	96	54%
CMWG2016	-6.4%	2,190	523,420	1.24	ITM	10.0%	3.86	119	49%
CNVL2002	-5.0%	2,110	84,520	0.18	ITM	0.5%	6.59	53	0%
CNVL2003	13.0%	1,300	553,640	0.72	ITM	14.9%	3.92	120	61%
CPNJ2006	-3.0%	1,960	141,530	0.28	ITM	0.0%	4.01	14	0%
CPNJ2008	0.3%	5,900	53,510	0.32	ITM	1.1%	2.66	31	91%
CPNJ2009	-1.7%	2,870	325,130	0.93	ITM	3.8%	3.27	69	66%



We Create Fortune

CPNJ2010	-2.6%	2,970	268,570	0.81	ITM	2.9%	4.97	32	64%
CREE2005	4.5%	4,180	13,960	0.06	ITM	1.5%	2.90	14	137%
CREE2006	0.8%	2,390	151,650	0.37	ITM	6.3%	4.35	96	48%
CSBT2007	-9.8%	3,510	86,000	0.30	ITM	5.2%	2.97	87	70%
CSTB2006	-3.3%	2,330	71,640	0.17	ITM	5.1%	3.30	71	69%
CSTB2007	1.5%	3,390	361,480	1.20	ITM	6.5%	2.41	87	96%
CSTB2010	0.0%	3,100	248,770	0.74	ITM	9.0%	2.49	120	82%
CSTB2011	-5.1%	3,330	254,940	0.89	ITM	6.8%	4.04	67	61%
CSTB2012	-2.2%	4,500	49,300	0.23	ITM	4.8%	3.40	69	66%
CSTB2013	-2.7%	5,400	151,640	0.83	ITM	4.2%	3.01	55	85%
CSTB2014	-1.7%	5,800	46,290	0.27	ITM	6.6%	2.66	121	68%
CSTB2015	-2.6%	1,890	1,097,640	2.12	ITM	6.3%	3.90	47	80%
CSTB2016	-4.1%	2,090	515,510	1.12	ITM	9.7%	3.25	91	71%
CTCB2007	-4.6%	4,400	183,020	0.81	ITM	0.3%	3.26	14	80%
CTCB2009	-4.0%	7,490	232,660	1.77	ITM	2.8%	3.64	67	53%
CTCB2010	-3.5%	4,150	400,740	1.67	ITM	3.8%	3.32	69	65%
CTCB2011	-0.9%	6,800	59,840	0.40	ITM	2.4%	4.14	32	73%
CTCB2012	-4.8%	8,850	208,470	1.86	ITM	7.5%	2.88	155	55%
CTCB2013	-4.9%	7,200	104,990	0.77	ITM	5.2%	3.56	91	55%
CTCH2001	8.3%	1,300	688,500	0.89	OTM	38.4%	1.64	100	121%
CTCH2002	19.3%	1,050	1,140,750	1.11	OTM	28.0%	1.93	39	151%
CTCH2003	11.1%	1,400	348,800	0.47	OTM	45.8%	1.56	166	104%
CVHM2005	15.6%	1,110	1,618,810	1.68	ITM	3.1%	7.21	14	75%
CVHM2006	4.3%	720	400,180	0.29	ITM	13.6%	3.83	87	63%
CVHM2007	2.2%	2,800	629,820	1.75	ITM	1.8%	5.79	31	48%
CVHM2008	3.0%	1,380	77,260	0.11	OTM	17.5%	3.52	120	58%
CVHM2009	2.1%	1,990	854,530	1.70	ITM	5.1%	3.97	69	59%
CVHM2010	0.0%	1,800	484,400	0.88	ITM	8.1%	3.92	91	57%
CVIC2004	1.1%	900	1,223,740	1.06	ITM	11.6%	4.05	87	60%
CVIC2005	-0.6%	1,670	251,190	0.41	OTM	16.9%	3.57	120	57%
CVIC2006	-0.4%	2,390	356,850	0.85	ITM	4.9%	4.06	69	58%
CVIC2007	0.0%	670	116,180	0.08	OTM	17.9%	3.14	47	86%
CVJC2004	14.0%	1,140	258,890	0.25	ITM	12.8%	3.86	87	67%
CVJC2005	-3.9%	2,450	223,230	0.55	ITM	1.5%	4.96	31	54%
CVJC2006	0.0%	1,300	224,680	0.28	ITM	11.8%	3.67	120	58%
CVNM2007	1.7%	1,210	47,400	0.06	OTM	12.4%	5.09	53	56%
CVNM2008	0.0%	2,120	113,530	0.25	ITM	0.6%	6.29	14	51%
CVNM2010	3.8%	2,720	317,680	0.83	ITM	24.5%	2.23	31	181%
CVNM2011	3.9%	1,070	577,220	0.59	OTM	40.4%	1.19	120	95%
CVNM2012	-1.5%	5,300	16,440	0.09	ITM	9.4%	5.91	67	44%
CVNM2013	0.6%	1,750	259,900	0.45	ITM	10.3%	4.45	69	61%
CVNM2014	1.2%	850	16,890	0.01	OTM	30.9%	2.35	75	53%
CVNM2015	1.2%	1,750	60,670	0.10	ITM	9.3%	4.73	46	74%
CVNM2016	0.0%	680	249,320	0.17	OTM	15.2%	3.75	47	79%
CVPB2008	-5.0%	5,350	28,980	0.15	ITM	2.2%	2.99	14	148%
CVPB2010	-5.6%	9,380	104,310	0.99	ITM	4.3%	3.20	67	70%
CVPB2011	-6.3%	4,740	238,020	1.15	ITM	4.6%	3.09	91	61%
CVPB2012	-5.1%	5,030	485,520	2.45	ITM	3.3%	3.04	69	66%
CVPB2013	-4.6%	7,440	8,400	0.06	ITM	7.6%	3.55	75	68%
CVPB2014	-6.5%	4,580	27,350	0.13	ITM	2.7%	3.44	32	89%
CVPB2015	-4.0%	9,240	3,590	0.03	ITM	10.1%	2.83	155	60%
CVPB2016	-6.6%	7,370	55,430	0.42	ITM	7.4%	3.53	91	60%
CVRE2007	11.9%	660	1,246,800	0.77	OTM	19.7%	3.73	71	66%
CVRE2008	7.0%	1,230	472,980	0.60	ITM	1.0%	6.01	14	61%
CVRE2009	5.2%	1,010	663,360	0.66	OTM	17.8%	3.41	109	63%
CVRE2010	18.1%	980	521,190	0.44	ITM	10.8%	4.69	39	75%



We Create Fortune

CVRE2011	12.8%	1,320	453,150	0.54	OTM	21.5%	3.05	120	67%
CVRE2012	0.0%	1,700	472,760	0.83	ITM	8.8%	3.64	69	73%
CVRE2013	5.9%	6,860	130,770	0.88	ITM	12.3%	3.24	155	53%
CVRE2014	4.2%	5,510	268,510	1.52	ITM	7.9%	4.12	91	51%

源自: Fiiipro, YSVN

Premium = (行使價格 + 認股權證價格 x 轉換率) - 標的證券的目前價格 (盈虧平衡價格與標的證券的目前價格之差)。

槓桿 (Effective gearing) 越高，按標的證券的波動率就越大。

為了限制風險，投資者應選擇具有現金狀態 (ITM), Premium 或隱含波動率偏低的認股權證。此外，投資者也應優先對具有偏長 (兩週以上) 的剩餘交易盤數 (直至到期日) 的權證進行交易，以限制風險。

標的股票的技術建議綜合表

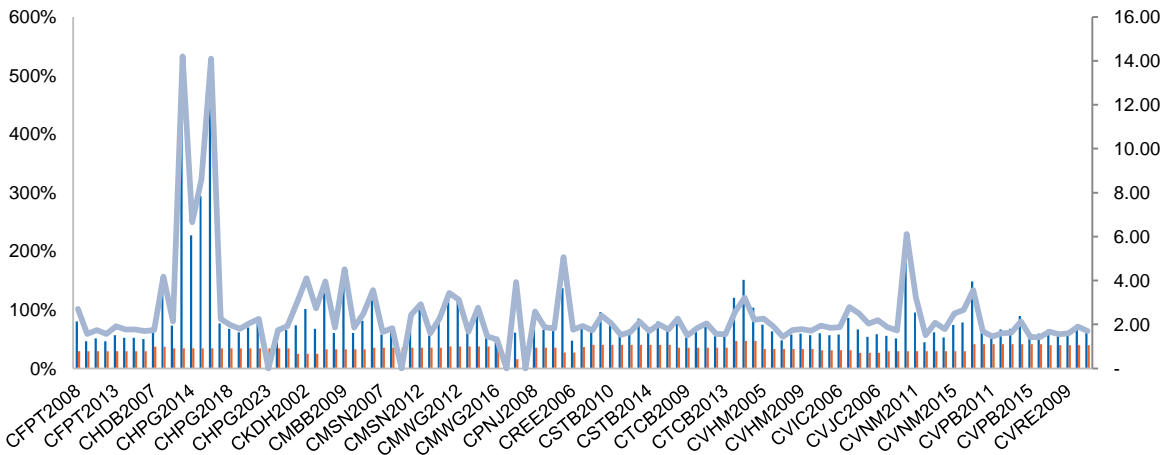
代碼	建議價格	目前價格	短期趨勢	中期趨勢	短期目標	與目前價格 相比的短期 上漲空間	短期停損	Reward/Risk
CTD	61.00	73.80	上漲	下跌	68.41	12%	68.29	(1.02)
DPM	17.15	18.75	上漲	上漲	18.66	9%	17.85	(2.14)
FPT	53.40	57.50	上漲	上漲	60.02	12%	55.83	(2.72)
HDB	25.20	24.00	上漲	上漲	27.59	9%	23.42	1.34
HPG	38.20	40.00	上漲	上漲	44.20	16%	37.11	5.51
MBB	18.70	22.90	上漲	上漲	21.90	17%	22.24	(0.91)
MSN		82.80	下跌	上漲			85.88	-
MWG	111.10	118.10	上漲	上漲	130.13	17%	113.26	(8.82)
NVL	62.80	67.00	上漲	上漲	70.96	13%	64.02	(6.71)
PNJ		78.00	下跌	上漲			79.82	-
REE	48.60	48.50	上漲	上漲	57.18	18%	46.42	3.94
ROS	2.50	2.50	上漲	下跌	4.89	96%	2.17	7.24
STB	14.60	16.70	上漲	上漲	15.76	8%	16.19	(0.73)
TCB	23.35	28.70	上漲	上漲	24.97	7%	27.99	(0.35)
VHM	78.50	87.40	上漲	上漲	85.01	8%	83.75	(1.24)
VIC	109.00	105.70	上漲	上漲	124.51	14%	103.62	2.88
VJC	104.90	122.60	上漲	上漲	114.16	9%	122.20	(0.54)
VNM	110.90	110.20	上漲	上漲	122.93	11%	109.70	10.00
VPB	25.00	32.00	上漲	上漲	27.91	12%	30.80	(0.50)
VRE	27.20	30.60	上漲	上漲	30.02	10%	29.01	(1.56)

源自: YSVN

認股權證的隱含波動 VS 標的股票過去期間的波動



We Create Fortune



源白: YSVN

(*) 橙色列是標的股票過去期間的波動；藍色列是認股權證的隱含波動。

(*) 投資者可使用“隱含波動”來比較同一標的股票的認股權證。隱含波動率越大，對標的股票的價格變動率期望就越高（換句話說，隱含波動率越大，認股權證就越昂貴）。

認股權證訊息

認股權證代碼	發行商	期限	轉換率	發行價格	發行量	行使價格	最後交易日
CFPT2008	HCM	6 月	4.89550 : 1	1,500	5,000,000	46,997	12/01/2021
CFPT2010	VND	6 月	1.00000 : 1	7,900	1,000,000	52,000	26/03/2021
CFPT2011	HCM	6 月	5.00000 : 1	1,700	5,000,000	48,000	30/03/2021
CFPT2012	HCM	7 月	5.00000 : 1	1,500	5,000,000	51,000	29/04/2021
CFPT2013	BSC	6 月	2.00000 : 1	3,800	1,500,000	52,000	02/04/2021
CFPT2014	VCI	6 月	2.00000 : 1	2,000	1,000,000	55,000	07/04/2021
CFPT2015	SSI	5 月	5.00000 : 1	2,070	5,000,000	50,000	18/03/2021
CFPT2016	SSI	8 月	5.00000 : 1	2,580	5,000,000	50,000	18/06/2021
CHDB2007	KISVN	9 月	3.03026 : 1	1,300	2,000,000	16,831	23/04/2021
CHDB2008	KISVN	6 月	4.00000 : 1	1,000	3,000,000	25,888	29/04/2021
CHPG2010	KISVN	10 月	3.27240 : 1	1,800	2,000,000	27,079	01/04/2021
CHPG2012	SSI	6 月	1.00000 : 1	6,100	3,000,000	26,500	15/01/2021
CHPG2014	SSI	9 月	1.00000 : 1	7,200	3,000,000	26,500	16/04/2021
CHPG2015	SSI	7.5 月	1.00000 : 1	6,700	3,000,000	26,500	26/02/2021
CHPG2016	HCM	6 月	2.00000 : 1	2,200	5,000,000	27,500	12/01/2021
CHPG2017	KISVN	6 月	4.00000 : 1	1,000	3,000,000	28,888	16/02/2021
CHPG2018	KISVN	9 月	4.00000 : 1	1,200	3,000,000	29,999	12/05/2021
CHPG2020	VND	9 月	1.00000 : 1	5,700	1,000,000	26,000	27/06/2021
CHPG2021	HCM	6 月	2.00000 : 1	2,400	5,000,000	25,000	30/03/2021
CHPG2022	HCM	7 月	2.00000 : 1	2,100	5,000,000	27,000	29/04/2021
CHPG2023	ACBS	3 月	1.00000 : 1	2,100	2,000,000	28,500	08/01/2021
CHPG2024	BSC	6 月	2.00000 : 1	2,200	2,000,000	27,500	02/04/2021
CHPG2025	VCI	6 月	1.00000 : 1	2,000	1,000,000	34,000	07/04/2021
CKDH2001	KISVN	7 月	4.00000 : 1	1,400	3,000,000	26,222	12/05/2021
CKDH2002	KISVN	10 月	4.00000 : 1	1,600	3,000,000	27,333	12/08/2021
CKDH2003	KISVN	4 月	4.00000 : 1	1,100	4,000,000	25,111	16/02/2021



We Create Fortune

CMBB2007	HCM	6 月	1.73920 : 1	1,400	5,000,000	14,783	12/01/2021
CMBB2008	VND	6 月	0.86950 : 1	3,400	3,000,000	17,390	26/03/2021
CMBB2009	HCM	6 月	2.00000 : 1	1,700	5,000,000	19,000	30/03/2021
CMBB2010	SSI	8 月	1.00000 : 1	4,600	3,000,000	16,000	10/06/2021
CMBB2011	SSI	5 月	1.00000 : 1	3,800	3,000,000	16,000	10/03/2021
CMSN2006	HCM	6 月	4.94100 : 1	1,900	5,000,000	55,339	12/01/2021
CMSN2007	KISVN	9 月	9.88200 : 1	1,400	3,000,000	56,197	23/04/2021
CMSN2009	KISVN	9 月	9.88200 : 1	1,200	3,000,000	61,267	12/05/2021
CMSN2010	VND	6 月	1.97640 : 1	4,800	1,500,000	54,351	26/03/2021
CMSN2011	HCM	6 月	5.00000 : 1	2,000	5,000,000	52,000	30/03/2021
CMSN2012	VCI	6 月	1.97640 : 1	2,000	1,000,000	64,233	07/04/2021
CMSN2013	MBS	4 月	4.94100 : 1	2,250	2,000,000	85,973	25/02/2021
CMSN2014	KISVN	4 月	10.00000 : 1	1,100	2,500,000	87,878	26/02/2021
CMWG2010	HCM	6 月	9.86200 : 1	1,400	5,000,000	80,868	12/01/2021
CMWG2012	SSI	5 月	5.00000 : 1	4,390	10,000,000	80,000	04/02/2021
CMWG2013	VND	9 月	2.00000 : 1	12,000	1,000,000	96,000	27/06/2021
CMWG2014	BSC	3 月	4.00000 : 1	2,500	1,500,000	107,000	06/01/2021
CMWG2015	HCM	6 月	10.00000 : 1	1,900	5,000,000	100,000	06/05/2021
CMWG2016	HCM	7 月	10.00000 : 1	1,700	5,000,000	108,000	08/06/2021
CNVL2002	KISVN	9 月	4.78100 : 1	2,000	1,500,000	57,266	08/03/2021
CNVL2003	KISVN	9 月	10.00000 : 1	1,000	5,000,000	63,979	09/06/2021
CPNJ2006	HCM	6 月	9.92400 : 1	1,000	5,000,000	58,552	12/01/2021
CPNJ2008	SSI	5 月	4.96200 : 1	3,030	10,000,000	49,620	04/02/2021
CPNJ2009	HCM	6 月	8.00000 : 1	1,400	5,000,000	58,000	30/03/2021
CPNJ2010	MBS	3.5 月	4.96200 : 1	2,200	2,000,000	65,498	05/02/2021
CREE2005	HCM	6 月	4.00000 : 1	1,300	5,000,000	32,500	12/01/2021
CREE2006	HCM	6 月	4.00000 : 1	1,500	5,000,000	42,000	06/05/2021
CSBT2007	KISVN	9 月	1.93720 : 1	1,700	2,000,000	15,497	23/04/2021
CSTB2006	KISVN	10 月	2.00000 : 1	1,580	2,000,000	12,888	01/04/2021
CSTB2007	KISVN	10 月	2.00000 : 1	1,500	3,000,000	10,999	23/04/2021
CSTB2010	KISVN	9 月	2.00000 : 1	1,100	3,500,000	11,999	09/06/2021
CSTB2011	VND	6 月	1.00000 : 1	2,700	5,000,000	14,500	26/03/2021
CSTB2012	HCM	6 月	1.00000 : 1	2,500	5,000,000	13,000	30/03/2021
CSTB2013	SSI	5 月	1.00000 : 1	3,200	5,000,000	12,000	10/03/2021
CSTB2014	SSI	8 月	1.00000 : 1	3,800	5,000,000	12,000	10/06/2021
CSTB2015	KISVN	4 月	2.00000 : 1	1,200	3,000,000	13,979	26/02/2021
CSTB2016	KISVN	6 月	2.00000 : 1	1,200	3,000,000	14,141	29/04/2021
CTCB2007	HCM	6 月	2.00000 : 1	1,700	5,000,000	20,000	12/01/2021
CTCB2009	VND	6 月	1.00000 : 1	4,400	3,000,000	22,000	26/03/2021
CTCB2010	HCM	6 月	2.00000 : 1	2,000	5,000,000	21,500	30/03/2021
CTCB2011	MBS	3.5 月	1.00000 : 1	3,400	1,000,000	22,600	05/02/2021
CTCB2012	SSI	8 月	1.00000 : 1	5,400	5,000,000	22,000	28/07/2021
CTCB2013	SSI	5 月	1.00000 : 1	4,700	7,000,000	23,000	29/04/2021
CTCH2001	KISVN	7 月	4.00000 : 1	1,400	4,000,000	22,888	12/05/2021
CTCH2002	KISVN	4 月	4.00000 : 1	1,100	5,000,000	21,777	16/02/2021
CTCH2003	KISVN	10 月	4.00000 : 1	1,600	3,000,000	23,999	12/08/2021
CVHM2005	HCM	6 月	10.00000 : 1	1,400	5,000,000	79,000	12/01/2021
CVHM2006	KISVN	9 月	20.00000 : 1	1,000	3,000,000	84,888	23/04/2021
CVHM2007	SSI	5 月	5.00000 : 1	2,900	10,000,000	75,000	04/02/2021
CVHM2008	KISVN	9 月	10.00000 : 1	1,400	3,500,000	88,888	09/06/2021



We Create Fortune

CVHM2009	HCM	6 月	10.00000 : 1	1,400	5,000,000	72,000	30/03/2021
CVHM2010	HCM	7 月	10.00000 : 1	1,300	5,000,000	76,500	29/04/2021
CVIC2004	KISVN	9 月	20.00000 : 1	1,000	3,000,000	99,999	23/04/2021
CVIC2005	KISVN	9 月	10.00000 : 1	1,500	3,000,000	106,868	09/06/2021
CVIC2006	HCM	6 月	10.00000 : 1	1,700	5,000,000	87,000	30/03/2021
CVIC2007	KISVN	4 月	20.00000 : 1	1,000	2,500,000	111,222	26/02/2021
CVJC2004	KISVN	9 月	20.00000 : 1	1,200	2,000,000	115,511	23/04/2021
CVJC2005	SSI	5 月	10.00000 : 1	2,000	15,000,000	100,000	04/02/2021
CVJC2006	KISVN	9 月	20.00000 : 1	1,000	5,000,000	111,111	09/06/2021
CVNM2007	KISVN	9 月	8.20300 : 1	2,400	2,000,000	113,930	08/03/2021
CVNM2008	HCM	6 月	8.20300 : 1	1,800	5,000,000	93,514	12/01/2021
CVNM2010	SSI	5 月	10.00000 : 1	2,680	13,000,000	110,000	04/02/2021
CVNM2011	KISVN	9 月	20.00000 : 1	1,100	5,000,000	133,333	09/06/2021
CVNM2012	VND	6 月	2.00000 : 1	7,700	1,000,000	110,000	26/03/2021
CVNM2013	HCM	6 月	10.00000 : 1	1,900	5,000,000	104,000	30/03/2021
CVNM2014	VCI	6 月	5.00000 : 1	2,000	1,000,000	140,000	07/04/2021
CVNM2015	MBS	4 月	10.00000 : 1	1,750	2,000,000	103,000	25/02/2021
CVNM2016	KISVN	4 月	20.00000 : 1	1,000	2,500,000	113,388	26/02/2021
CVPB2008	HCM	6 月	2.00000 : 1	1,800	5,000,000	22,000	12/01/2021
CVPB2010	VND	6 月	1.00000 : 1	4,700	2,000,000	24,000	26/03/2021
CVPB2011	HCM	7 月	2.00000 : 1	1,900	5,000,000	24,000	29/04/2021
CVPB2012	HCM	6 月	2.00000 : 1	2,000	5,000,000	23,000	30/03/2021
CVPB2013	VCI	6 月	1.00000 : 1	2,000	1,000,000	27,000	07/04/2021
CVPB2014	MBS	3.5 月	2.00000 : 1	1,700	2,000,000	23,700	05/02/2021
CVPB2015	SSI	8 月	1.00000 : 1	5,600	5,000,000	26,000	28/07/2021
CVPB2016	SSI	5 月	1.00000 : 1	4,800	7,000,000	27,000	29/04/2021
CVRE2007	KISVN	10 月	5.00000 : 1	1,520	2,000,000	33,333	01/04/2021
CVRE2008	HCM	6 月	4.00000 : 1	1,200	5,000,000	26,000	12/01/2021
CVRE2009	KISVN	10 月	5.00000 : 1	1,400	3,000,000	30,999	25/05/2021
CVRE2010	KISVN	6 月	4.00000 : 1	1,100	2,000,000	29,999	16/02/2021
CVRE2011	KISVN	9 月	4.00000 : 1	1,500	2,500,000	31,888	09/06/2021
CVRE2012	HCM	6 月	4.00000 : 1	1,300	5,000,000	26,500	30/03/2021
CVRE2013	SSI	8 月	1.00000 : 1	5,000	5,000,000	27,500	28/07/2021
CVRE2014	SSI	5 月	1.00000 : 1	4,600	7,000,000	27,500	29/04/2021

源自：FiinPro, YSVN



We Create **Fortune**

元大證券（越南）公司

個人客戶分析部

Nguyễn Thế Minh

研究分析經理

+84 28 3622 6868 ext 3826

minh.nguyen@yuantan.com.vn

Lý Thị Hiên

研究分析主管

+84 28 3622 6868 ext 3908

hien.ly@yuantan.com.vn

Quách Đức Khánh

高級分析專員

+84 28 3622 6868 ext 3833

khanh.quach@yuantan.com.vn

Nguyễn Trịnh Ngọc Hồng

高級分析專員

+84 28 3622 6868 ext 3832

hong.nguyen@yuantan.com.vn

Phạm Tấn Phát

高級分析專員

+84 28 3622 6868 ext 3880

phat.pham@yuantan.com.vn

個人客戶業務部

Nguyễn Thanh Tùng

總公司業務經理

+84 28 3622 6868 ext 3609

tung.nguyen@yuantan.com.vn

Phạm Đắc Thành

北部區域經理

+84 28 3622 6868 ext 3416

thanh.pham@yuantan.com.vn

Nguyễn Mạnh Hoạt

南部區域經理（胡志明市）

+84 28 3622 6868 ext 3847

hoat.nguyen@yuantan.com.vn

Lương Kỳ Ty

堤岸分行經理

+84 28 3622 6868 ext 3653

ty.luong@yuantan.com.vn

Bùi Quốc Phong

同奈分行經理

+84 28 3622 6868 ext 3701

phong.bui@yuantan.com.vn

Võ Thị Thu Thủy

平陽分行經理

+84 28 3622 6868 ext 3505

thuy.vo@yuantan.com.vn

Nguyễn Việt Quang

河內分行經理

+84 28 3622 6868 ext 3404

quang.nguyen@yuantan.com.vn

Võ Đình Tuấn

峴港分行經理

+84 28 3622 6868 ext 3301

tuan.vo@yuantan.com.vn

Đinh Thị Thu Cúc

頭頓分行經理

+84 28 3622 6868 ext 3203

cuc.dinh@yuantan.com.vn



We Create **Fortune**

Appendix A: Important Disclosures

Analyst Certification

Each research analyst primarily responsible for the content of this research report, in whole or in part, certifies that with respect to each security or issuer that the analyst covered in this report: (1) all of the views expressed accurately reflect his or her personal views about those securities or issuers; and (2) no part of his or her compensation was, is, or will be, directly or indirectly, related to the specific recommendations or views expressed by that research analyst in the research report.

Ratings Definitions

BUY: We have a positive outlook on the stock based on our expected absolute or relative return over the investment period. Our thesis is based on our analysis of the company's outlook, financial performance, catalysts, valuation and risk profile. We recommend investors add to their position.

HOLD-Outperform: In our view, the stock's fundamentals are relatively more attractive than peers at the current price. Our thesis is based on our analysis of the company's outlook, financial performance, catalysts, valuation and risk profile.

HOLD-Underperform: In our view, the stock's fundamentals are relatively less attractive than peers at the current price. Our thesis is based on our analysis of the company's outlook, financial performance, catalysts, valuation and risk profile.

SELL: We have a negative outlook on the stock based on our expected absolute or relative return over the investment period. Our thesis is based on our analysis of the company's outlook, financial performance, catalysts, valuation and risk profile. We recommend investors reduce their position.

Under Review: We actively follow the company, although our estimates, rating and target price are under review.

Restricted: The rating and target price have been suspended temporarily to comply with applicable regulations and/or Yuanta policies.

Note: Yuanta research coverage with a Target Price is based on an investment period of 12 months. Greater China Discovery Series coverage does not have a formal 12-month Target Price and the recommendation is based on an investment period specified by the analyst in the report.

Global Disclaimer

© 2020 Yuanta. All rights reserved. The information in this report has been compiled from sources we believe to be reliable, but we do not hold ourselves responsible for its completeness or accuracy. It is not an offer to sell or solicitation of an offer to buy any securities. All opinions and estimates included in this report constitute our judgment as of this date and are subject to change without notice.

This report provides general information only. Neither the information nor any opinion expressed herein constitutes an offer or invitation to make an offer to buy or sell securities or other investments. This material is prepared for general circulation to clients and is not intended to provide tailored investment advice and does not take into account the individual financial situation and objectives of any specific person who may receive this report. Investors should seek financial advice regarding the appropriateness of investing in any securities, investments or investment strategies discussed or recommended in this report. The information contained in this report has been compiled from sources believed to be reliable but no representation or warranty, express or implied, is made as to its accuracy, completeness or correctness. This report is not (and should not be construed as) a solicitation to act as securities broker or dealer in any jurisdiction by any person or company that is not legally permitted to carry on such business in that jurisdiction.

Yuanta research is distributed in the United States only to Major U.S. Institutional Investors (as defined in Rule 15a-6 under the Securities Exchange Act of 1934, as amended and SEC staff interpretations thereof). All transactions by a US person in the securities mentioned in this report must be effected through a registered broker-dealer under Section 15 of the Securities Exchange Act of 1934, as amended. Yuanta research is distributed in Taiwan by Yuanta Securities Investment Consulting. Yuanta research is distributed in Hong Kong by Yuanta Securities (Hong Kong) Co. Limited, which is licensed in Hong Kong by the Securities and Futures Commission for regulated activities, including Type 4 regulated activity (advising on securities). In Hong Kong, this research report may not be redistributed, retransmitted or disclosed, in whole or in part or in any form or manner, without the express written consent of Yuanta Securities (Hong Kong) Co. Limited.