

當日市場：市場強勁恢復

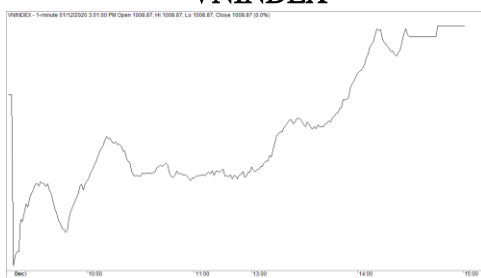
2020/12/02

市場走勢

市場指數	VNI	HNI	UPCOM
收盤	1,008.87	148.93	67.81
%日	0.58%	0.83%	1.36%
%週	1.32%	0.91%	1.57%
%月	9.01%	10.04%	7.89%
%年	3.93%	45.30%	21.83%
<b>成交值(十億盾)</b>			
當日	11,559	1,397	707
日均量/週	10,622	1,182	557
日均量/月	8,709	961	515
<b>外資進出</b>			
買進	1,273.44	13.60	25.39
賣出	877.35	8.92	5.99
買賣超	396.09	4.68	19.39
<b>市場漲跌家數</b>			
上漲	172	103	106
下跌	143	61	98
持平	86	196	699
<b>市場指標</b>			
P/E	16.66	10.58	23.95
總市值 (兆盾)	3,619	260	908
股息殖利率	2.00%	3.29%	3.59%

資料源: Bloomberg - YSVN

VNINDEX



HNIINDEX



市場走勢

經過週初的盤整後，當天市場出現逆轉的走勢。VN-Index 收於 1,008.78 點，上漲 0.58%。HNX-Index 上漲 0.83%，收於 148.93 點。Upcom-Index 上漲 1.36%。三大市場的交易價值繼續強勁增長，達 12 兆 2,980 億越南盾。

銀行股的復蘇相當積極，在市場恢復階段中起了主導的位置。VIB (+6.9%)，STB (+5.5%)，MBB (+2.5%)，VPB (+4.1%)，TCB (+1.7%)，CTG (+1.2%) 和 VIC (+1.1%)，VNM (+1.4%)，MSN (+1.2%)，TCH (+5.4%) 帶領指數上漲。另一方面，VCB (-1.1%) 是 VN30-Index 中唯一跌幅超過 1% 的股票。

上漲的走勢也出現在最近現金流量強勁流入的股票上，如 HBC (+4.9%)，HDG (+3.9%)，NKG (+2.1%)，HSG (+1.9%) 等。CVT (-6.4%) 再次引起關注，因跌至 51,600 越南盾。

外資強勁參與進市場，買超 4,200 億越南盾。除了 FUEVFNVD (2,020 億)，VNM (980 億)，VPB (830 億) 和 VRE (510 億美元) 也出現了買超的趨勢。在賣超方面，CVT (800 億)，GMD (660 億) 和 HPG (390 億) 位居榜首。

市場短期觀點

我們認為市場很可能會回到上漲趨勢，並且在接下來的幾個交易日中，VN-Index 將很快達到 1,035 點的水平。同時，短期現金流仍然很高，許多股票繼續創下 52 週的高點，表明短期的漲勢仍具可持續性。但市場仍處於累積階段，因此，現金流量可能會繼續在各類股票之間分化。

總觀市場的短期趨勢仍然為上漲。因此，我們建議短期投資者可以繼續在投資組合中持有大量股票，並且目前不應該買進新的股票。

請在 <https://ysradar.yuanta.com.vn/> 查看有關股票的信號。

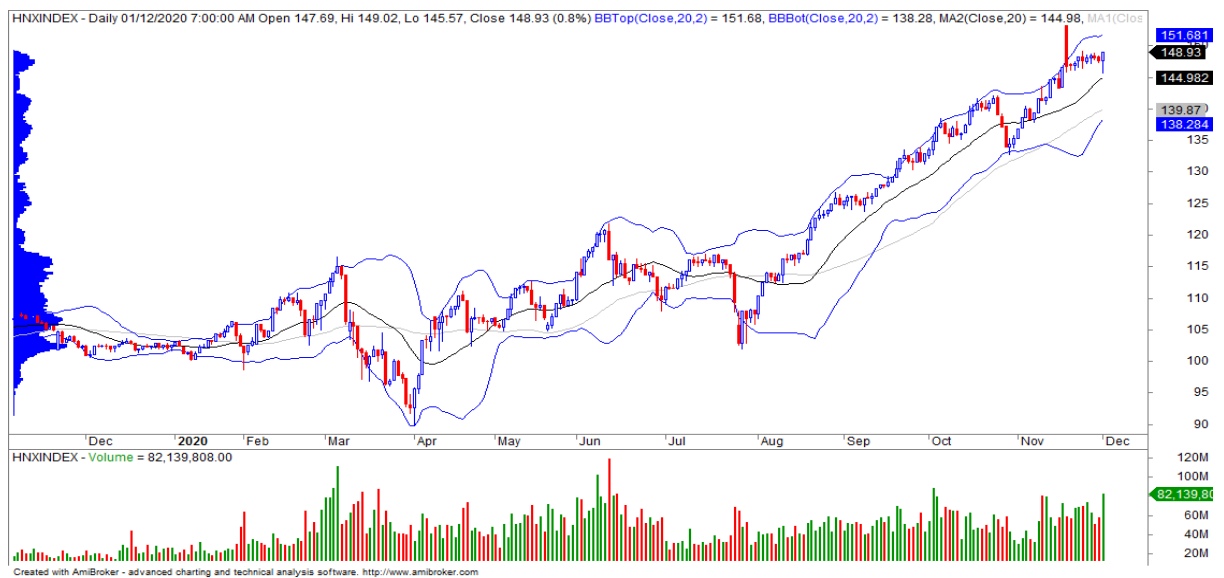


We Create Fortune

### 技術分析圖



指數技術分析圖 VN-Index



指數技術分析圖 HNX-Index

指數	短期趨勢	中期趨勢	阻力區 1	阻力區 2	支撐區 1	支撐區 2
VN-Index	上漲	上漲	1035	1070	980	964
HNX-Index	上漲	上漲	153	155	146	142
VN30	上漲	上漲	970	990	953	930
VNMidcaps	上漲	上漲	992	1,030	969	963
VNSmallcaps	上漲	上漲	835	845	822	804



We Create Fortune

胡志明市交易所 (HSX)

	收盤	漲跌%
VNI	1008.87	0.58%
VN30	976.35	1.08%
VN Mid	1093.72	0.52%
VN Small	924.54	0.69%

河內交易所 (HSX)

	收盤	漲跌%
HNI	148.93	0.83%
HN30	267.95	0.36%
VNX AllSh	935.8	0.97%

UPCOM 市場 (UPCoM)

	收盤	漲跌%
UPCoM	67.81	1.36%

外資交易	成交值 (十億盾)
買進	1273.44
賣出	877.35
買超/賣超	396.09

外資交易	成交值 (十億盾)
買進	13.60
賣出	8.92
買超/賣超	4.68

外資交易	成交值 (十億盾)
買進	25.39
賣出	5.99
買超/賣超	19.39

上漲排名/ 股碼	漲跌 (VND)	漲跌%
LHG	2250	6.98%
VSC	3350	6.97%
YEG	3050	6.92%
POM	850	6.91%
AGR	390	6.90%

上漲排名/ 股碼	漲跌 (VND)	漲跌%
SZB	3100	9.66%
IDC	1400	4.98%
HUT	100	3.85%
PLC	900	3.64%
DHT	1900	3.54%

上漲排名/ 股碼	漲跌 (VND)	漲跌%
PRT	798	6.94%
EVF	344	4.20%
VLC	1121	3.60%
SIP	2254	1.72%
NTC	4940	1.52%

下跌排名/ 股碼	漲跌 (VND)	漲跌%
CVT	-3500	-6.35%
BCM	-1800	-4.10%
SAM	-300	-2.88%
TTF	-160	-2.76%
TVB	-300	-2.44%

下跌排名/ 股碼	漲跌 (VND)	漲跌%
NVB	-300	-3.57%
PSD	-300	-1.80%
CEO	-100	-1.37%
TAR	-200	-0.99%
BVS	-100	-0.91%

下跌排名/ 股碼	漲跌 (VND)	漲跌%
VCR	-693	-3.47%
CTR	-1870	-3.31%
MSR	-429	-2.44%
DRI	-148	-2.14%
HAN	-448	-1.95%

\*備註：市值>5,000 億盾；成交值>15 億盾

市值排名/ 股碼	十億盾
VIC	351,435
VCB	344,926
VHM	271,714
VNM	226,100
BID	167,718

市值排名/ 股碼	十億盾
ACB	58,794
SHB	29,841
VCG	18,419
VCS	12,338
IDC	8,430

市值排名/ 股碼	十億盾
ACV	157,404
MCH	64,777
VEA	64,089
BSR	22,311
MSR	19,324

交易量排 名/股碼	成交值	30 日均
STB	37,900,250	12,547,416
TCH	28,270,800	6,539,624
TCB	22,947,760	18,779,704
HPG	21,902,760	21,439,040
HSG	21,507,860	12,831,547

交易量排 名/股碼	成交值	30 日均
SHB	20,348,175	3,535,395
ACB	9,259,715	8,693,705
PVS	9,029,393	6,993,962
NVB	4,924,171	2,274,352
HUT	4,454,200	2,000,052

交易量排 名/股碼	成交值	30 日均
KLB	6,463,517	32,729
BSR	5,998,000	3,591,405
CTR	3,306,800	684,576
AAS	2,684,600	422,571
PRT	2,208,200	995

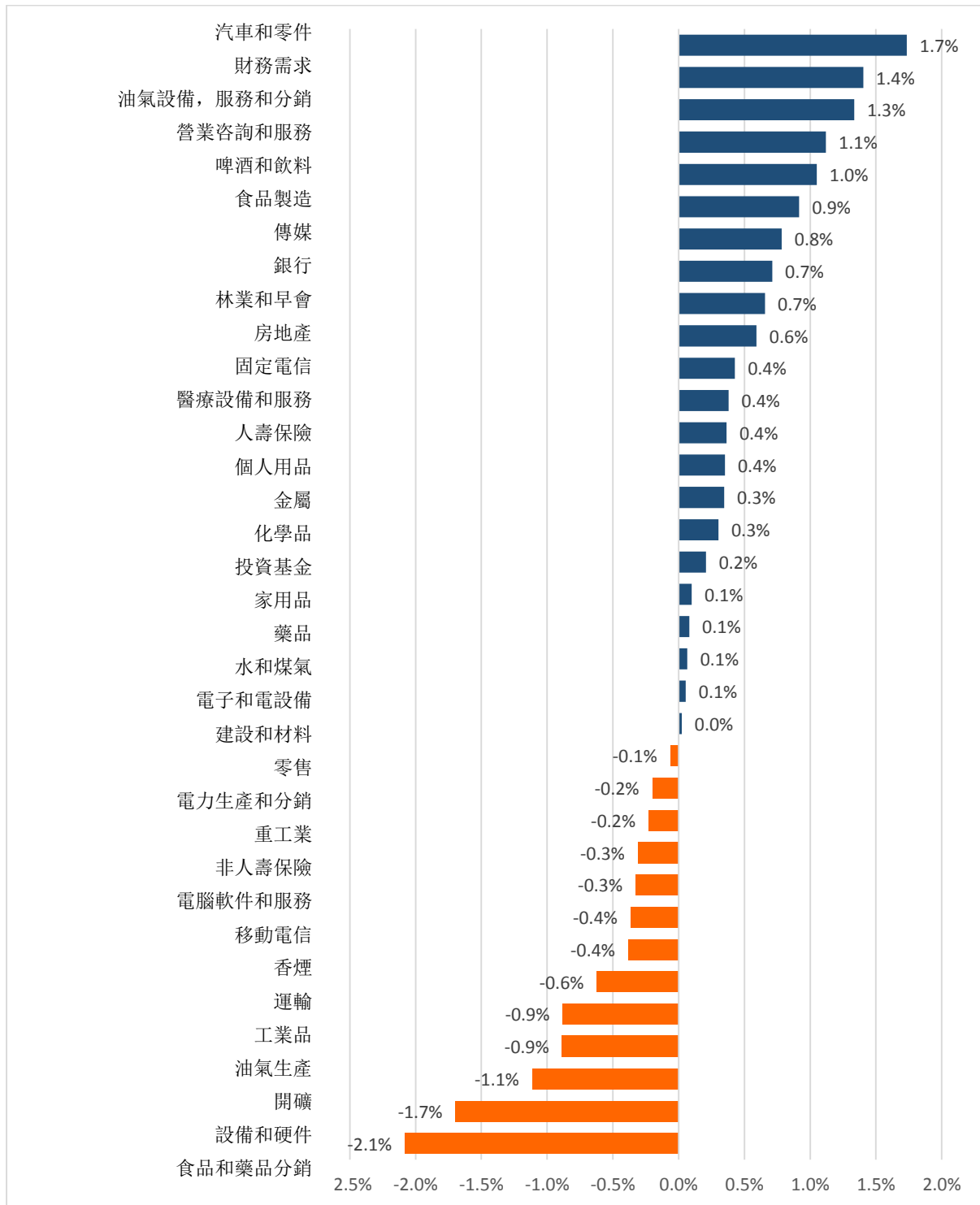
資料源: Bloomberg & Yuanta Research

資料源: Bloomberg & Yuanta Research

資料源: Bloomberg & Yuanta Research

We Create Fortune

## 各行業板塊的交易走勢



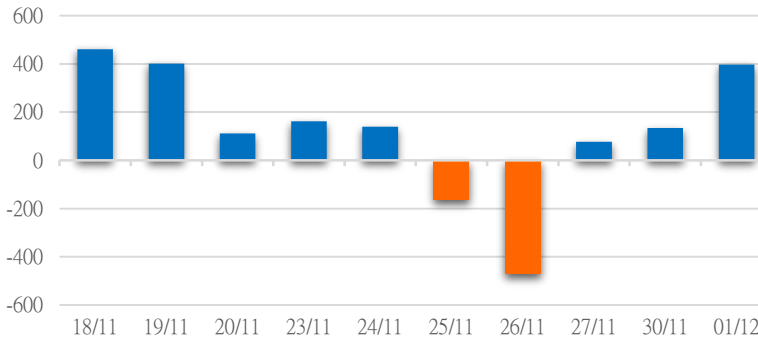
資料源: FiinPro - YSVN



We Create **Fortune**

## 外資買進賣統計

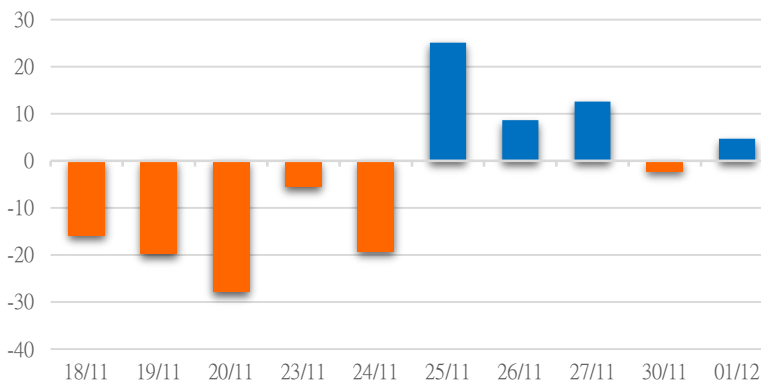
HSX 外資每日買/賣超



證券代碼	買超金額 (百萬盾)	證券代碼	賣超金額 (百萬盾)
FUEVFNVD	201,844	CVT	80,369
VNM	98,122	GMD	66,227
VPB	83,179	HPG	39,538
VRE	51,133	FRT	25,525
CTG	46,467	FUESSVFL	23,993

HSX 外資買/賣超的前 5 名

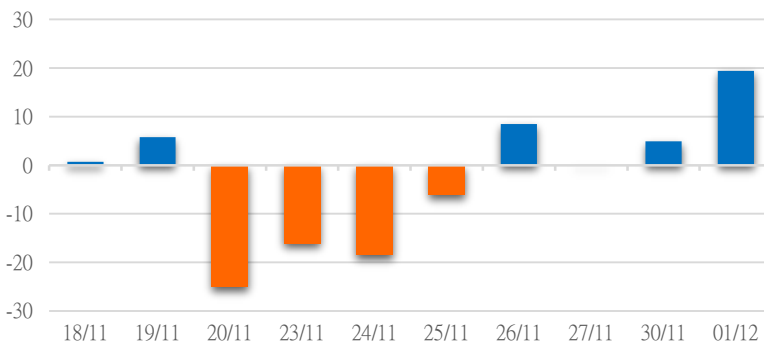
HNX 外資每日買/賣超



證券代碼	買超金額 (百萬盾)	證券代碼	賣超金額 (百萬盾)
PVS	6,104	SHB	2,516
VCS	2,494	DXP	1,159
PLC	1,421	BVS	938
SZB	764	TNG	853
BAX	282	SHS	393

HNX 外資買/賣超的前 5 名

UPCOM 外資每日買/賣超



證券代碼	買超金額 (百萬盾)	證券代碼	賣超金額 (百萬盾)
ACV	9,935	MSR	1,454
MCH	2,442	BSR	570
LTG	2,245	PGV	514
VEA	2,081	HND	90
QNS	1,215	KDF	48

UPCOM 外資買/賣超的前 5 名

源: FiinPro - YSVN



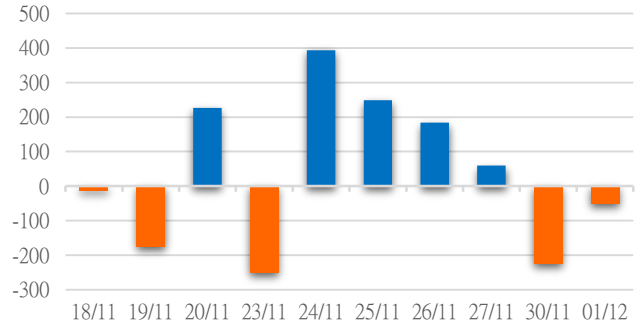
We Create Fortune

### 自營進出統計

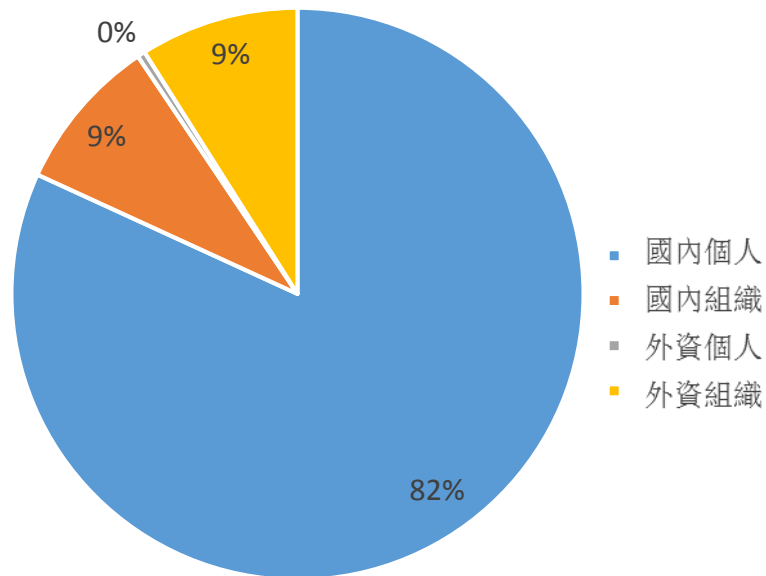
證券代碼	買超金額 (百萬盾)	證券代碼	賣超金額 (百萬盾)
FPT	39,578	FUEVFNVD	202,596
HPG	28,319	HDB	20,856
FUESSVFL	23,994	HT1	8,632
TCB	18,100	HAG	2,250
VHM	16,982	POM	1,272

券商自營交易最大前名

券商自營交易每日買/賣超 (bil.VND)



### 越南證券市場投資人類別統計

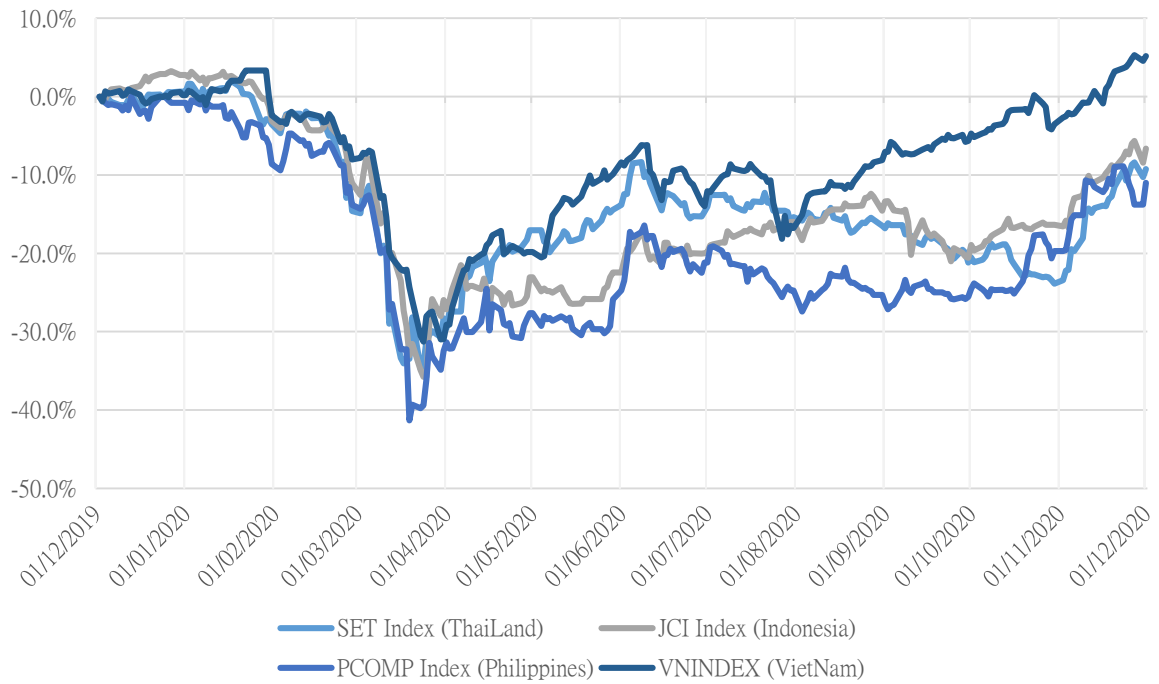


資料源: FinPro - YSVN



We Create Fortune

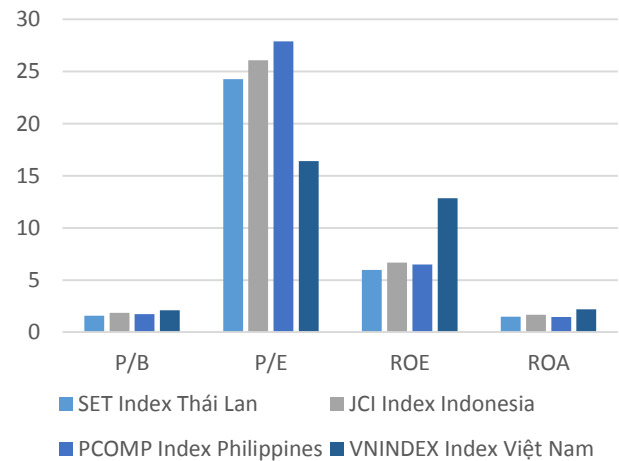
東南亞主要市場走勢比較



東南亞主要市場數據

		Thailand	Indonesia	Philippines	Vietnam
P/B		1.6x	1.8x	1.8x	2.1x
P/E		24.0x	11.9x	28.6x	16.1x
ROE	%	5.78	7.05	6.50	12.89
ROA	%	1.48	1.78	1.46	2.18
Vốn hóa	Tỷ USD	503.76	454.65	188.57	159.27
GTGD	Triệu USD	2.68	0.72	0.13	0.39
LS cổ tức	%	2.97	2.46	1.59	1.54

源：Bloomberg & YSVN





We Create **Fortune**

## 元大證券（越南）公司

### 個人客戶分析部

**Nguyễn Th ê Minh**

研究分析經理

+84 28 3622 6868 ext 3826  
minh.nguyen@yuanta.com.vn

**Lý Thị Hi ề n**

研究分析主管

+84 28 3622 6868 ext 3908  
hien.ly@yuanta.com.vn

**Quách Đức Khánh**

高級分析專員

+84 28 3622 6868 ext 3833  
khanh.quach@yuanta.com.vn

**Nguyễn Trịnh Ngọc Hồng**

高級分析專員

+84 28 3622 6868 ext 3832  
hong.nguyen@yuanta.com.vn

**Phạm Tấn Phát**

高級分析專員

+84 28 3622 6868 ext 3880  
phat.pham@yuanta.com.vn

### 個人客戶業務部

**Nguyễn Thanh Tùng**

總公司業務經理

+84 28 3622 6868 ext 3609  
tung.nguyen@yuanta.com.vn

**Phạm Đắc Thành**

北部區域經理

+84 28 3622 6868 ext 3416  
thanh.pham@yuanta.com.vn

**Nguyễn Mạnh Hoạt**

南部區域經理(胡志明市區域)

+84 28 3622 6868 ext 3847  
hoat.nguyen@yuanta.com.vn

**Lương Kỳ Ty**

堤岸分行經理

+84 28 3622 6868 ext 3653  
ty.luong@yuanta.com.vn

**Bùi Quốc Phong**

同奈分行經理

+84 28 3622 6868 ext 3701  
phong.bui@yuanta.com.vn

**Võ Thị Thu Thủy**

平陽分行經理

+84 28 3622 6868 ext 3505  
thuy.vo@yuanta.com.vn

**Nguyễn Việt Quang**

河內分行經理

+84 28 3622 6868 ext 3404  
quang.nguyen@yuanta.com.vn

**Võ Đình Tuấn**

峴港分行經理

+84 28 3622 6868 ext 3301  
tuan.vo@yuanta.com.vn

**Đinh Thị Thu Cúc**

頭頓分行經理

+84 28 3622 6868 ext 3203  
cuc.dinh@yuanta.com.vn





We Create **Fortune**

## Appendix A: Important Disclosures

### Analyst Certification

Each research analyst primarily responsible for the content of this research report, in whole or in part, certifies that with respect to each security or issuer that the analyst covered in this report: (1) all of the views expressed accurately reflect his or her personal views about those securities or issuers; and (2) no part of his or her compensation was, is, or will be, directly or indirectly, related to the specific recommendations or views expressed by that research analyst in the research report.

### Ratings Definitions

**BUY:** We have a positive outlook on the stock based on our expected absolute or relative return over the investment period. Our thesis is based on our analysis of the company's outlook, financial performance, catalysts, valuation and risk profile. We recommend investors add to their position.

**HOLD-Outperform:** In our view, the stock's fundamentals are relatively more attractive than peers at the current price. Our thesis is based on our analysis of the company's outlook, financial performance, catalysts, valuation and risk profile.

**HOLD-Underperform:** In our view, the stock's fundamentals are relatively less attractive than peers at the current price. Our thesis is based on our analysis of the company's outlook, financial performance, catalysts, valuation and risk profile.

**SELL:** We have a negative outlook on the stock based on our expected absolute or relative return over the investment period. Our thesis is based on our analysis of the company's outlook, financial performance, catalysts, valuation and risk profile. We recommend investors reduce their position.

**Under Review:** We actively follow the company, although our estimates, rating and target price are under review.

**Restricted:** The rating and target price have been suspended temporarily to comply with applicable regulations and/or Yuanta policies.

Note: Yuanta research coverage with a Target Price is based on an investment period of 12 months. Greater China Discovery Series coverage does not have a formal 12 month Target Price and the recommendation is based on an investment period specified by the analyst in the report.

### Global Disclaimer

© 2018 Yuanta. All rights reserved. The information in this report has been compiled from sources we believe to be reliable, but we do not hold ourselves responsible for its completeness or accuracy. It is not an offer to sell or solicitation of an offer to buy any securities. All opinions and estimates included in this report constitute our judgment as of this date and are subject to change without notice.

This report provides general information only. Neither the information nor any opinion expressed herein constitutes an offer or invitation to make an offer to buy or sell securities or other investments. This material is prepared for general circulation to clients and is not intended to provide tailored investment advice and does not take into account the individual financial situation and objectives of any specific person who may receive this report. Investors should seek financial advice regarding the appropriateness of investing in any securities, investments or investment strategies discussed or recommended in this report. The information contained in this report has been compiled from sources believed to be reliable but no representation or warranty, express or implied, is made as to its accuracy, completeness or correctness. This report is not (and should not be construed as) a solicitation to act as securities broker or dealer in any jurisdiction by any person or company that is not legally permitted to carry on such business in that jurisdiction.

Yuanta research is distributed in the United States only to Major U.S. Institutional Investors (as defined in Rule 15a-6 under the Securities Exchange Act of 1934, as amended and SEC staff interpretations thereof). All transactions by a US person in the securities mentioned in this report must be effected through a registered broker-dealer under Section 15 of the Securities Exchange Act of 1934, as amended. Yuanta research is distributed in Taiwan by Yuanta Securities Investment Consulting. Yuanta research is distributed in Hong Kong by Yuanta Securities (Hong Kong) Co. Limited, which is licensed in Hong Kong by the Securities and Futures Commission for regulated activities, including Type 4 regulated activity (advising on securities). In Hong Kong, this research report may not be redistributed, retransmitted or disclosed, in whole or in part or any form or manner, without the express written