

當日市場：外資在 DIG 有突變的議價交易

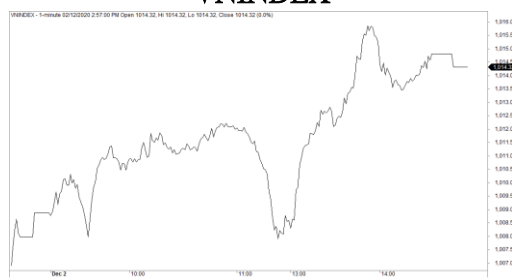
2020/12/02

市場走勢

市場指數	VNI	HNI	UPCOM
收盤	1,014.32	150.80	68.60
%日	0.54%	1.26%	1.17%
%週	1.44%	1.83%	3.00%
%月	8.64%	10.18%	8.75%
%年	5.73%	49.45%	23.56%
成交值(十億盾)			
當日	14,136	1,009	569
日均量/週	11,339	1,157	567
日均量/月	8,952	963	517
外資進出			
買進	1,194.16	16.92	25.40
賣出	2,199.67	14.72	12.28
買賣超	-1,005.52	2.20	13.12
市場漲跌家數			
上漲	174	95	146
下跌	146	63	65
持平	82	201	692
市場指標			
P/E	16.76	10.68	23.85
總市值 (兆盾)	3,640	262	904
股息殖利率	1.98%	3.28%	3.57%

資料源: Bloomberg - YSVN

VNINDEX



HNIINDEX



市場走勢

市場繼續上漲，但分化程度仍很明顯。VN-Index 收於 1,014.32 點，上漲 0.54%。HNX-Index 上漲 1.26%，收於 150.8 點。Upcom-Index 上漲了 1.17%。三大市場的交易價值繼續保持在 11 兆 840 億越南盾的高水平。

VN30-Index 的寬度相當平衡，其中 16 檔股票上漲和 12 檔下跌。MBB (+2.4%)，TCB (+2.3%)，VCB (+1.6%) 和 VHM (+2.3%)，SAB (+1.7%) 支持該指數的上漲。POW 引起市場的注意，因收盤漲停 10,800 越南盾。另一方面，HDB，PNJ，MWG 和 TCH 下跌了 1% 以上。CVT 甚至跌停，是該股連續第二個交易日下跌，收於 48,000 越南盾。

房地產集團今天表現良好。VHM (+2.3%)，DXG (+2.1%)，HDC (+3.6%)，尤其是 DIG (+6.9%) 是增益的典型代碼。

外國投資者淨賣出了 9900 億越南盾，主要來自 DIG 的交接交易 (1.49 萬億越南盾)。此外，GMD (770 億)，NLG (230 億) 也賣出強勁。在購買方面，VHM (1810 億)，VJC (870 億) 和 HPG (630 億) 位居榜首。

市場短期觀點

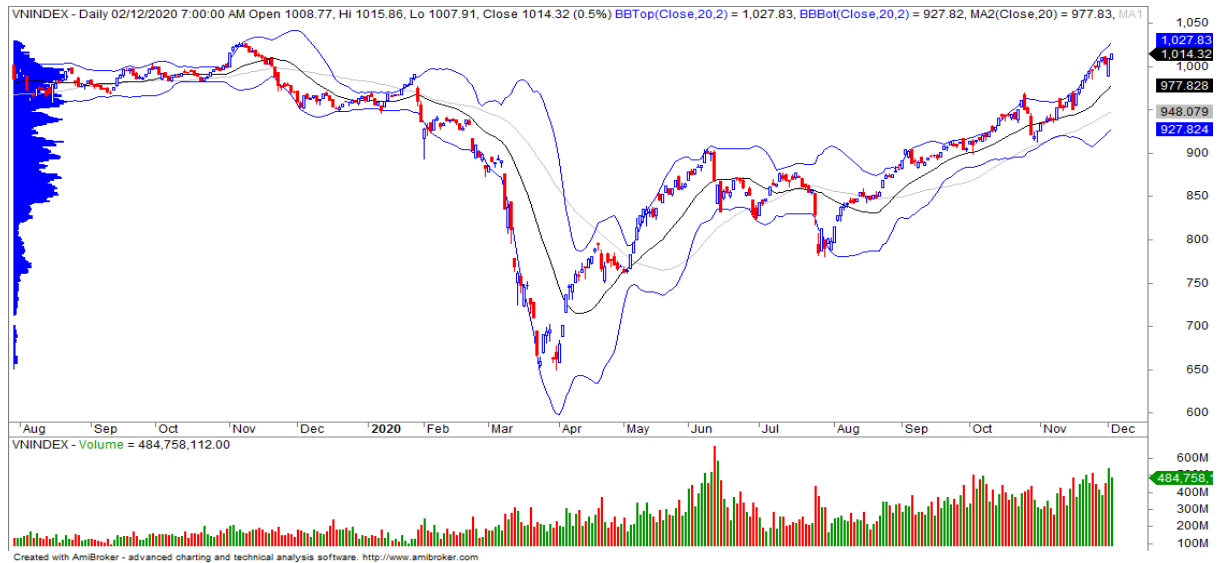
我們認為市場可以保持當前的漲勢，並且 VN-Index 在接下來的幾個交易日中將繼續移動至 1,035。同時，市場仍處於積累階段，因此，現金流量在各類股票之間繼續分散，投資者在此期間應專注於風險管理。此外，短期情緒仍然樂觀，因此適當的策略是在投資組合中持有較高的股票比例。

總觀市場的短期趨勢仍然為上漲。因此，我們建議短期投資者可以繼續持有投資組合中較高的股票比例，並在當前時期限制新的投資。

請在 <https://ysradar.yuanta.com.vn/> 查看有關股票的信號。

We Create Fortune

技術分析圖



指數技術分析圖 VN-Index



指數技術分析圖 HNX-Index

指數	短期趨勢	中期趨勢	阻力區 1	阻力區 2	支撐區 1	支撐區 2
VN-Index	上漲	上漲	1035	1070	980	964
HNX-Index	上漲	上漲	153	155	146	142
VN30	上漲	上漲	970	990	953	930
VNMidcaps	上漲	上漲	992	1,030	969	963
VNSmallcaps	上漲	上漲	835	845	822	804



We Create Fortune

胡志明市交易所 (HSX)

	收盤	漲跌%
VNI	1014.32	0.54%
VN30	979.95	0.37%
VN Mid	1098.51	0.44%
VN Small	925.41	0.09%

河內交易所 (HSX)

	收盤	漲跌%
HNI	150.8	1.26%
HN30	271.5	1.32%
VNX AllSh	939.35	0.38%

UPCOM 市場 (UPCoM)

	收盤	漲跌%
UPCoM	68.6	1.17%

外資交易	成交值 (十億盾)
買進	1194.16
賣出	2199.67
買超/賣超	-1005.52

外資交易	成交值 (十億盾)
買進	16.92
賣出	14.72
買超/賣超	2.20

外資交易	成交值 (十億盾)
買進	25.40
賣出	12.28
買超/賣超	13.12

上漲排名/ 股碼	漲跌 (VND)	漲跌%
CTS	600	6.98%
VIB	2050	6.95%
POW	700	6.93%
DIG	1550	6.89%
POM	900	6.84%

上漲排名/ 股碼	漲跌 (VND)	漲跌%
IDC	2900	9.83%
TNG	1300	9.49%
THD	10000	9.01%
VIX	1000	6.06%
BVS	500	4.59%

上漲排名/ 股碼	漲跌 (VND)	漲跌%
NTC	21970	6.66%
HAN	1339	5.92%
SIP	7528	5.63%
C4G	424	4.66%
VEF	3966	4.54%

下跌排名/ 股碼	漲跌 (VND)	漲跌%
CVT	-3600	-6.98%
DGW	-3500	-4.53%
BCM	-1750	-4.16%
HNG	-600	-4.14%
SJS	-800	-2.99%

下跌排名/ 股碼	漲跌 (VND)	漲跌%
TIG	-200	-3.23%
HLD	-700	-2.40%
LAS	-100	-1.39%
BCC	-100	-1.37%
PVS	-200	-1.34%

下跌排名/ 股碼	漲跌 (VND)	漲跌%
VCR	-260	-1.35%
MSR	-143	-0.83%
VNB	0	0.00%
BSR	6	0.08%
VCP	134	0.28%

*備註：市值>5,000 億盾；成交值>15 億盾

市值排名/ 股碼	十億盾
VIC	355,155
VCB	341,217
VHM	274,017
VNM	229,234
BID	167,718

市值排名/ 股碼	十億盾
SHB	30,367
VCG	18,419
VCS	12,354
IDC	8,850
PVS	7,122

市值排名/ 股碼	十億盾
ACV	155,436
MCH	65,050
VEA	63,753
BSR	21,893
MSR	18,874

交易量排 名/股碼	成交值	30 日均
DIG	165,766,821	3,374,642
TCB	39,835,330	18,962,343
POW	25,452,960	5,496,240
STB	21,124,570	13,697,045
MBB	19,111,190	10,114,569

交易量排 名/股碼	成交值	30 日均
SHB	10,012,701	4,299,268
TNG	8,143,925	1,779,064
PVS	6,948,579	7,086,364
SHS	6,469,306	2,959,286
HUT	4,554,119	2,111,595

交易量排 名/股碼	成交值	30 日均
VNB	3,226,550	6,714
BSR	2,231,700	3,686,709
BVB	1,591,200	859,195
G36	1,574,000	1,465,709
AAS	1,472,700	525,391

資料源: Bloomberg & Yuanta Research

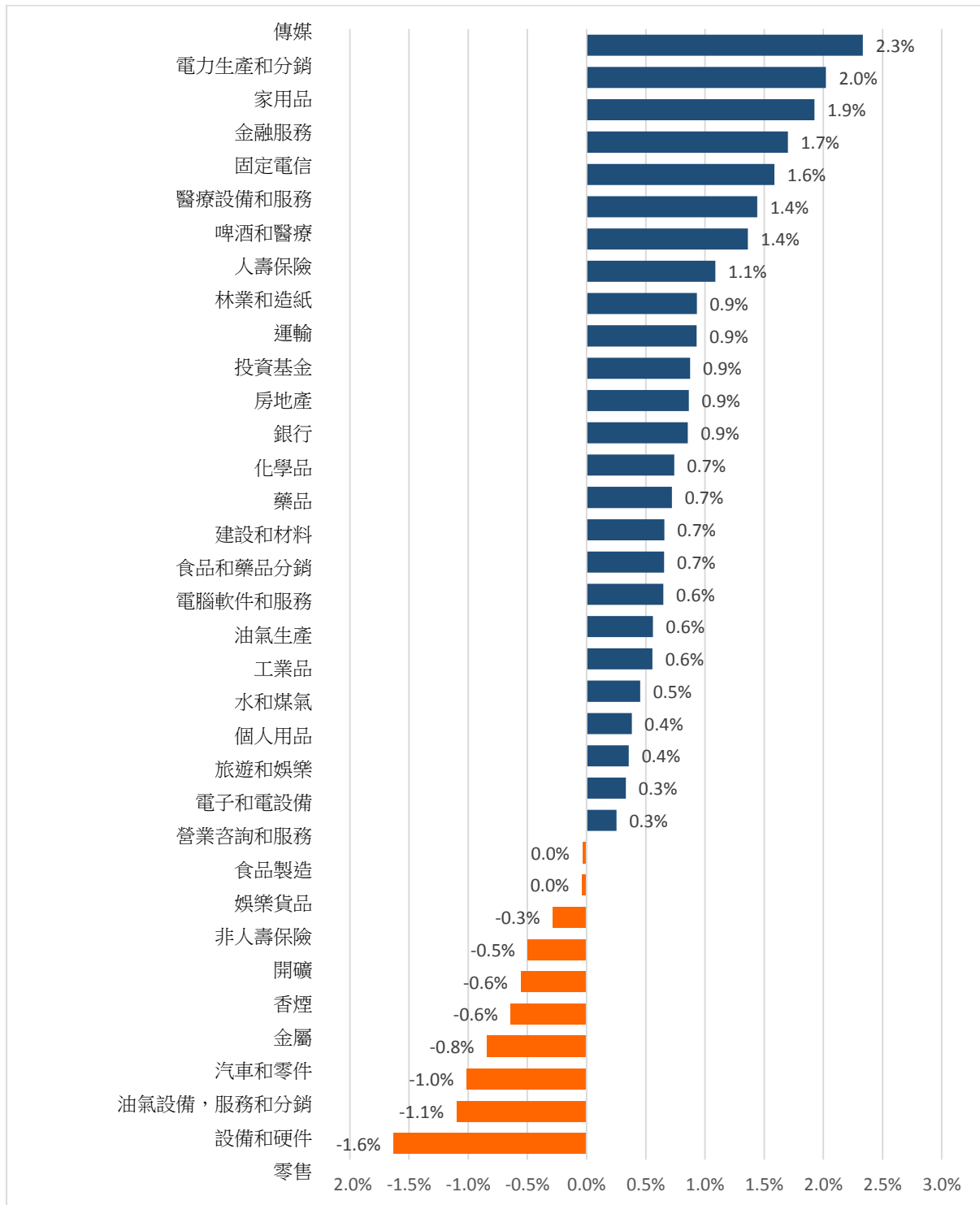
資料源: Bloomberg & Yuanta Research

資料源: Bloomberg & Yuanta Research



We Create Fortune

各行業板塊的交易走勢



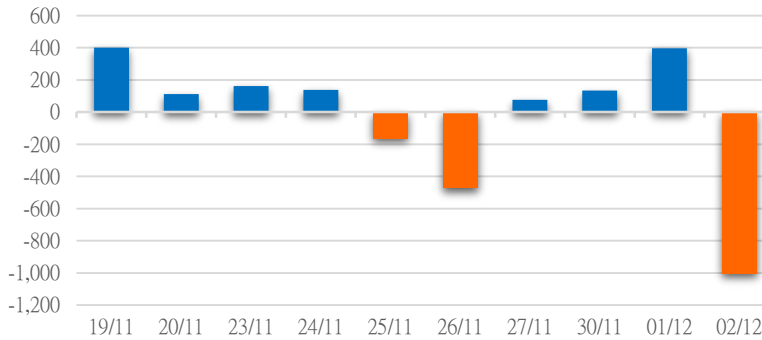
資料源: FiinPro - YSVN



We Create Fortune

外資買進賣統計

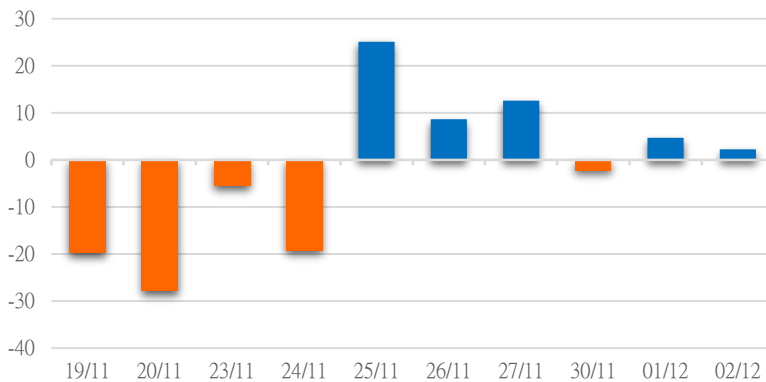
HSX 外資每日買/賣超



證券代碼	買超金額 (百萬盾)	證券代碼	賣超金額 (百萬盾)
VHM	181,348	DIG	1,490,105
VJC	86,618	GMD	77,449
HPG	62,851	NLG	23,244
VRE	58,037	CTG	15,588
MBB	47,580	TCL	12,200

HSX 外資買/賣超的前 5 名

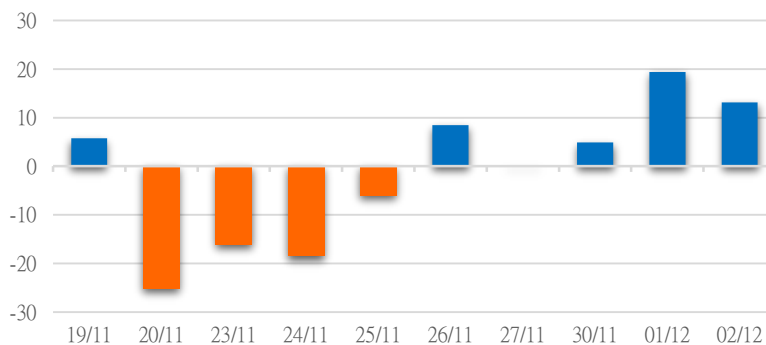
HNX 外資每日買/賣超



證券代碼	買超金額 (百萬盾)	證券代碼	賣超金額 (百萬盾)
PVS	12,219	TNG	4,953
SHB	2,373	DXP	4,929
AMV	280	VCS	585
SD5	180	NTP	523
HAD	180	SHS	460

HNX 外資買/賣超的前 5 名

UPCOM 外資每日買/賣超



證券代碼	買超金額 (百萬盾)	證券代碼	賣超金額 (百萬盾)
ACV	5,777	VEA	4,983
MPC	4,704	MSR	1,433
LTG	2,572	SWC	397
QNS	1,514	BSR	153
NTC	462	MCH	112

UPCOM 外資買/賣超的前 5 名

源: FiinPro - YSVN

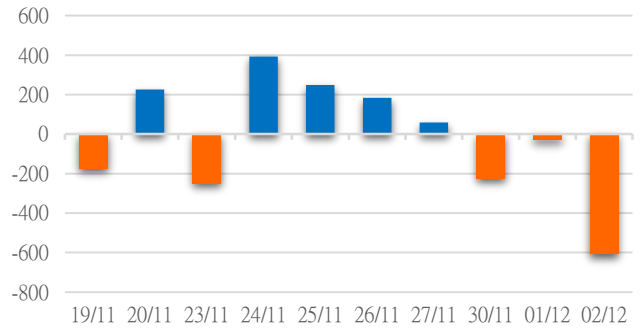
We Create **Fortune**

自營進出統計

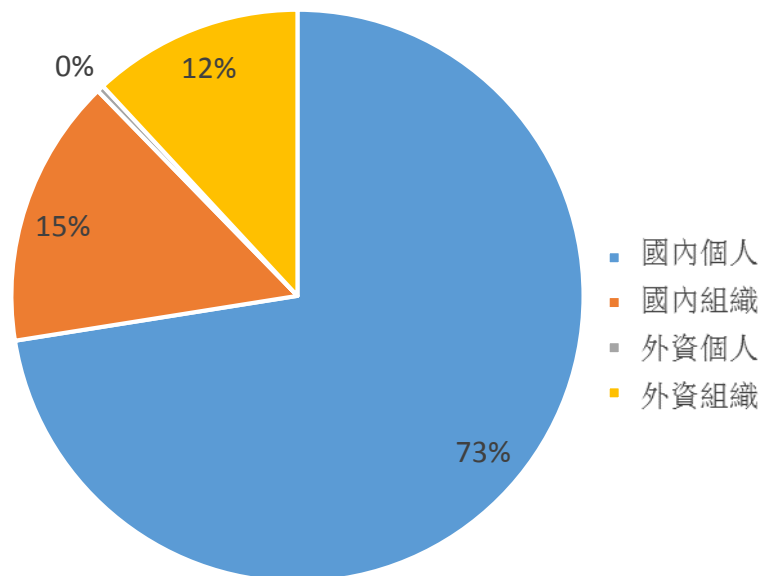
證券代碼	買超金額 (百萬盾)	證券代碼	賣超金額 (百萬盾)
TCB	53,798	DIG	632,532
MWG	18,984	HPG	84,616
VNM	16,244	VJC	75,712
VPB	13,761	FUEVFNND	14,644
VIC	13,089	HDB	7,713

券商自營交易最大前名

券商自營交易每日買/賣超 (bil.VND)



越南證券市場投資人類別統計

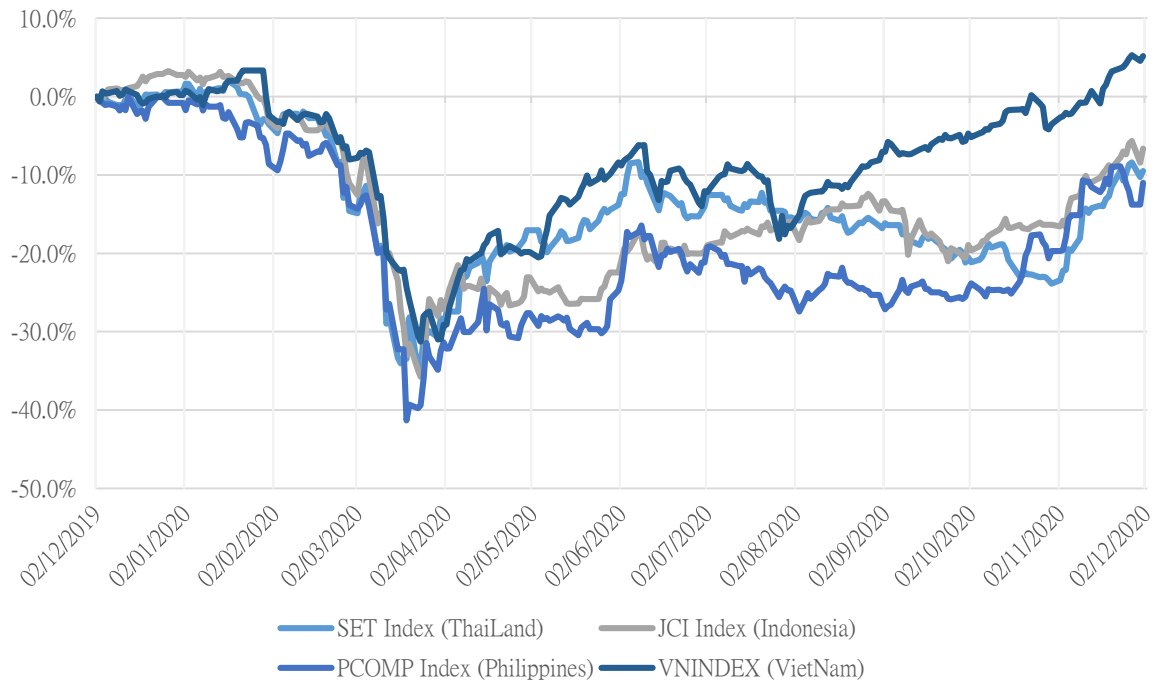


資料源: FinPro - YSVN



We Create Fortune

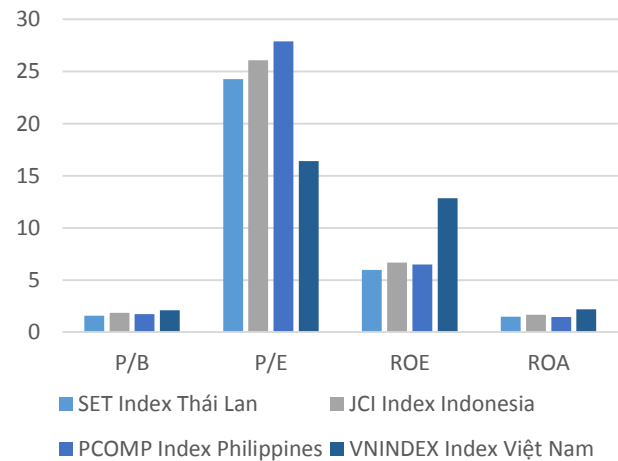
東南亞主要市場走勢比較



東南亞主要市場數據

		Thailand	Indonesia	Philippines	Vietnam
P/B		1.6x	1.8x	1.8x	2.1x
P/E		24.0x	11.9x	28.6x	16.1x
ROE	%	5.78	7.05	6.50	12.89
ROA	%	1.48	1.78	1.46	2.18
Vốn hóa	Tỷ USD	503.76	454.65	188.57	159.27
GTGD	Triệu USD	2.68	0.72	0.13	0.39
LS cổ tức	%	2.97	2.46	1.59	1.54

源：Bloomberg & YSVN





We Create Fortune

元大證券（越南）公司

個人客戶分析部

Nguyễn Th ê Minh

研究分析經理

+84 28 3622 6868 ext 3826
minh.nguyen@yuanta.com.vn

Lý Thị Hi ề n

研究分析主管

+84 28 3622 6868 ext 3908
hien.ly@yuanta.com.vn

Quách Đức Khánh

高級分析專員

+84 28 3622 6868 ext 3833
khanh.quach@yuanta.com.vn

Nguyễn Trịnh Ngọc Hồng

高級分析專員

+84 28 3622 6868 ext 3832
hong.nguyen@yuanta.com.vn

Phạm Tấn Phát

高級分析專員

+84 28 3622 6868 ext 3880
phat.pham@yuanta.com.vn

個人客戶業務部

Nguyễn Thanh Tùng

總公司業務經理

+84 28 3622 6868 ext 3609
tung.nguyen@yuanta.com.vn

Phạm Đ ắc Thành

北部區域經理

+84 28 3622 6868 ext 3416
thanh.pham@yuanta.com.vn

Nguyễn Mạnh Hoạt

南部區域經理(胡志明市區域)

+84 28 3622 6868 ext 3847
hoat.nguyen@yuanta.com.vn

Lương Kỳ Ty

堤岸分行經理

+84 28 3622 6868 ext 3653
ty.luong@yuanta.com.vn

Bùi Quốc Phong

同奈分行經理

+84 28 3622 6868 ext 3701
phong.bui@yuanta.com.vn

Võ Thị Thu Thủy

平陽分行經理

+84 28 3622 6868 ext 3505
thuy.vo@yuanta.com.vn

Nguyễn Việt Quang

河內分行經理

+84 28 3622 6868 ext 3404
quang.nguyen@yuanta.com.vn

Võ Đình Tuấn

峴港分行經理

+84 28 3622 6868 ext 3301
tuan.vo@yuanta.com.vn

Đinh Thị Thu Cúc

頭頓分行經理

+84 28 3622 6868 ext 3203
cuc.dinh@yuanta.com.vn



We Create **Fortune**

Appendix A: Important Disclosures

Analyst Certification

Each research analyst primarily responsible for the content of this research report, in whole or in part, certifies that with respect to each security or issuer that the analyst covered in this report: (1) all of the views expressed accurately reflect his or her personal views about those securities or issuers; and (2) no part of his or her compensation was, is, or will be, directly or indirectly, related to the specific recommendations or views expressed by that research analyst in the research report.

Ratings Definitions

BUY: We have a positive outlook on the stock based on our expected absolute or relative return over the investment period. Our thesis is based on our analysis of the company's outlook, financial performance, catalysts, valuation and risk profile. We recommend investors add to their position.

HOLD-Outperform: In our view, the stock's fundamentals are relatively more attractive than peers at the current price. Our thesis is based on our analysis of the company's outlook, financial performance, catalysts, valuation and risk profile.

HOLD-Underperform: In our view, the stock's fundamentals are relatively less attractive than peers at the current price. Our thesis is based on our analysis of the company's outlook, financial performance, catalysts, valuation and risk profile.

SELL: We have a negative outlook on the stock based on our expected absolute or relative return over the investment period. Our thesis is based on our analysis of the company's outlook, financial performance, catalysts, valuation and risk profile. We recommend investors reduce their position.

Under Review: We actively follow the company, although our estimates, rating and target price are under review.

Restricted: The rating and target price have been suspended temporarily to comply with applicable regulations and/or Yuanta policies.

Note: Yuanta research coverage with a Target Price is based on an investment period of 12 months. Greater China Discovery Series coverage does not have a formal 12 month Target Price and the recommendation is based on an investment period specified by the analyst in the report.

Global Disclaimer

© 2018 Yuanta. All rights reserved. The information in this report has been compiled from sources we believe to be reliable, but we do not hold ourselves responsible for its completeness or accuracy. It is not an offer to sell or solicitation of an offer to buy any securities. All opinions and estimates included in this report constitute our judgment as of this date and are subject to change without notice.

This report provides general information only. Neither the information nor any opinion expressed herein constitutes an offer or invitation to make an offer to buy or sell securities or other investments. This material is prepared for general circulation to clients and is not intended to provide tailored investment advice and does not take into account the individual financial situation and objectives of any specific person who may receive this report. Investors should seek financial advice regarding the appropriateness of investing in any securities, investments or investment strategies discussed or recommended in this report. The information contained in this report has been compiled from sources believed to be reliable but no representation or warranty, express or implied, is made as to its accuracy, completeness or correctness. This report is not (and should not be construed as) a solicitation to act as securities broker or dealer in any jurisdiction by any person or company that is not legally permitted to carry on such business in that jurisdiction.

Yuanta research is distributed in the United States only to Major U.S. Institutional Investors (as defined in Rule 15a-6 under the Securities Exchange Act of 1934, as amended and SEC staff interpretations thereof). All transactions by a US person in the securities mentioned in this report must be effected through a registered broker-dealer under Section 15 of the Securities Exchange Act of 1934, as amended. Yuanta research is distributed in Taiwan by Yuanta Securities Investment Consulting. Yuanta research is distributed in Hong Kong by Yuanta Securities (Hong Kong) Co. Limited, which is licensed in Hong Kong by the Securities and Futures Commission for regulated activities, including Type 4 regulated activity (advising on securities). In Hong Kong, this research report may not be redistributed, retransmitted or disclosed, in whole or in part or any form or manner, without the express written