

當日市場：市場經過一系列上漲後出現了修正的階段

2020/12/10

市場走勢

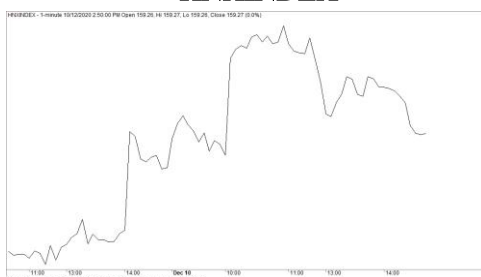
市場指數	VNI	HNI	UPCOM
收盤	1,030.91	159.30	68.71
%日	-0.79%	0.35%	-0.79%
%週	1.09%	4.81%	-0.45%
%月	8.30%	12.68%	7.09%
%年	7.35%	56.12%	24.11%
成交值(十億盾)			
當日	13,140	1,048	1,374
日均量/週	11,122	1,003	884
日均量/月	10,163	1,072	641
外資進出			
買進	1,342.29	8.11	12.41
賣出	1,124.30	9.66	14.05
買賣超	217.99	-1.55	-1.64
市場漲跌家數			
上漲	92	72	99
下跌	241	100	114
持平	69	187	690
市場指標			
P/E	17.03	12.01	24.74
總市值 (兆盾)	3,814	215	938
股息殖利率	2.38%	3.28%	4.16%

資料源: Bloomberg - YSVN

VNINDEX



HNIINDEX



市場走勢

市場在接近尾盤反轉下跌，導致早盤的漲勢變得徒勞無功。VN-Index 收盤下跌 0.79%，收於 1,030.91 點，也是盤中低點。HNX-Index 逆轉上漲 0.35%，收於 159.3 點。Upcom-Index 下跌了 0.79。市場的交易價值增至 13 兆 380 億越南盾。

下跌的股票數量占多數，表明當前的跌勢趨向於蔓延。在 VN30-Index 中，CTG，HPG，GAS，MSN，SAB，VHM，VIC，VPBiều 從 1%至 3%。PNJ 在 ATC 時跌停，並引起了關注，收盤價為 73,000 越南盾。但是，由於 NVL (+1.8%) 連續第二盤持續強勁是，是當天逆市而行的股票。VNM (+2.1%) 收於 112,000 越南盾。

航海股的表現相當積極，由 GMD (3.8%)，PHP (3.3%) 領先。

外資在市場上買超 2,140 億越南盾，表明他們對市場當前的趨勢持樂觀的態度，其中 HPG (3,490 億)，FUEVFNVD (1,190 億) 和 VNM (720 億) 位居榜首。在買超方面，GMD (1,970 億)，VSC (450 億) 和 VRE (340 億) 位居榜首。

市場短期觀點

我們認為市場可能在下一個交易日繼續回調，VN-Index 可能會重新測試 1,017-1,020 點的支撐位。同時，市場顯示出進入累積階段的跡象，因此短期的漲勢趨於放緩，但我們估計短期風險將保持較低水平。此外，情緒指標略有下跌並保持在樂觀區域，因此合適的策略是在投資組合中持有較大的股票比例。

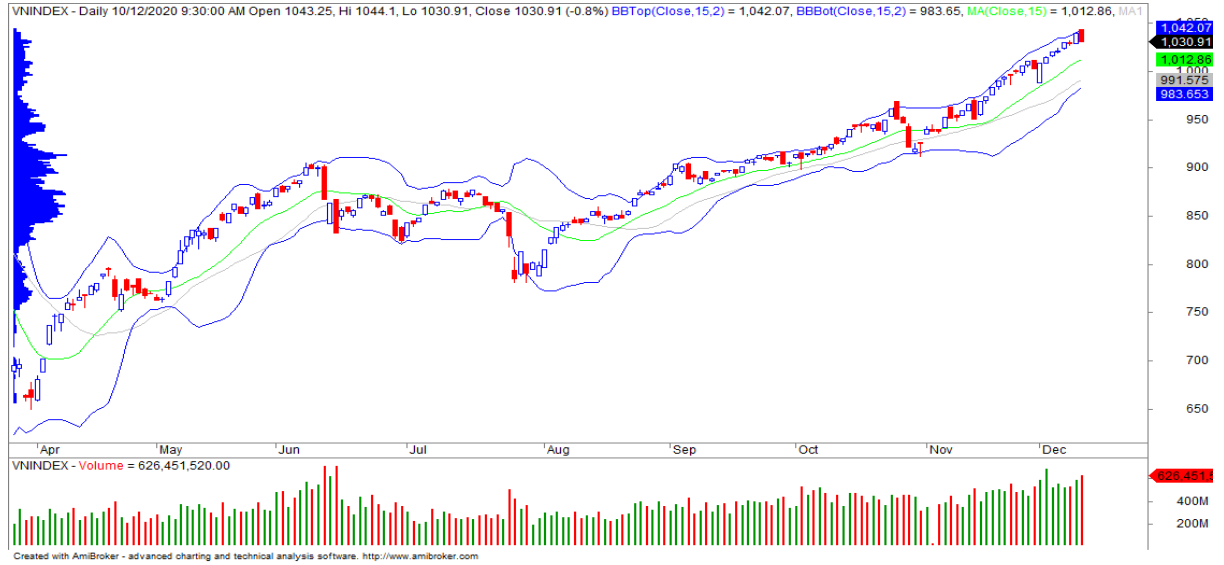
總觀市場的短期趨勢仍然為上漲。因此，我們建議短期投資者繼續持有該投資組合中較高的股票比例，並在下一個交易日觀測市場。

請在 <https://ysradar.yuanta.com.vn/> 查看有關股票的信號。



We Create Fortune

技術分析圖



指數技術分析圖 VN-Index



指數技術分析圖 HNX-Index

指數	短期趨勢	中期趨勢	阻力區 1	阻力區 2	支撐區 1	支撐區 2
VN-Index	上漲	上漲	1103	1200	1015	964
HNX-Index	上漲	上漲	162	181	154	1426
VN30	上漲	上漲	1041	1070	982	953
VNMidcaps	上漲	上漲	992	1,030	969	963
VNSmallcaps	上漲	上漲	835	845	822	804



We Create Fortune

胡志明市交易所 (HSX)

	收盤	漲跌%
VNI	1030.91	-0.79%
VN30	994.28	-0.97%
VN Mid	1118.97	-1.26%
VN Small	946.05	-1.05%

河內交易所 (HSX)

	收盤	漲跌%
HNI	159.3	0.35%
HN30	274.16	-0.93%
VNX AllSh	952.62	-0.95%

UPCOM 市場 (UPCoM)

	收盤	漲跌%
UPCoM	68.71	-0.79%

外資交易	成交值 (十億盾)
買進	1342.29
賣出	1124.3
買超/賣超	217.99

外資交易	成交值 (十億盾)
買進	8.11
賣出	9.66
買超/賣超	-1.55

外資交易	成交值 (十億盾)
買進	12.41
賣出	14.05
買超/賣超	-1.64

上漲排名/ 股碼	漲跌 (VND)	漲跌%
POM	750	6.79%
SKG	550	5.19%
MSH	1900	4.81%
AGR	350	4.70%
HNG	600	4.35%

上漲排名/ 股碼	漲跌 (VND)	漲跌%
THD	4200	9.93%
PGS	900	5.23%
CEO	400	5.06%
TVC	400	3.39%
PHP	500	3.31%

上漲排名/ 股碼	漲跌 (VND)	漲跌%
CLX	1520	9.87%
BDG	4128	8.94%
LLM	1432	7.91%
ACV	2356	3.18%
BVB	266	2.03%

下跌排名/ 股碼	漲跌 (VND)	漲跌%
PNJ	-5400	-6.89%
NNC	-2700	-6.88%
CEE	-1150	-6.08%
QCG	-380	-5.44%
TMS	-1800	-5.10%

下跌排名/ 股碼	漲跌 (VND)	漲跌%
MBS	-600	-4.35%
HUT	-100	-3.45%
SHS	-500	-3.18%
TIG	-200	-3.17%
BVS	-400	-3.03%

下跌排名/ 股碼	漲跌 (VND)	漲跌%
VCP	-4863	-8.94%
G36	-905	-7.07%
SIP	-9794	-6.73%
POS	-839	-5.45%
SGP	-576	-4.88%

*備註：市值>5,000 億盾；成交值>15 億盾

市值排名/ 股碼	十億盾
VIC	358,538
VCB	357,907
VHM	279,609
VNM	229,234
BID	176,164

市值排名/ 股碼	十億盾
SHB	30,543
VCG	16,620
THD	14,805
VCS	12,245
IDC	9,990

市值排名/ 股碼	十億盾
ACV	161,149
VEA	68,509
MCH	66,626
BSR	24,913
MSR	18,835

交易量排 名/股碼	成交值	30 日均
HPG	42,787,770	23,053,540
STB	21,848,500	17,471,383
TCB	19,333,060	18,015,395
HAG	19,053,680	9,143,853
DIG	17,480,540	3,972,304

交易量排 名/股碼	成交值	30 日均
CEO	10,119,830	2,242,982
SHB	9,012,840	5,974,023
PVS	7,872,403	8,003,336
NVB	6,144,793	2,799,382
SHS	5,025,841	3,643,691

交易量排 名/股碼	成交值	30 日均
KLB	15,455,380	48,300
BSR	7,130,500	5,884,782
VCP	5,869,340	60,909
NAB	5,115,200	149,500
G36	4,053,500	1,752,609

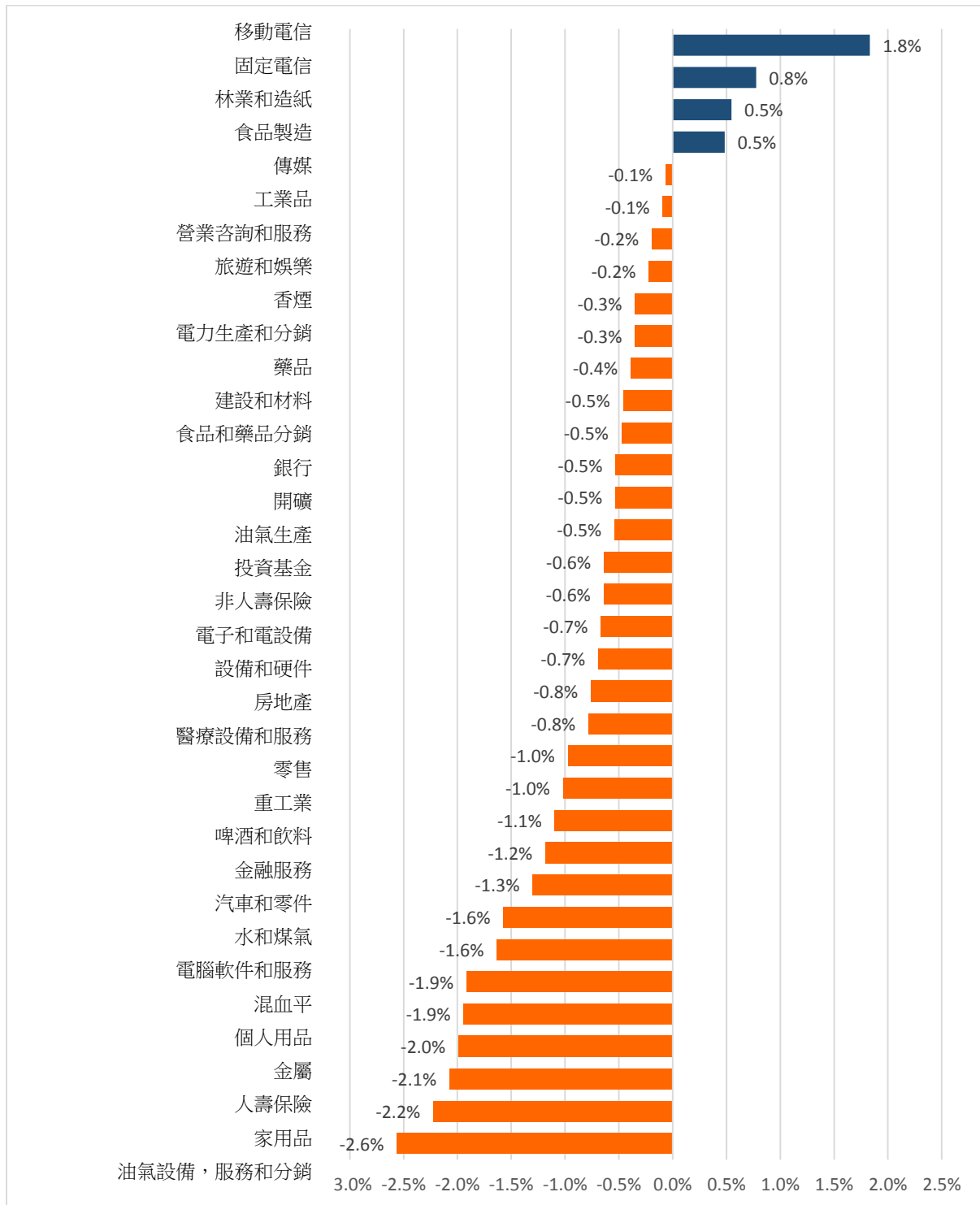
資料源: Bloomberg & Yuanta Research

資料源: Bloomberg & Yuanta Research

資料源: Bloomberg & Yuanta Research

We Create Fortune

各行業板塊的交易走勢



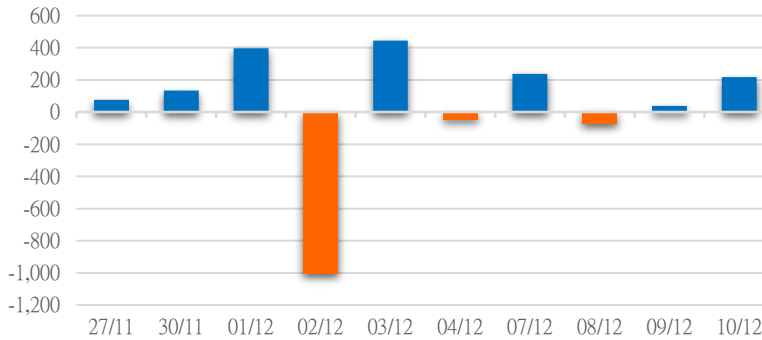
資料源: FiinPro - YSVN



We Create Fortune

外資買進賣統計

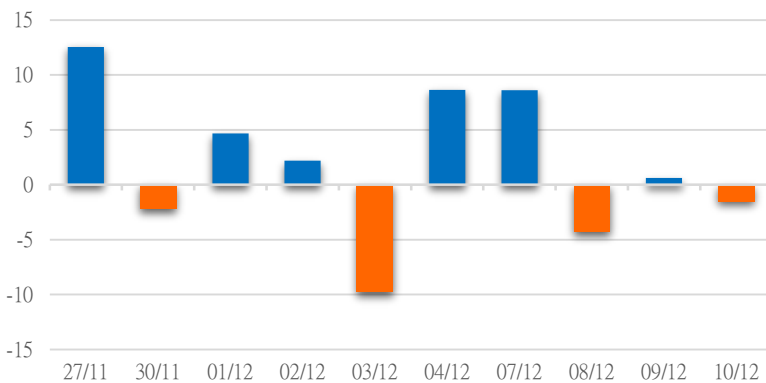
HSX 外資每日買/賣超



證券代碼	買超金額 (百萬盾)	證券代碼	賣超金額 (百萬盾)
HPG	348,959	GMD	197,073
FUEVFNVD	118,956	VSC	45,311
VNM	71,700	VRE	34,448
VCB	68,325	MSN	22,177
GAS	25,332	VCI	20,305

HSX 外資買/賣超的前 5 名

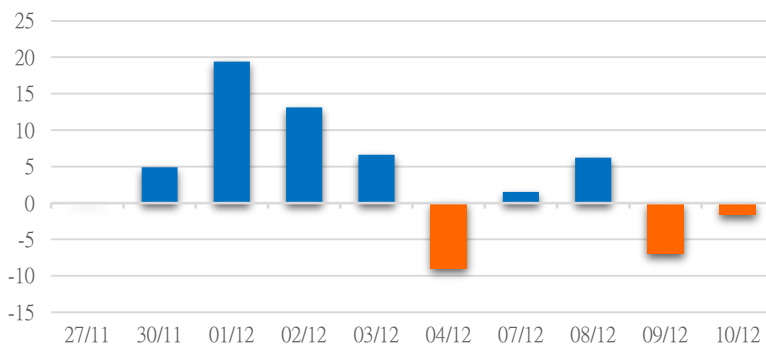
HNX 外資每日買/賣超



證券代碼	買超金額 (百萬盾)	證券代碼	賣超金額 (百萬盾)
SHB	3,327	PVS	3,810
SZB	1,549	SHS	1,327
BAX	1,111	RCL	908
SEB	233	BVS	767
INN	191	NHA	607

HNX 外資買/賣超的前 5 名

UPCOM 外資每日買/賣超



證券代碼	買超金額 (百萬盾)	證券代碼	賣超金額 (百萬盾)
SIP	2,335	VEA	6,373
OIL	1,907	ACV	2,110
MCH	515	MSR	1,291
MPC	352	SBS	72
NTC	315	SGB	65

UPCOM 外資買/賣超的前 5 名

源: FiinPro - YSVN



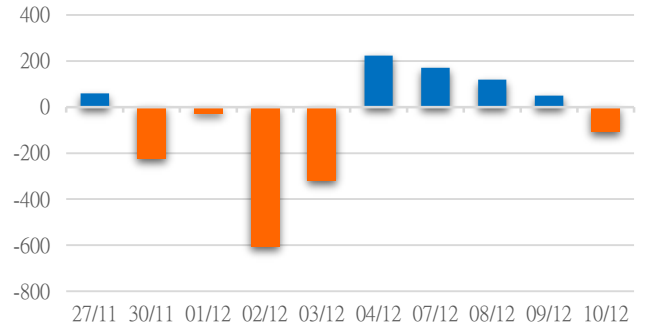
We Create Fortune

自營進出統計

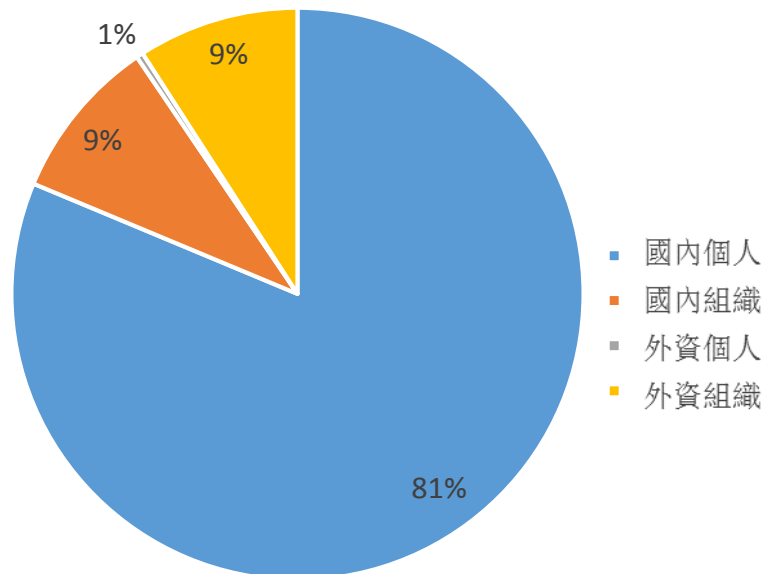
證券代碼	買超金額 (百萬盾)	證券代碼	賣超金額 (百萬盾)
TCB	59,413	HPG	318,632
MBB	57,121	FUEVFNVD	119,590
MWG	41,428	GAS	19,016
FPT	34,553	VRE	5,718
VPB	16,608	DIG	3,758

券商自營交易最大前名

券商自營交易每日買/賣超 (bil.VND)



越南證券市場投資人類別統計

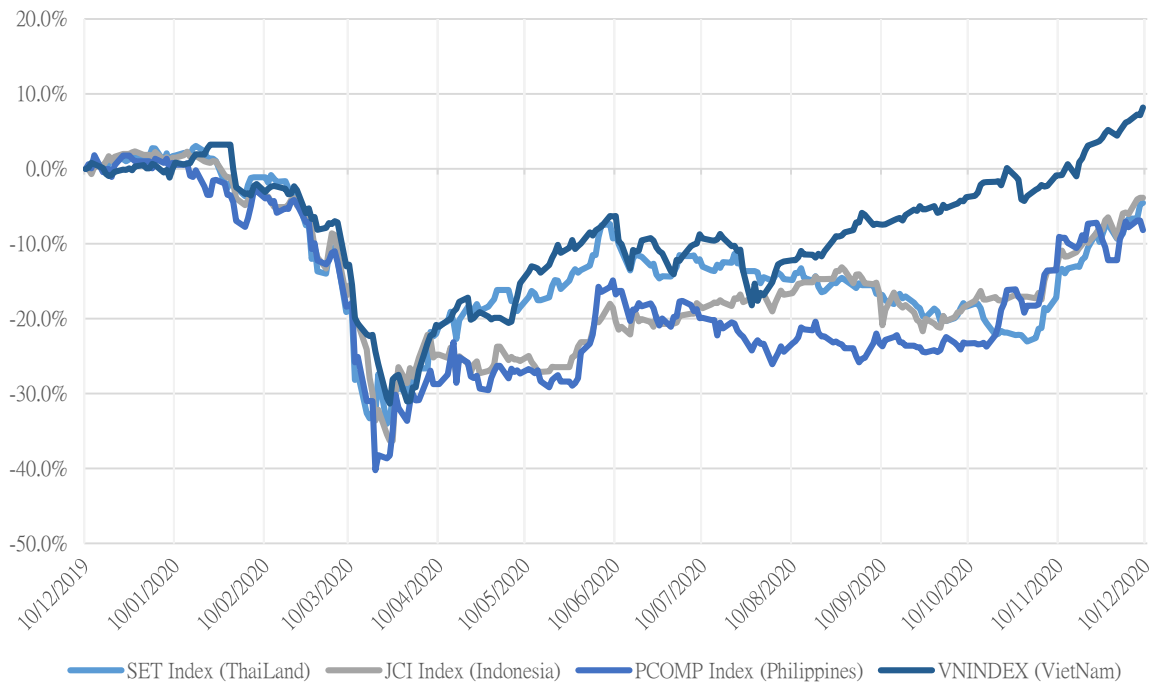


資料源: FinPro - YSVN



We Create Fortune

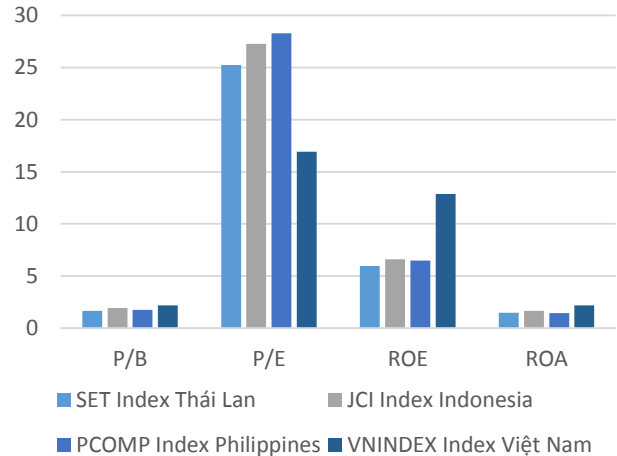
東南亞主要市場走勢比較



東南亞主要市場數據

		Thailand	Indonesia	Philippines	Vietnam
P/B		1.6x	1.8x	1.8x	2.1x
P/E		24.0x	11.9x	28.6x	16.1x
ROE	%	5.78	7.05	6.50	12.89
ROA	%	1.48	1.78	1.46	2.18
Vốn hóa	Tỷ USD	503.76	454.65	188.57	159.27
GTGD	Triệu USD	2.68	0.72	0.13	0.39
LS cổ tức	%	2.97	2.46	1.59	1.54

源：Bloomberg & YSVN





We Create **Fortune**

元大證券（越南）公司

個人客戶分析部

Nguyễn Th ê Minh

研究分析經理

+84 28 3622 6868 ext 3826
minh.nguyen@yuanta.com.vn

Lý Thị Hi ề n

研究分析主管

+84 28 3622 6868 ext 3908
hien.ly@yuanta.com.vn

Quách Đức Khánh

高級分析專員

+84 28 3622 6868 ext 3833
khanh.quach@yuanta.com.vn

Nguyễn Trịnh Ngọc Hồng

高級分析專員

+84 28 3622 6868 ext 3832
hong.nguyen@yuanta.com.vn

Phạm Tấn Phát

高級分析專員

+84 28 3622 6868 ext 3880
phat.pham@yuanta.com.vn

個人客戶業務部

Nguyễn Thanh Tùng

總公司業務經理

+84 28 3622 6868 ext 3609
tung.nguyen@yuanta.com.vn

Phạm Đắc Thành

北部區域經理

+84 28 3622 6868 ext 3416
thanh.pham@yuanta.com.vn

Nguyễn Mạnh Hoạt

南部區域經理(胡志明市區域)

+84 28 3622 6868 ext 3847
hoat.nguyen@yuanta.com.vn

Lương Kỳ Ty

堤岸分行經理

+84 28 3622 6868 ext 3653
ty.luong@yuanta.com.vn

Bùi Quốc Phong

同奈分行經理

+84 28 3622 6868 ext 3701
phong.bui@yuanta.com.vn

Võ Thị Thu Thủy

平陽分行經理

+84 28 3622 6868 ext 3505
thuy.vo@yuanta.com.vn

Nguyễn Việt Quang

河內分行經理

+84 28 3622 6868 ext 3404
quang.nguyen@yuanta.com.vn

Võ Đình Tuấn

峴港分行經理

+84 28 3622 6868 ext 3301
tuan.vo@yuanta.com.vn

Đinh Thị Thu Cúc

頭頓分行經理

+84 28 3622 6868 ext 3203
cuc.dinh@yuanta.com.vn



We Create **Fortune**

Appendix A: Important Disclosures

Analyst Certification

Each research analyst primarily responsible for the content of this research report, in whole or in part, certifies that with respect to each security or issuer that the analyst covered in this report: (1) all of the views expressed accurately reflect his or her personal views about those securities or issuers; and (2) no part of his or her compensation was, is, or will be, directly or indirectly, related to the specific recommendations or views expressed by that research analyst in the research report.

Ratings Definitions

BUY: We have a positive outlook on the stock based on our expected absolute or relative return over the investment period. Our thesis is based on our analysis of the company's outlook, financial performance, catalysts, valuation and risk profile. We recommend investors add to their position.

HOLD-Outperform: In our view, the stock's fundamentals are relatively more attractive than peers at the current price. Our thesis is based on our analysis of the company's outlook, financial performance, catalysts, valuation and risk profile.

HOLD-Underperform: In our view, the stock's fundamentals are relatively less attractive than peers at the current price. Our thesis is based on our analysis of the company's outlook, financial performance, catalysts, valuation and risk profile.

SELL: We have a negative outlook on the stock based on our expected absolute or relative return over the investment period. Our thesis is based on our analysis of the company's outlook, financial performance, catalysts, valuation and risk profile. We recommend investors reduce their position.

Under Review: We actively follow the company, although our estimates, rating and target price are under review.

Restricted: The rating and target price have been suspended temporarily to comply with applicable regulations and/or Yuanta policies.

Note: Yuanta research coverage with a Target Price is based on an investment period of 12 months. Greater China Discovery Series coverage does not have a formal 12 month Target Price and the recommendation is based on an investment period specified by the analyst in the report.

Global Disclaimer

© 2018 Yuanta. All rights reserved. The information in this report has been compiled from sources we believe to be reliable, but we do not hold ourselves responsible for its completeness or accuracy. It is not an offer to sell or solicitation of an offer to buy any securities. All opinions and estimates included in this report constitute our judgment as of this date and are subject to change without notice.

This report provides general information only. Neither the information nor any opinion expressed herein constitutes an offer or invitation to make an offer to buy or sell securities or other investments. This material is prepared for general circulation to clients and is not intended to provide tailored investment advice and does not take into account the individual financial situation and objectives of any specific person who may receive this report. Investors should seek financial advice regarding the appropriateness of investing in any securities, investments or investment strategies discussed or recommended in this report. The information contained in this report has been compiled from sources believed to be reliable but no representation or warranty, express or implied, is made as to its accuracy, completeness or correctness. This report is not (and should not be construed as) a solicitation to act as securities broker or dealer in any jurisdiction by any person or company that is not legally permitted to carry on such business in that jurisdiction.

Yuanta research is distributed in the United States only to Major U.S. Institutional Investors (as defined in Rule 15a-6 under the Securities Exchange Act of 1934, as amended and SEC staff interpretations thereof). All transactions by a US person in the securities mentioned in this report must be effected through a registered broker-dealer under Section 15 of the Securities Exchange Act of 1934, as amended. Yuanta research is distributed in Taiwan by Yuanta Securities Investment Consulting. Yuanta research is distributed in Hong Kong by Yuanta Securities (Hong Kong) Co. Limited, which is licensed in Hong Kong by the Securities and Futures Commission for regulated activities, including Type 4 regulated activity (advising on securities). In Hong Kong, this research report may not be redistributed, retransmitted or disclosed, in whole or in part or any form or manner, without the express written