

當日市場：VN-Index 指數接近舊頂值

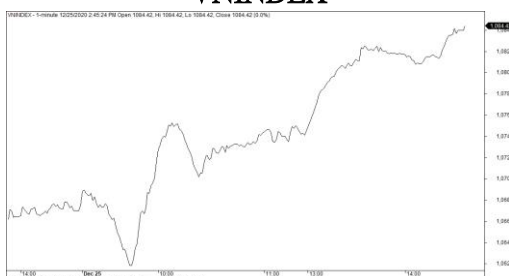
2020/12/25

市場走勢

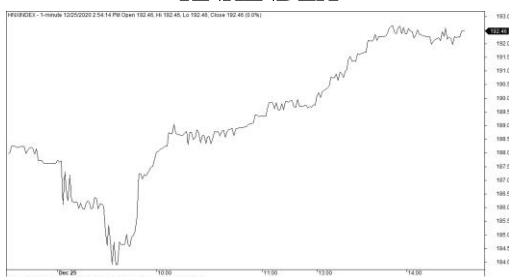
市場指數	VNI	HNI	UPCOM
收盤	1,084.42	192.46	72.94
%日	1.58%	2.57%	-0.18%
%週	1.59%	8.72%	2.80%
%月	8.45%	29.96%	9.52%
%年	12.85%	86.98%	31.19%
成交值(十億盾)			
當日	12,723	1,481	1,078
日均量/週	14,045	1,823	1,001
日均量/月	12,100	1,274	863
外資進出			
買進	320.29	10.50	6.87
賣出	550.55	24.47	12.32
買賣超	-230.26	-13.97	-5.45
市場漲跌家數			
上漲	272	141	198
下跌	88	50	103
持平	46	171	602
市場指標			
P/E	17.46	13.49	25.33
總市值 (兆盾)	3,940	226	971
股息殖利率	2.42%	3.47%	3.95%

資料源: Bloomberg - YSVN

VNINDEX



HNIINDEX



市場走勢

市場開盤時出現震盪，但市場指數逐漸回漲並在接近尾盤時擴大該漲勢。VNI-Index 收於 1084.42 點，上漲 1.58%。HNX-Index 上漲 2.57%，收於 192.46 點。僅 Upcom-Index 下跌了 0.18%。三大市場的交易價值略有下降，但仍保持較高水平，為 13 兆 1,840 億越南盾。

VN-Index 上漲勢完全佔主導，因有 272 檔股票上漲和 88 檔下跌，相當於 3 檔股票上漲/1 檔股票下跌。金融股繼續保持領先的位置，如 TCB (+5.7%)，HDB (+3.4%)，VPB (+3.2%)，BID (+2.4%)，SSI (+6.9%)，HCM (+6.9%)，VND (+6.9%) 等。相反的是，MSN 是 VN30-Index 中唯一下跌的股票，但跌幅微不足道。

中型股和仙股保持了強勁的漲勢，其中包括 KBC，TDH，ASM，FRT，IDI，DRH，ANV，PAN，BCE，CCL，APG 等均漲停。

外資在三大市場上繼續賣超的趨勢，價值為 2,490 億越南盾，其中 HPG (2170 億)，KBC (360 億) 和 VNM (300 億) 位居榜首。在買超方面，VHM (200 億)，SSI (180 億) 和 POW (150 億) 是外資積極收購的股票。

市場短期觀點

我們認為市場可能會保持上漲勢頭，VN-Index 可能會重新測試 1,094 點的峰值。同時，市場表現出重返積極的劇烈波動時期的跡象，因此 VN-Index 能突破短期峰值的可能性很高，儘管交易量下降，但流動性卻仍維持在高位，表明現金流尚未顯示出退出市場的跡象。此外，市場情緒仍處於樂觀區域，因此在此期間合適的策略是保持較高的股票比例。

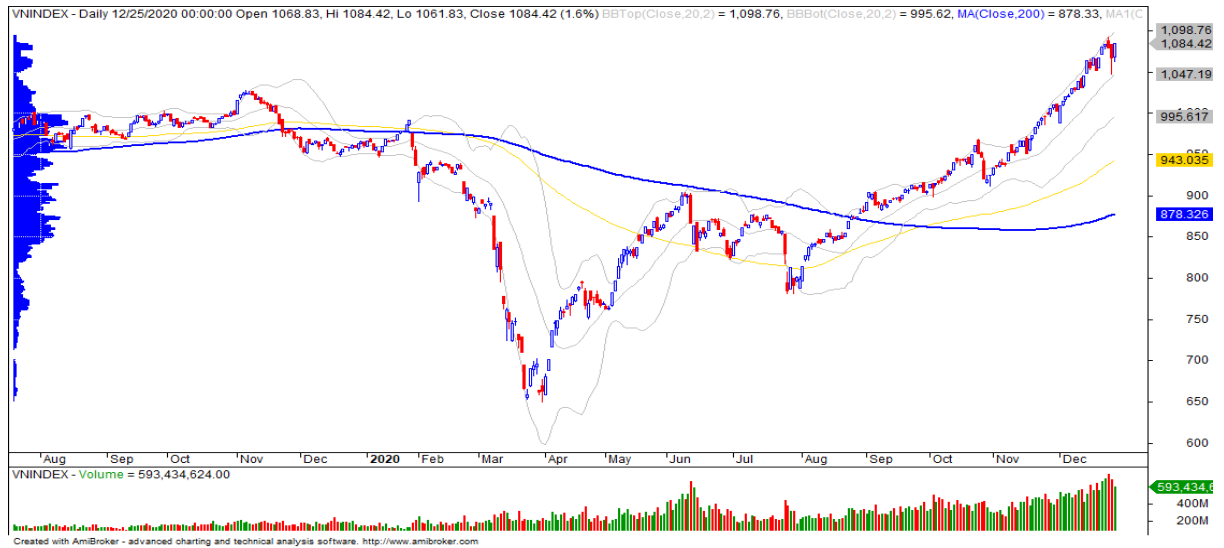
總觀市場的短期趨勢仍然為上漲。因此，我們建議短期投資者繼續持有該投資組合中較高的股票比例，並優先購買投資組合中已有的股票。

根據週線圖，市場仍處於積極的劇烈波動的階段，但主要指數也接近中期阻力位，因此修正壓力可能會增加。同時，整體市場的中期趨勢仍然為上漲。因此，我們建議中期投資者繼續持有高的股票比例並限制新的投資。

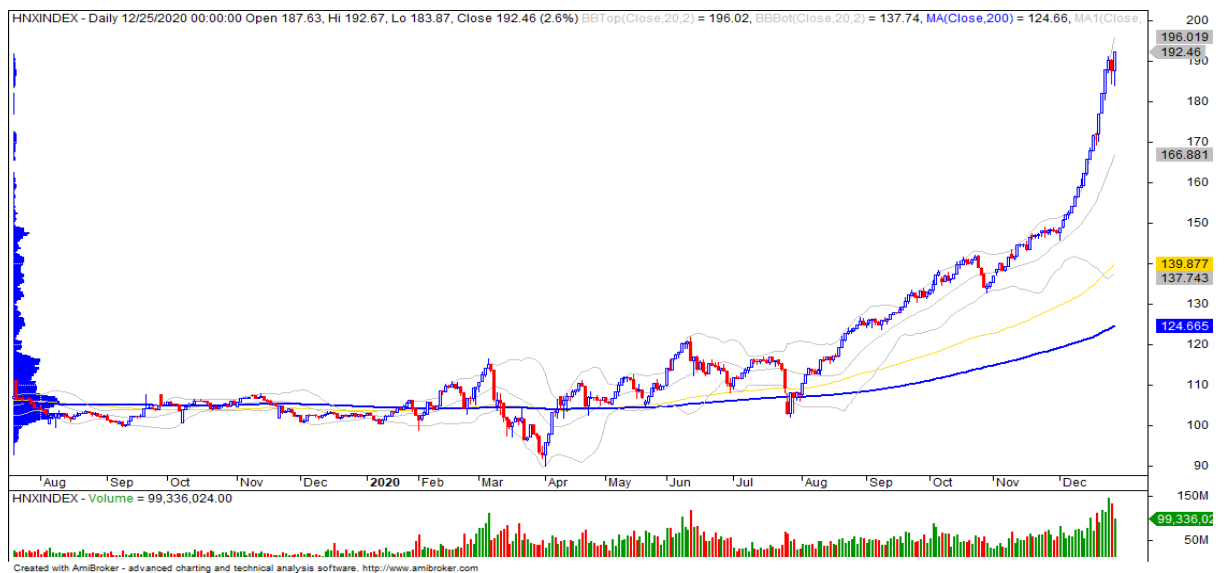
請在 <https://ysradar.yuanta.com.vn/> 查看有關股票的信號。

We Create Fortune

技術分析圖



指數技術分析圖 VN-Index



指數技術分析圖 HNX-Index

指數	短期趨勢	中期趨勢	阻力區 1	阻力區 2	支撐區 1	支撐區 2
VN-Index	上漲	上漲	1084	1103	1015	964
HNX-Index	上漲	上漲	222	248	180	169
VN30	上漲	上漲	1070	1130	1021	960
VNMidcaps	上漲	上漲	992	1,030	969	963
VNSmallcaps	上漲	上漲	835	845	822	804

We Create Fortune

胡志明市交易所 (HSX)

	收盤	漲跌%
VNI	1084.42	1.58%
VN30	1052.13	1.76%
VN Mid	1232.34	2.05%
VN Small	1043.54	2.01%

河內交易所 (HSX)

	收盤	漲跌%
HNI	192.46	2.57%
HN30	309.91	2.91%
VNX AllSh	1012.33	1.71%

UPCOM 市場 (UPCoM)

	收盤	漲跌%
UPCoM	72.94	-0.18%

外資交易	成交值 (十億盾)
買進	320.29
賣出	550.55
買超/賣超	-230.26

外資交易	成交值 (十億盾)
買進	10.50
賣出	24.47
買超/賣超	-13.97

外資交易	成交值 (十億盾)
買進	6.87
賣出	12.32
買超/賣超	-5.45

上漲排名/ 股碼	漲跌 (VND)	漲跌%
FRT	2050	7.00%
CTF	1301	6.99%
GVR	1900	6.99%
DRH	580	6.97%
NAF	1450	6.97%

上漲排名/ 股碼	漲跌 (VND)	漲跌%
SHS	1800	9.57%
HUT	400	9.30%
MBS	1000	6.49%
S99	1000	5.92%
IDJ	900	5.59%

上漲排名/ 股碼	漲跌 (VND)	漲跌%
PVX	164	10.25%
SBS	379	9.48%
SIP	13335	8.53%
G36	998	7.62%
MCM	4707	6.42%

下跌排名/ 股碼	漲跌 (VND)	漲跌%
CVT	-1700	-3.85%
PDR	-1000	-2.00%
GEX	-400	-1.70%
ROS	-40	-1.60%
TVB	-150	-1.26%

下跌排名/ 股碼	漲跌 (VND)	漲跌%
CEO	-100	-0.80%
DDG	-100	-0.34%
DNP	0	0.00%
DTD	100	0.35%
SHB	100	0.58%

下跌排名/ 股碼	漲跌 (VND)	漲跌%
HVG	-567	-13.19%
ADG	-753	-1.11%
CC1	-131	-0.78%
PGB	-29	-0.18%
VCR	-31	-0.16%

*備註：市值>5,000 億盾；成交值>15 億盾

市值排名/ 股碼	十億盾
VCB	361,986
VIC	358,199
VHM	288,161
VNM	227,771
BID	187,426

市值排名/ 股碼	十億盾
THD	34,650
SHB	30,543
VCS	13,658
IDC	10,980
DTK	9,520

市值排名/ 股碼	十億盾
ACV	165,696
VEA	73,859
MCH	64,915
BSR	29,033
MSR	23,669

交易量排 名/股碼	成交值	30 日均
ITA	23,446,460	19,622,080
HPG	22,867,520	21,069,119
STB	20,824,680	22,263,915
TCB	18,797,140	19,045,324
HQC	17,255,340	9,708,769

交易量排 名/股碼	成交值	30 日均
HUT	14,684,781	7,694,516
SHB	13,020,551	8,565,946
SHS	8,446,214	5,180,735
CEO	7,013,786	5,181,945
NVB	6,639,800	3,463,002

交易量排 名/股碼	成交值	30 日均
BPW	11,115,998	9
PVX	9,830,493	1,412,620
AAS	7,315,213	2,307,307
BSR	6,838,210	8,137,835
HVG	6,263,854	537,614

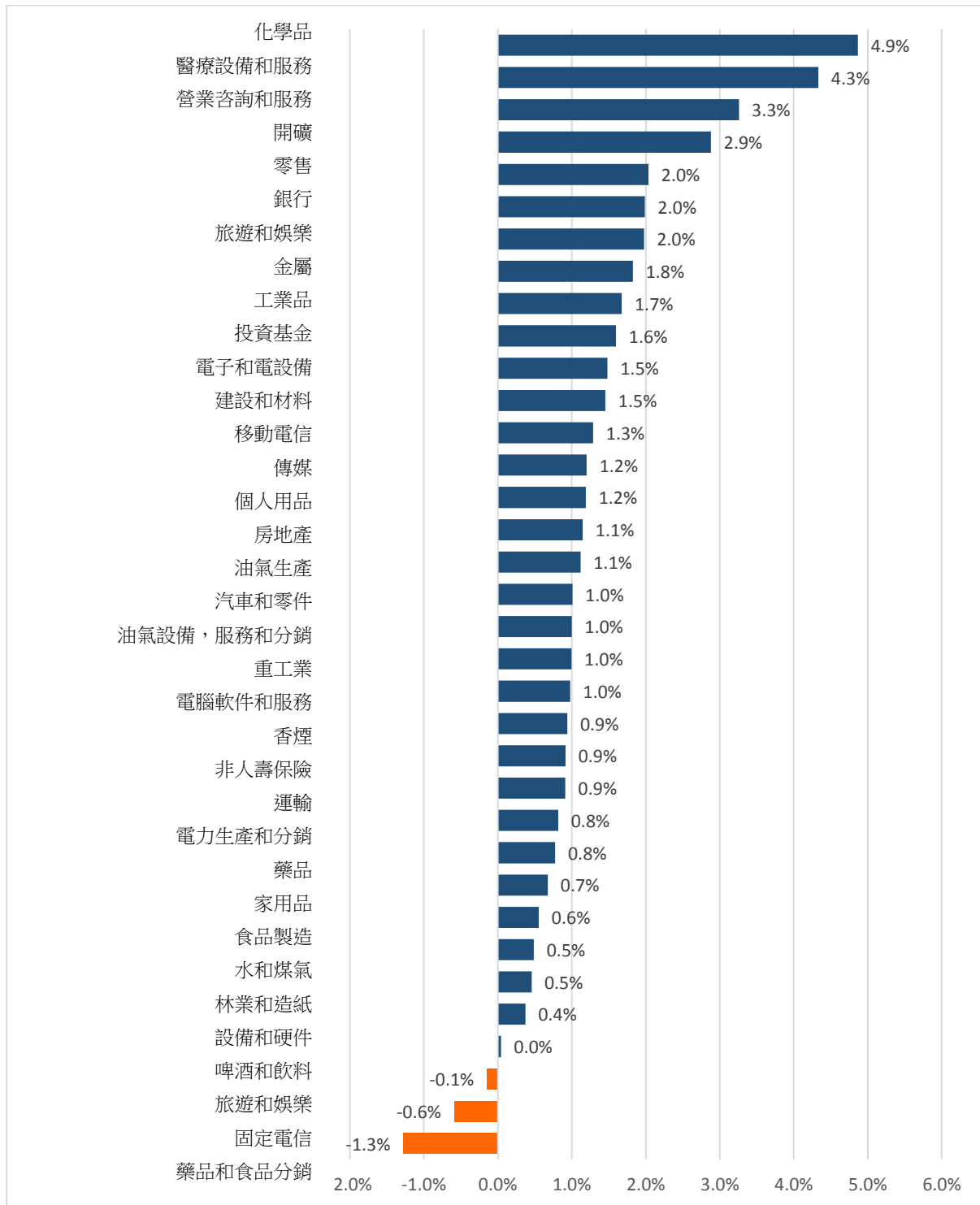
資料源: Bloomberg & Yuanta Research

資料源: Bloomberg & Yuanta Research

資料源: Bloomberg & Yuanta Research

We Create Fortune

各行業板塊的交易走勢



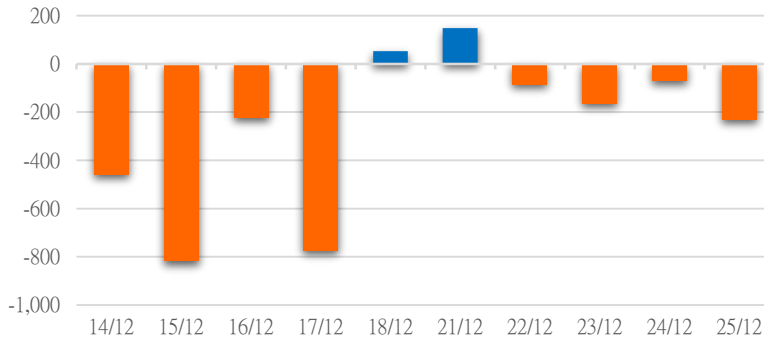
資料源: FiinPro - YSVN



We Create Fortune

外資買進賣統計

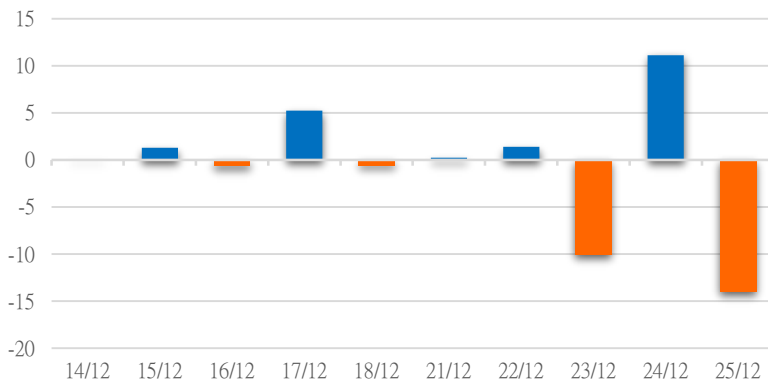
HSX 外資每日買/賣超



證券代碼	買超金額 (百萬盾)	證券代碼	賣超金額 (百萬盾)
VHM	20,350	HPG	217,004
SSI	17,650	KBC	35,690
POW	15,289	VNM	29,535
HCM	13,593	FRT	10,858
GMD	12,062	VND	9,410

HSX 外資買/賣超的前 5 名

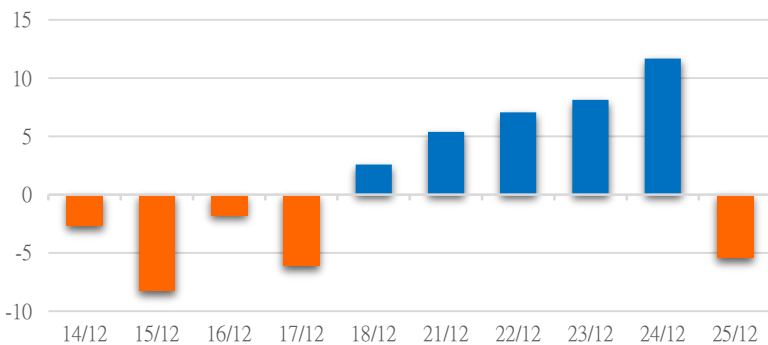
HNX 外資每日買/賣超



證券代碼	買超金額 (百萬盾)	證券代碼	賣超金額 (百萬盾)
SHS	4,168	BVS	9,012
PLC	1,496	API	7,473
VIX	893	PVS	1,804
SZB	474	VIG	1,329
CVN	400	HMH	936

HNX 外資買/賣超的前 5 名

UPCOM 外資每日買/賣超



證券代碼	買超金額 (百萬盾)	證券代碼	賣超金額 (百萬盾)
QNS	1,904	MSR	5,083
MML	304	SGP	464
MCM	177	BSR	214
ACV	175	CTR	160
AAS	102	PVP	111

UPCOM 外資買/賣超的前 5 名

源: FiinPro - YSVN



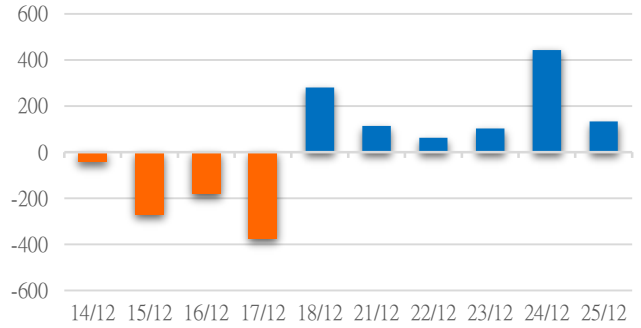
We Create **Fortune**

自營進出統計

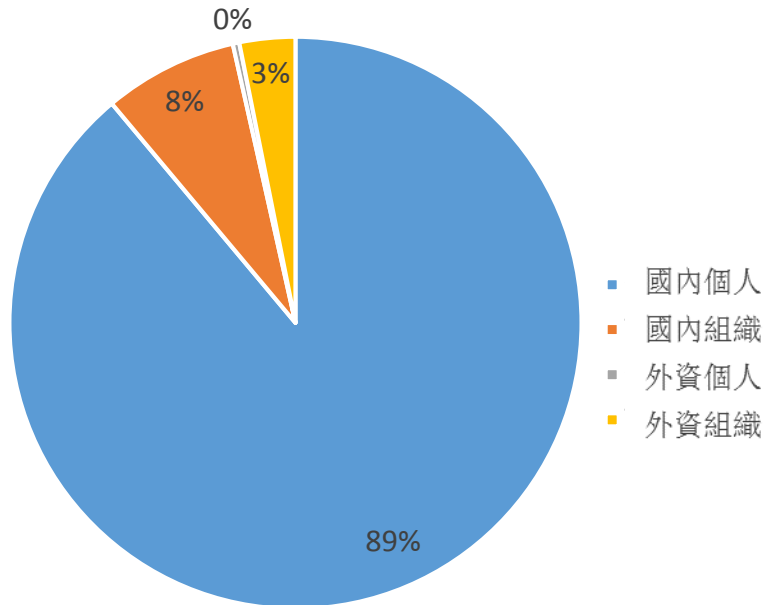
證券代碼	買超金額 (百萬盾)	證券代碼	賣超金額 (百萬盾)
HPG	32,773	IJC	57,133
SSI	23,200	LGL	30,900
VHM	18,833	VRC	29,520
VPB	18,770	FUEVFNVD	12,461
MBB	16,678	LDG	5,465

券商自營交易最大前名

券商自營交易每日買/賣超 (bil.VND)



越南證券市場投資人類別統計

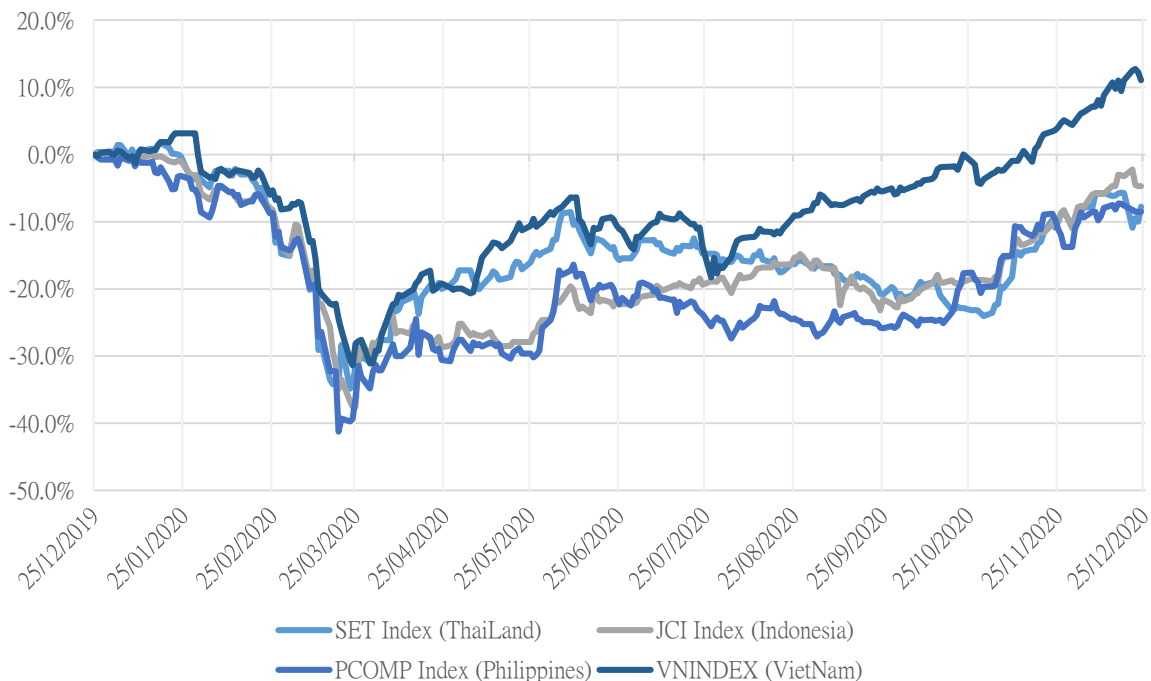


資料源: FinPro - YSVN



We Create Fortune

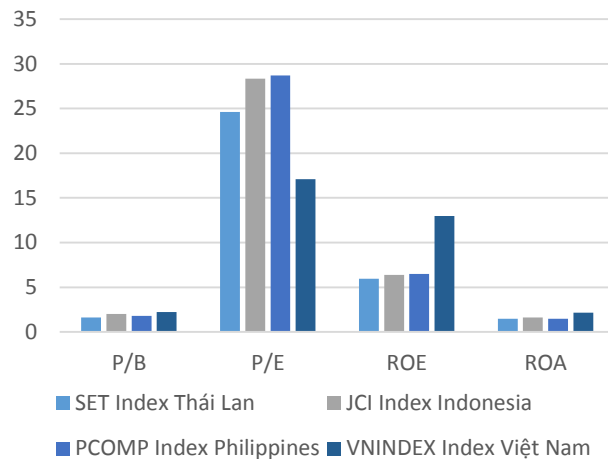
東南亞主要市場走勢比較



東南亞主要市場數據

		Thailand	Indonesia	Philippines	Vietnam
P/B		1.7x	2.0x	1.8x	2.3x
P/E		25.2x	28.3x	28.7x	17.4x
ROE	%	5.89	6.39	6.50	12.98
ROA	%	1.47	1.61	1.46	2.14
Vốn hóa	Tỷ USD	531.24	488.63	189.47	175.77
GTGD	Triệu USD	3.17	1.12	0.07	0.58
LS cổ tức	%	2.74	2.34	1.60	1.51

源：Bloomberg & YSVN





We Create **Fortune**

元大證券（越南）公司

個人客戶分析部

Nguyễn Th ê Minh

研究分析經理

+84 28 3622 6868 ext 3826
minh.nguyen@yuanta.com.vn

Lý Thị Hi ề n

研究分析主管

+84 28 3622 6868 ext 3908
hien.ly@yuanta.com.vn

Quách Đức Khánh

高級分析專員

+84 28 3622 6868 ext 3833
khanh.quach@yuanta.com.vn

Nguyễn Trịnh Ngọc Hồng

高級分析專員

+84 28 3622 6868 ext 3832
hong.nguyen@yuanta.com.vn

Phạm Tấn Phát

高級分析專員

+84 28 3622 6868 ext 3880
phat.pham@yuanta.com.vn

個人客戶業務部

Nguyễn Thanh Tùng

總公司業務經理

+84 28 3622 6868 ext 3609
tung.nguyen@yuanta.com.vn

Phạm Đ ắc Thành

北部區域經理

+84 28 3622 6868 ext 3416
thanh.pham@yuanta.com.vn

Nguyễn Mạnh Hoạt

南部區域經理(胡志明市區域)

+84 28 3622 6868 ext 3847
hoat.nguyen@yuanta.com.vn

Lương Kỳ Ty

堤岸分行經理

+84 28 3622 6868 ext 3653
ty.luong@yuanta.com.vn

Bùi Quốc Phong

同奈分行經理

+84 28 3622 6868 ext 3701
phong.bui@yuanta.com.vn

Võ Thị Thu Thủy

平陽分行經理

+84 28 3622 6868 ext 3505
thuy.vo@yuanta.com.vn

Nguyễn Việt Quang

河內分行經理

+84 28 3622 6868 ext 3404
quang.nguyen@yuanta.com.vn

Võ Đình Tuấn

峴港分行經理

+84 28 3622 6868 ext 3301
tuan.vo@yuanta.com.vn

Đinh Thị Thu Cúc

頭頓分行經理

+84 28 3622 6868 ext 3203
cuc.dinh@yuanta.com.vn



We Create **Fortune**

Appendix A: Important Disclosures

Analyst Certification

Each research analyst primarily responsible for the content of this research report, in whole or in part, certifies that with respect to each security or issuer that the analyst covered in this report: (1) all of the views expressed accurately reflect his or her personal views about those securities or issuers; and (2) no part of his or her compensation was, is, or will be, directly or indirectly, related to the specific recommendations or views expressed by that research analyst in the research report.

Ratings Definitions

BUY: We have a positive outlook on the stock based on our expected absolute or relative return over the investment period. Our thesis is based on our analysis of the company's outlook, financial performance, catalysts, valuation and risk profile. We recommend investors add to their position.

HOLD-Outperform: In our view, the stock's fundamentals are relatively more attractive than peers at the current price. Our thesis is based on our analysis of the company's outlook, financial performance, catalysts, valuation and risk profile.

HOLD-Underperform: In our view, the stock's fundamentals are relatively less attractive than peers at the current price. Our thesis is based on our analysis of the company's outlook, financial performance, catalysts, valuation and risk profile.

SELL: We have a negative outlook on the stock based on our expected absolute or relative return over the investment period. Our thesis is based on our analysis of the company's outlook, financial performance, catalysts, valuation and risk profile. We recommend investors reduce their position.

Under Review: We actively follow the company, although our estimates, rating and target price are under review.

Restricted: The rating and target price have been suspended temporarily to comply with applicable regulations and/or Yuanta policies.

Note: Yuanta research coverage with a Target Price is based on an investment period of 12 months. Greater China Discovery Series coverage does not have a formal 12 month Target Price and the recommendation is based on an investment period specified by the analyst in the report.

Global Disclaimer

© 2018 Yuanta. All rights reserved. The information in this report has been compiled from sources we believe to be reliable, but we do not hold ourselves responsible for its completeness or accuracy. It is not an offer to sell or solicitation of an offer to buy any securities. All opinions and estimates included in this report constitute our judgment as of this date and are subject to change without notice.

This report provides general information only. Neither the information nor any opinion expressed herein constitutes an offer or invitation to make an offer to buy or sell securities or other investments. This material is prepared for general circulation to clients and is not intended to provide tailored investment advice and does not take into account the individual financial situation and objectives of any specific person who may receive this report. Investors should seek financial advice regarding the appropriateness of investing in any securities, investments or investment strategies discussed or recommended in this report. The information contained in this report has been compiled from sources believed to be reliable but no representation or warranty, express or implied, is made as to its accuracy, completeness or correctness. This report is not (and should not be construed as) a solicitation to act as securities broker or dealer in any jurisdiction by any person or company that is not legally permitted to carry on such business in that jurisdiction.

Yuanta research is distributed in the United States only to Major U.S. Institutional Investors (as defined in Rule 15a-6 under the Securities Exchange Act of 1934, as amended and SEC staff interpretations thereof). All transactions by a US person in the securities mentioned in this report must be effected through a registered broker-dealer under Section 15 of the Securities Exchange Act of 1934, as amended. Yuanta research is distributed in Taiwan by Yuanta Securities Investment Consulting. Yuanta research is distributed in Hong Kong by Yuanta Securities (Hong Kong) Co. Limited, which is licensed in Hong Kong by the Securities and Futures Commission for regulated activities, including Type 4 regulated activity (advising on securities). In Hong Kong, this research report may not be redistributed, retransmitted or disclosed, in whole or in part or any form or manner, without the express written