VRE 和 STB 的權證是市場的關注點

11/01/2021

VRE 和 STB 權證在當天成為權證市場的焦點，因為它們吸引了強勁的現金流並在盤中呈積極的走勢。另一個引起了廣泛關注的權證是 CNVL2003，因漲停了 21%。除了銀行股的權證，我們還發現 VHM，VIC，VRE 的權證最近也吸引了其他積極的現金流，投資者仍可以繼續持有這些權證，因相關股票的短期趨勢仍處於積極趨勢。

成交值和成交量

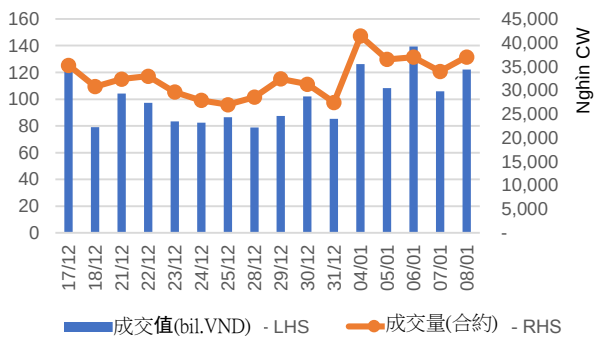

根據認股權證代碼分配成交值

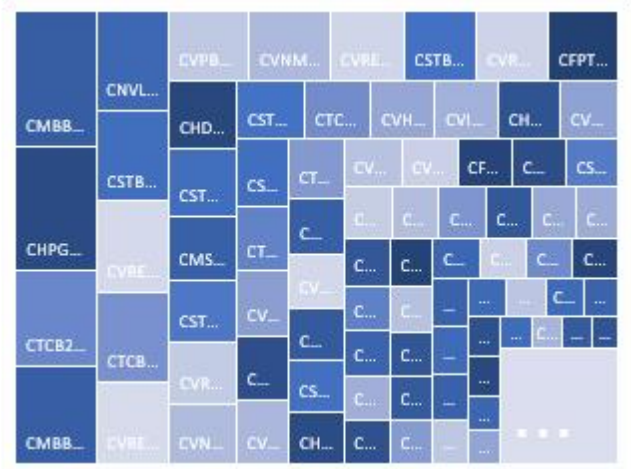

根據標的股票代碼分配成交值

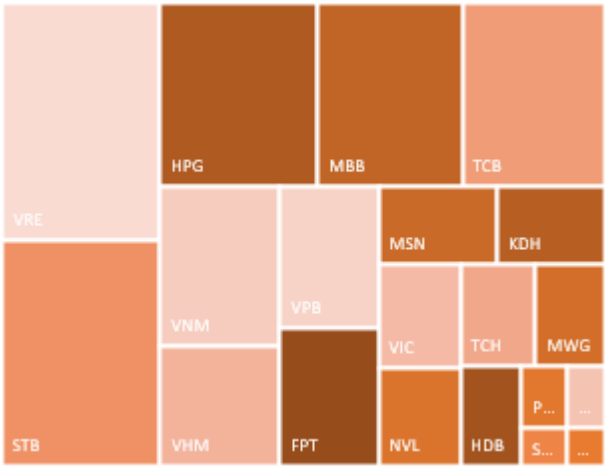

源自: YSVN

當日成交及相關指數

代碼	漲跌 (+/-%)	收盤	成交量 (合約)	成交值 (十億越盾)	現金 狀態	Premium	槓桿	剩餘 交易盤數	隱含 波動
CEIB2001	0.8%	1,220	133,200	0.16	ITM	52.0%		79	291%
CFPT2008	7.1%	3,320	93,600	0.30	ITM	-0.1%	3.89	2	0%
CFPT2010	7.2%	12,590	25,700	0.32	ITM	2.0%	4.75	55	41%
CFPT2011	3.0%	3,400	655,700	2.19	ITM	2.7%	3.66	57	59%
CFPT2012	4.2%	2,950	311,400	0.90	ITM	3.9%	4.01	79	49%
CFPT2013	3.7%	6,750	5,000	0.03	ITM	3.5%	4.40	60	52%
CFPT2014	1.9%	5,500	2,100	0.01	ITM	4.3%	5.00	63	47%
CFPT2015	6.1%	2,970	408,800	1.18	ITM	2.4%	4.16	49	55%
CFPT2016	4.4%	3,350	49,700	0.17	ITM	5.5%	3.48	115	51%
CFPT2017	2.7%	3,000	259,600	0.80	ITM	5.5%	4.54	74	51%
CHDB2007	1.8%	3,460	603,700	2.12	ITM	0.8%	2.57	75	0%
CHDB2008	2.3%	2,690	217,900	0.58	ITM	35.2%	1.65	79	179%
CHPG2010	0.8%	5,270	872,200	4.45	ITM	3.7%	2.47	59	97%
CHPG2012	0.0%	25,750	-	-	ITM	22.2%	1.66	5	500%
CHPG2014	0.3%	26,540	500	0.01	ITM	24.1%	1.61	70	262%
CHPG2015	1.9%	26,240	46,400	1.25	ITM	23.4%	1.63	35	364%
CHPG2016	1.2%	12,600	3,700	0.05	ITM	23.3%	1.70	2	500%
CHPG2017	0.0%	3,840	304,700	1.16	ITM	3.5%	2.78	27	129%
CHPG2018	-1.3%	3,840	384,100	1.50	ITM	6.1%	2.71	88	82%
CHPG2020	-1.6%	18,000	50,400	0.91	ITM	2.9%	2.35	120	60%
CHPG2021	0.0%	9,430	70,800	0.59	ITM	2.6%	2.27	57	97%
CHPG2022	3.2%	9,700	17,900	0.17	ITM	8.5%	2.19	79	124%
CHPG2023	2.8%	14,500	114,400	1.67	ITM	0.6%		-	
CHPG2024	-1.8%	8,250	18,300	0.15	ITM	2.9%	2.59	60	85%
CHPG2025	1.4%	11,200	35,900	0.41	ITM	5.7%	3.57	63	73%
CHPG2026	0.9%	6,960	34,200	0.24	ITM	17.9%	2.58	84	116%
CKDH2001	1.6%	1,860	453,500	0.85	ITM	10.4%	3.66	88	73%
CKDH2002	0.0%	2,200	462,900	0.98	ITM	18.5%	2.76	154	77%
CKDH2003	2.0%	1,530	698,000	1.06	ITM	2.4%	4.95	27	67%
CKDH2004	-0.9%	3,470	237,500	0.83	ITM	9.6%	3.98	63	80%
CMBB2007	7.5%	6,880	197,500	1.30	ITM	0.6%	2.22	2	339%
CMBB2008	10.0%	11,000	39,700	0.43	ITM	1.3%	2.78	55	63%
CMBB2009	7.9%	6,040	842,300	4.91	ITM	16.8%	2.18	57	184%
CMBB2010	9.7%	11,610	312,600	3.50	ITM	3.8%	2.28	109	75%
CMBB2011	6.5%	10,920	127,600	1.38	ITM	1.2%	2.44	43	83%
CMSN2006	-0.3%	7,570	34,000	0.26	ITM	-0.4%	2.49	2	0%
CMSN2007	2.8%	4,080	501,900	1.97	ITM	3.7%	2.30	75	92%
CMSN2009	4.3%	3,600	208,800	0.74	ITM	4.0%	2.58	88	75%
CMSN2010	2.5%	20,500	1,100	0.02	ITM	1.9%	2.30	55	89%
CMSN2011	4.3%	9,400	17,700	0.17	ITM	6.3%	1.98	57	151%
CMSN2012	2.7%	15,000	1,000	0.01	ITM	0.8%	3.11	63	23%
CMSN2013	18.7%	2,600	267,100	0.77	ITM	6.1%	5.58	34	66%
CMSN2014	-1.5%	1,340	132,500	0.18	ITM	8.8%	4.96	35	78%
CMWG2010	3.5%	4,150	35,400	0.14	ITM	0.0%	2.98	2	0%
CMWG2012	0.6%	8,750	69,200	0.61	ITM	1.6%	2.78	19	124%
CMWG2013	3.0%	17,000	5,200	0.09	ITM	6.7%	3.14	120	56%
CMWG2015	5.4%	2,910	322,200	0.92	ITM	6.0%	3.63	84	59%
CMWG2016	1.7%	2,460	208,500	0.51	ITM	8.9%	3.76	107	53%

CMWG2017	1.8%	2,800	291,100	0.82	ITM	7.1%	4.24	74	55%
CNVL2002	24.1%	4,990	63,300	0.31	ITM	7.2%	3.17	41	116%
CNVL2003	21.2%	2,800	1,149,300	3.21	ITM	21.5%	2.63	108	120%
CPNJ2006	0.4%	2,340	59,900	0.14	ITM	-0.8%	3.55	2	0%
CPNJ2008	-0.3%	6,430	29,700	0.20	ITM	-1.1%	2.58	19	0%
CPNJ2009	0.0%	3,500	193,900	0.67	ITM	4.4%	2.91	57	88%
CPNJ2010	0.0%	3,480	64,300	0.23	ITM	0.4%	4.74	20	45%
CREE2005	4.2%	5,000	2,000	0.01	ITM	2.3%	2.57	2	401%
CREE2006	0.7%	2,770	231,400	0.65	ITM	3.5%	4.31	84	42%
CSBT2007	2.9%	3,600	215,200	0.75	ITM	3.1%	3.04	75	63%
CSTB2006	11.1%	3,200	146,200	0.47	ITM	-0.6%	3.00	59	0%
CSTB2007	10.7%	4,250	705,900	2.96	ITM	0.5%	2.28	75	0%
CSTB2010	12.0%	3,840	526,800	2.03	ITM	1.4%	2.48	108	39%
CSTB2011	16.5%	5,010	314,400	1.56	ITM	0.6%	3.71	55	0%
CSTB2012	19.0%	6,250	210,800	1.26	ITM	-0.8%	3.07	57	0%
CSTB2013	16.7%	7,560	310,600	2.22	ITM	0.8%	2.56	43	67%
CSTB2014	12.1%	7,620	237,100	1.80	ITM	1.1%	2.50	109	0%
CSTB2015	16.9%	2,700	748,600	1.91	ITM	-0.1%	3.56	35	0%
CSTB2016	14.1%	2,920	387,300	1.14	ITM	3.0%	3.14	79	56%
CSTB2017	18.3%	4,850	60,200	0.29	ITM	3.9%	3.60	74	55%
CTCB2007	5.7%	7,770	120,300	0.93	ITM	-0.4%	2.30	2	0%
CTCB2009	11.1%	14,000	110,200	1.52	ITM	0.8%	2.55	55	55%
CTCB2010	11.3%	7,500	481,900	3.50	ITM	2.2%	2.38	57	88%
CTCB2011	8.3%	13,000	64,100	0.81	ITM	-0.3%	2.75	20	0%
CTCB2012	9.0%	15,090	119,300	1.79	ITM	3.9%	2.32	143	61%
CTCB2013	10.5%	13,540	213,400	2.88	ITM	2.4%	2.62	79	65%
CTCH2001	21.8%	2,070	538,000	1.08	ITM	34.8%	1.66	88	155%
CTCH2002	22.8%	1,510	988,700	1.43	ITM	20.3%	2.65	27	184%
CTCH2003	21.8%	2,070	411,400	0.82	OTM	39.6%	1.57	154	122%
CVHM2005	4.3%	1,710	31,500	0.05	ITM	-0.3%	5.64	2	0%
CVHM2006	6.7%	960	1,629,500	1.50	ITM	8.0%	4.08	75	61%
CVHM2007	9.2%	4,390	364,500	1.57	ITM	0.6%	4.38	19	57%
CVHM2008	6.4%	1,820	263,500	0.48	ITM	11.1%	3.82	108	55%
CVHM2009	3.0%	2,780	630,700	1.71	ITM	3.5%	3.39	57	70%
CVHM2010	8.1%	2,540	409,000	1.02	ITM	5.7%	3.51	79	65%
CVIC2004	7.7%	1,120	911,200	1.00	ITM	9.5%	4.00	75	66%
CVIC2005	6.2%	1,890	472,400	0.92	ITM	12.5%	3.94	108	54%
CVIC2006	11.7%	3,050	584,700	1.68	ITM	5.1%	3.55	57	76%
CVIC2007	28.2%	910	139,600	0.11	ITM	15.8%	3.47	35	109%
CVJC2004	1.9%	1,050	220,000	0.23	ITM	7.9%	4.77	75	54%
CVJC2005	6.4%	2,660	137,400	0.36	ITM	0.1%	4.75	19	0%
CVJC2006	10.0%	1,430	329,700	0.44	ITM	10.4%	3.68	108	61%
CVNM2007	5.2%	1,210	52,300	0.06	OTM	9.6%	5.97	41	55%
CVNM2008	6.8%	2,350	647,100	1.49	ITM	-0.2%	5.86	2	0%
CVNM2010	7.1%	2,860	860,500	2.47	ITM	22.6%	2.62	19	226%
CVNM2011	8.6%	1,140	1,657,000	1.83	OTM	38.1%	1.26	108	100%
CVNM2012	6.3%	6,270	179,500	1.10	ITM	8.4%	5.72	55	51%
CVNM2013	6.7%	1,900	455,900	0.87	ITM	9.8%	4.43	57	69%
CVNM2014	13.6%	1,000	49,500	0.05	OTM	28.3%	2.16	63	58%
CVNM2015	3.9%	1,860	156,200	0.29	ITM	7.6%	5.08	34	81%
CVNM2016	6.4%	830	238,600	0.19	OTM	16.1%	3.38	35	104%
CVPB2008	4.4%	6,700	53,700	0.36	ITM	-0.4%	2.65	2	0%
CVPB2010	9.8%	12,440	300	-	ITM	2.5%	2.82	55	77%
CVPB2011	3.4%	6,100	206,100	1.25	ITM	1.8%	2.83	79	52%
CVPB2012	3.2%	6,450	101,600	0.66	ITM	1.0%	2.73	57	52%
CVPB2013	0.1%	8,410	15,500	0.14	ITM	-0.4%	3.95	63	0%

CVPB2014	0.9%	5,850	48,000	0.29	ITM	-0.4%	3.04	20	0%
CVPB2015	1.6%	11,000	59,200	0.68	ITM	4.1%	2.89	143	44%
CVPB2016	6.5%	9,680	252,900	2.48	ITM	3.2%	3.36	79	52%
CVPB2017	13.1%	1,990	135,400	0.26	ITM	43.2%	1.40	79	258%
CVRE2007	35.3%	1,150	1,813,800	1.85	ITM	10.1%	4.25	59	67%
CVRE2008	24.6%	2,330	522,400	1.11	ITM	-0.5%	3.81	2	0%
CVRE2009	24.1%	1,650	787,800	1.20	ITM	10.6%	3.34	97	67%
CVRE2010	25.4%	1,530	540,000	0.81	ITM	1.7%	5.34	27	53%
CVRE2011	16.9%	1,870	1,167,900	2.20	ITM	10.9%	3.49	108	59%
CVRE2012	22.7%	2,590	935,300	2.27	ITM	3.8%	3.28	57	73%
CVRE2013	12.4%	9,780	139,800	1.33	ITM	5.0%	3.15	143	43%
CVRE2014	19.6%	9,210	340,900	2.96	ITM	3.4%	3.51	79	51%
CVRE2015	20.0%	4,800	579,300	2.65	ITM	4.5%	3.39	74	62%

源自：FiinPro, YSVN

Premium =（行使價格 + 認股權證價格 x 轉換率） – 標的證券的目前價格（盈虧平衡價格與標的證券的目前價格之差）。
槓桿 (Effective gearing) 越高，按標的證券的波動率就越大。
為了限制風險，投資者應選擇具有現金狀態 (ITM)，Premium 或隱含波動率偏低的認股權證。此外，投資者也應優先對具有偏長（兩週以上）的剩餘交易盤數（直至到期日）的權證進行交易，以限制風險。

標的股票的技術建議綜合表

代碼	建議價格	目前價格	短期趨勢	中期趨勢	短期目標	*與目前價格相比的短期上漲空間*	短期停損	Reward/Risk
CTD	61.00	76.90	上漲	下跌	68.41	12%	73.61	(0.59)
DPM	17.15	19.30	上漲	上漲	18.66	9%	18.19	(1.45)
FPT	53.40	63.30	上漲	上漲	60.02	12%	60.35	(0.95)
HDB	24.75	27.10	上漲	上漲	27.34	10%	24.94	(13.86)
HPG	38.20	42.75	上漲	上漲	44.20	16%	40.50	(2.60)
MBB	18.70	26.60	上漲	上漲	21.90	17%	24.24	(0.58)
MSN	88.90	93.10	上漲	上漲	102.73	16%	86.07	4.89
MWG	111.10	121.80	上漲	上漲	130.13	17%	117.14	(3.15)
NVL	71.30	75.70	上漲	上漲	79.72	12%	68.95	3.59
PNJ	80.40	82.40	上漲	上漲	91.01	13%	78.37	5.23
REE	48.60	51.30	上漲	上漲	57.18	18%	48.26	25.11
ROS	2.50	2.52	上漲	下跌	4.89	96%	2.39	21.57
STB	14.60	19.40	上漲	上漲	15.76	8%	17.07	(0.47)
TCB	23.35	35.70	上漲	上漲	24.97	7%	31.86	(0.19)
VHM	78.50	96.40	上漲	上漲	85.01	8%	90.65	(0.54)
VIC	109.00	111.80	上漲	上漲	124.51	14%	105.75	4.77
VJC	104.90	126.50	上漲	上漲	114.16	9%	122.20	(0.54)
VNM	110.80	112.00	上漲	上漲	122.82	11%	107.36	3.49
VPB	25.00	35.55	上漲	上漲	27.91	12%	32.35	(0.40)
VRE	27.20	35.50	上漲	上漲	30.02	10%	31.52	(0.65)

源自：YSVN

認股權證的隱含波動 VS 標的股票過去期間的波動

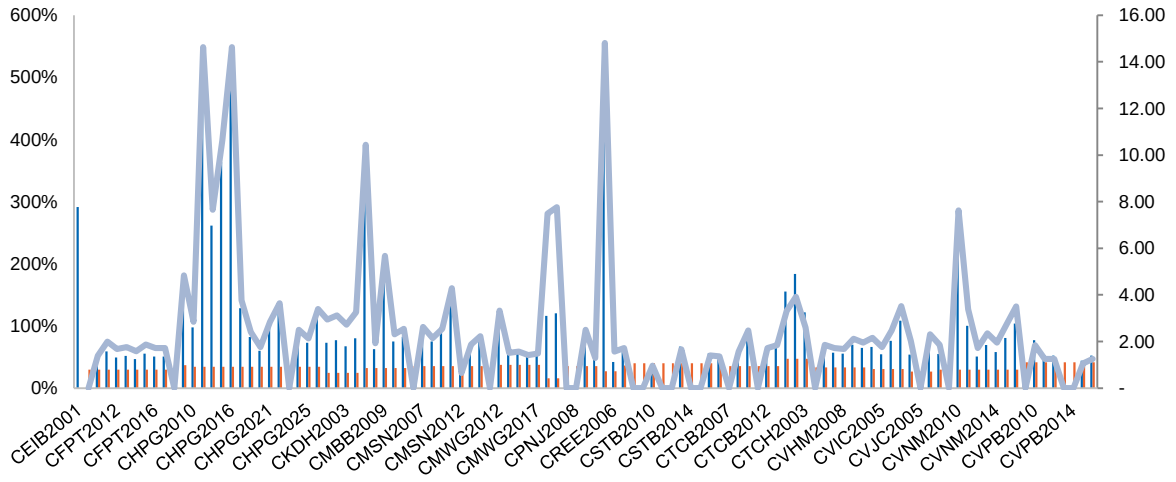

源自：YSVN

(*) 橙色列是標的股票過去期間的波動；藍色列是認股權證的隱含波動。

(*) 投資者可使用“隱含波動”來比較同一標的股票的認股權證。隱含波動率越大，對標的股票的價格變動率期望就越高（換句話說，隱含波動率越大，認股權證就越昂貴）。

認股權證訊息

認股權證代碼	發行商	期限	轉換率	發行價格	發行量	行使價格	最後交易日
CEIB2001	KISVN	4 月	10.00000 : 1	1,000	1,000,000	18,818	29/04/2021
CFPT2008	HCM	6 月	4.89550 : 1	1,500	5,000,000	46,997	12/01/2021
CFPT2010	VND	6 月	1.00000 : 1	7,900	1,000,000	52,000	26/03/2021
CFPT2011	HCM	6 月	5.00000 : 1	1,700	5,000,000	48,000	30/03/2021
CFPT2012	HCM	7 月	5.00000 : 1	1,500	5,000,000	51,000	29/04/2021
CFPT2013	BSC	6 月	2.00000 : 1	3,800	1,500,000	52,000	02/04/2021
CFPT2014	VCI	6 月	2.00000 : 1	2,000	1,000,000	55,000	07/04/2021
CFPT2015	SSI	5 月	5.00000 : 1	2,070	5,000,000	50,000	18/03/2021
CFPT2016	SSI	8 月	5.00000 : 1	2,580	5,000,000	50,000	18/06/2021
CFPT2017	MBS	4.5 月	4.00000 : 1	2,340	2,400,000	54,800	22/04/2021
CHDB2007	KISVN	9 月	3.03026 : 1	1,300	2,000,000	16,831	23/04/2021
CHDB2008	KISVN	6 月	4.00000 : 1	1,000	3,000,000	25,888	29/04/2021
CHPG2010	KISVN	10 月	3.27240 : 1	1,800	2,000,000	27,079	01/04/2021
CHPG2012	SSI	6 月	1.00000 : 1	6,100	3,000,000	26,500	15/01/2021
CHPG2014	SSI	9 月	1.00000 : 1	7,200	3,000,000	26,500	16/04/2021
CHPG2015	SSI	7.5 月	1.00000 : 1	6,700	3,000,000	26,500	26/02/2021
CHPG2016	HCM	6 月	2.00000 : 1	2,200	5,000,000	27,500	12/01/2021
CHPG2017	KISVN	6 月	4.00000 : 1	1,000	3,000,000	28,888	16/02/2021
CHPG2018	KISVN	9 月	4.00000 : 1	1,200	3,000,000	29,999	12/05/2021
CHPG2020	VND	9 月	1.00000 : 1	5,700	1,000,000	26,000	27/06/2021
CHPG2021	HCM	6 月	2.00000 : 1	2,400	5,000,000	25,000	30/03/2021
CHPG2022	HCM	7 月	2.00000 : 1	2,100	5,000,000	27,000	29/04/2021
CHPG2023	ACBS	3 月	1.00000 : 1	2,100	2,000,000	28,500	08/01/2021

CHPG2024	BSC	6 月	2.00000 : 1	2,200	2,000,000	27,500	02/04/2021
CHPG2025	VCI	6 月	1.00000 : 1	2,000	1,000,000	34,000	07/04/2021
CHPG2026	MBS	5 月	2.00000 : 1	3,350	3,000,000	36,500	06/05/2021
CKDH2001	KISVN	7 月	4.00000 : 1	1,400	3,000,000	26,222	12/05/2021
CKDH2002	KISVN	10 月	4.00000 : 1	1,600	3,000,000	27,333	12/08/2021
CKDH2003	KISVN	4 月	4.00000 : 1	1,100	4,000,000	25,111	16/02/2021
CKDH2004	MBS	4 月	2.00000 : 1	2,180	2,000,000	26,500	07/04/2021
CMBB2007	HCM	6 月	1.73920 : 1	1,400	5,000,000	14,783	12/01/2021
CMBB2008	VND	6 月	0.86950 : 1	3,400	3,000,000	17,390	26/03/2021
CMBB2009	HCM	6 月	2.00000 : 1	1,700	5,000,000	19,000	30/03/2021
CMBB2010	SSI	8 月	1.00000 : 1	4,600	3,000,000	16,000	10/06/2021
CMBB2011	SSI	5 月	1.00000 : 1	3,800	3,000,000	16,000	10/03/2021
CMSN2006	HCM	6 月	4.94100 : 1	1,900	5,000,000	55,339	12/01/2021
CMSN2007	KISVN	9 月	9.88200 : 1	1,400	3,000,000	56,197	23/04/2021
CMSN2009	KISVN	9 月	9.88200 : 1	1,200	3,000,000	61,267	12/05/2021
CMSN2010	VND	6 月	1.97640 : 1	4,800	1,500,000	54,351	26/03/2021
CMSN2011	HCM	6 月	5.00000 : 1	2,000	5,000,000	52,000	30/03/2021
CMSN2012	VCI	6 月	1.97640 : 1	2,000	1,000,000	64,233	07/04/2021
CMSN2013	MBS	4 月	4.94100 : 1	2,250	2,000,000	85,973	25/02/2021
CMSN2014	KISVN	4 月	10.00000 : 1	1,100	2,500,000	87,878	26/02/2021
CMWG2010	HCM	6 月	9.86200 : 1	1,400	5,000,000	80,868	12/01/2021
CMWG2012	SSI	5 月	5.00000 : 1	4,390	10,000,000	80,000	04/02/2021
CMWG2013	VND	9 月	2.00000 : 1	12,000	1,000,000	96,000	27/06/2021
CMWG2015	HCM	6 月	10.00000 : 1	1,900	5,000,000	100,000	06/05/2021
CMWG2016	HCM	7 月	10.00000 : 1	1,700	5,000,000	108,000	08/06/2021
CMWG2017	MBS	4.5 月	8.00000 : 1	2,410	2,400,000	108,000	22/04/2021
CNVL2002	KISVN	9 月	4.78100 : 1	2,000	1,500,000	57,266	08/03/2021
CNVL2003	KISVN	9 月	10.00000 : 1	1,000	5,000,000	63,979	09/06/2021
CPNJ2006	HCM	6 月	9.92400 : 1	1,000	5,000,000	58,552	12/01/2021
CPNJ2008	SSI	5 月	4.96200 : 1	3,030	10,000,000	49,620	04/02/2021
CPNJ2009	HCM	6 月	8.00000 : 1	1,400	5,000,000	58,000	30/03/2021
CPNJ2010	MBS	3.5 月	4.96200 : 1	2,200	2,000,000	65,498	05/02/2021
CREE2005	HCM	6 月	4.00000 : 1	1,300	5,000,000	32,500	12/01/2021
CREE2006	HCM	6 月	4.00000 : 1	1,500	5,000,000	42,000	06/05/2021
CSBT2007	KISVN	9 月	1.93720 : 1	1,700	2,000,000	15,497	23/04/2021
CSTB2006	KISVN	10 月	2.00000 : 1	1,580	2,000,000	12,888	01/04/2021
CSTB2007	KISVN	10 月	2.00000 : 1	1,500	3,000,000	10,999	23/04/2021
CSTB2010	KISVN	9 月	2.00000 : 1	1,100	3,500,000	11,999	09/06/2021
CSTB2011	VND	6 月	1.00000 : 1	2,700	5,000,000	14,500	26/03/2021
CSTB2012	HCM	6 月	1.00000 : 1	2,500	5,000,000	13,000	30/03/2021
CSTB2013	SSI	5 月	1.00000 : 1	3,200	5,000,000	12,000	10/03/2021
CSTB2014	SSI	8 月	1.00000 : 1	3,800	5,000,000	12,000	10/06/2021
CSTB2015	KISVN	4 月	2.00000 : 1	1,200	3,000,000	13,979	26/02/2021
CSTB2016	KISVN	6 月	2.00000 : 1	1,200	3,000,000	14,141	29/04/2021
CSTB2017	MBS	4.5 月	1.00000 : 1	2,680	2,000,000	15,300	22/04/2021
CTCB2007	HCM	6 月	2.00000 : 1	1,700	5,000,000	20,000	12/01/2021
CTCB2009	VND	6 月	1.00000 : 1	4,400	3,000,000	22,000	26/03/2021
CTCB2010	HCM	6 月	2.00000 : 1	2,000	5,000,000	21,500	30/03/2021
CTCB2011	MBS	3.5 月	1.00000 : 1	3,400	1,000,000	22,600	05/02/2021
CTCB2012	SSI	8 月	1.00000 : 1	5,400	5,000,000	22,000	28/07/2021

CTCB2013	SSI	5 月	1.00000 : 1	4,700	7,000,000	23,000	29/04/2021
CTCH2001	KISVN	7 月	3.90200 : 1	1,400	4,000,000	22,327	12/05/2021
CTCH2002	KISVN	4 月	3.90200 : 1	1,100	5,000,000	21,243	16/02/2021
CTCH2003	KISVN	10 月	3.90200 : 1	1,600	3,000,000	23,411	12/08/2021
CVHM2005	HCM	6 月	10.00000 : 1	1,400	5,000,000	79,000	12/01/2021
CVHM2006	KISVN	9 月	20.00000 : 1	1,000	3,000,000	84,888	23/04/2021
CVHM2007	SSI	5 月	5.00000 : 1	2,900	10,000,000	75,000	04/02/2021
CVHM2008	KISVN	9 月	10.00000 : 1	1,400	3,500,000	88,888	09/06/2021
CVHM2009	HCM	6 月	10.00000 : 1	1,400	5,000,000	72,000	30/03/2021
CVHM2010	HCM	7 月	10.00000 : 1	1,300	5,000,000	76,500	29/04/2021
CVIC2004	KISVN	9 月	20.00000 : 1	1,000	3,000,000	99,999	23/04/2021
CVIC2005	KISVN	9 月	10.00000 : 1	1,500	3,000,000	106,868	09/06/2021
CVIC2006	HCM	6 月	10.00000 : 1	1,700	5,000,000	87,000	30/03/2021
CVIC2007	KISVN	4 月	20.00000 : 1	1,000	2,500,000	111,222	26/02/2021
CVJC2004	KISVN	9 月	20.00000 : 1	1,200	2,000,000	115,511	23/04/2021
CVJC2005	SSI	5 月	10.00000 : 1	2,000	15,000,000	100,000	04/02/2021
CVJC2006	KISVN	9 月	20.00000 : 1	1,000	5,000,000	111,111	09/06/2021
CVNM2007	KISVN	9 月	8.12835 : 1	2,400	2,000,000	112,893	08/03/2021
CVNM2008	HCM	6 月	8.12835 : 1	1,800	5,000,000	92,663	12/01/2021
CVNM2010	SSI	5 月	9.90900 : 1	2,680	13,000,000	108,999	04/02/2021
CVNM2011	KISVN	9 月	19.81800 : 1	1,100	5,000,000	132,120	09/06/2021
CVNM2012	VND	6 月	1.98180 : 1	7,700	1,000,000	108,999	26/03/2021
CVNM2013	HCM	6 月	10.00000 : 1	1,900	5,000,000	104,000	30/03/2021
CVNM2014	VCI	6 月	4.95450 : 1	2,000	1,000,000	138,726	07/04/2021
CVNM2015	MBS	4 月	9.90900 : 1	1,750	2,000,000	102,063	25/02/2021
CVNM2016	KISVN	4 月	20.00000 : 1	1,000	2,500,000	113,388	26/02/2021
CVPB2008	HCM	6 月	2.00000 : 1	1,800	5,000,000	22,000	12/01/2021
CVPB2010	VND	6 月	1.00000 : 1	4,700	2,000,000	24,000	26/03/2021
CVPB2011	HCM	7 月	2.00000 : 1	1,900	5,000,000	24,000	29/04/2021
CVPB2012	HCM	6 月	2.00000 : 1	2,000	5,000,000	23,000	30/03/2021
CVPB2013	VCI	6 月	1.00000 : 1	2,000	1,000,000	27,000	07/04/2021
CVPB2014	MBS	3.5 月	2.00000 : 1	1,700	2,000,000	23,700	05/02/2021
CVPB2015	SSI	8 月	1.00000 : 1	5,600	5,000,000	26,000	28/07/2021
CVPB2016	SSI	5 月	1.00000 : 1	4,800	7,000,000	27,000	29/04/2021
CVPB2017	KISVN	4 月	10.00000 : 1	1,000	1,000,000	30,999	29/04/2021
CVRE2007	KISVN	10 月	5.00000 : 1	1,520	2,000,000	33,333	01/04/2021
CVRE2008	HCM	6 月	4.00000 : 1	1,200	5,000,000	26,000	12/01/2021
CVRE2009	KISVN	10 月	5.00000 : 1	1,400	3,000,000	30,999	25/05/2021
CVRE2010	KISVN	6 月	4.00000 : 1	1,100	2,000,000	29,999	16/02/2021
CVRE2011	KISVN	9 月	4.00000 : 1	1,500	2,500,000	31,888	09/06/2021
CVRE2012	HCM	6 月	4.00000 : 1	1,300	5,000,000	26,500	30/03/2021
CVRE2013	SSI	8 月	1.00000 : 1	5,000	5,000,000	27,500	28/07/2021
CVRE2014	SSI	5 月	1.00000 : 1	4,600	7,000,000	27,500	29/04/2021
CVRE2015	MBS	4.5 月	2.00000 : 1	2,270	2,000,000	27,500	22/04/2021

源自：FiinPro, YSVN

元大證券（越南）公司

個人客戶分析部

Nguyễn Th ế Minh
研究分析經理
+84 28 3622 6868 ext 3826
minh.nguyen@yuanta.com.vn

Lý Thị Hi ề n
研究分析主管
+84 28 3622 6868 ext 3908
hien.ly@yuanta.com.vn

Quách Đức Khánh
高級分析專員
+84 28 3622 6868 ext 3833
khanh.quach@yuanta.com.vn

Nguyễn Trịnh Ngọc Hồng
高級分析專員
+84 28 3622 6868 ext 3832
hong.nguyen@yuanta.com.vn

Phạm Tấn Phát
高級分析專員
+84 28 3622 6868 ext 3880
phat.pham@yuanta.com.vn

個人客戶業務部

Nguyễn Thanh Tùng
總公司業務經理
+84 28 3622 6868 ext 3609
tung.nguyen@yuanta.com.vn

Phạm Đắc Thành
北部區域經理
+84 28 3622 6868 ext 3416
thanh.pham@yuanta.com.vn

Nguyễn Mạnh Hoạt
南部區域經理(胡志明市區域)
+84 28 3622 6868 ext 3847
hoat.nguyen@yuanta.com.vn

Lương Kỷ Tỵ
堤岸分行經理
+84 28 3622 6868 ext 3653
ty.luong@yuanta.com.vn

Bùi Quốc Phong
同奈分行經理
+84 28 3622 6868 ext 3701
phong.bui@yuanta.com.vn

Võ Thị Thu Thủy
平陽分行經理
+84 28 3622 6868 ext 3505
thuy.vo@yuanta.com.vn

Nguyễn Việt Quang
河內分行經理
+84 28 3622 6868 ext 3404
quang.nguyen@yuanta.com.vn

Võ Đình Tuấn
峴港分行經理
+84 28 3622 6868 ext 3301
tuan.vo@yuanta.com.vn

Đinh Thị Thu Cúc
頭頓分行經理
+84 28 3622 6868 ext 3203
cuc.dinh@yuanta.com.vn

Appendix A: Important Disclosures

Analyst Certification

Each research analyst primarily responsible for the content of this research report, in whole or in part, certifies that with respect to each security or issuer that the analyst covered in this report: (1) all of the views expressed accurately reflect his or her personal views about those securities or issuers; and (2) no part of his or her compensation was, is, or will be, directly or indirectly, related to the specific recommendations or views expressed by that research analyst in the research report.

Ratings Definitions

BUY: We have a positive outlook on the stock based on our expected absolute or relative return over the investment period. Our thesis is based on our analysis of the company's outlook, financial performance, catalysts, valuation and risk profile. We recommend investors add to their position.

HOLD-Outperform: In our view, the stock's fundamentals are relatively more attractive than peers at the current price. Our thesis is based on our analysis of the company's outlook, financial performance, catalysts, valuation and risk profile.

HOLD-Underperform: In our view, the stock's fundamentals are relatively less attractive than peers at the current price. Our thesis is based on our analysis of the company's outlook, financial performance, catalysts, valuation and risk profile.

SELL: We have a negative outlook on the stock based on our expected absolute or relative return over the investment period. Our thesis is based on our analysis of the company's outlook, financial performance, catalysts, valuation and risk profile. We recommend investors reduce their position.

Under Review: We actively follow the company, although our estimates, rating and target price are under review.

Restricted: The rating and target price have been suspended temporarily to comply with applicable regulations and/or Yuanta policies.

Note: Yuanta research coverage with a Target Price is based on an investment period of 12 months. Greater China Discovery Series coverage does not have a formal 12-month Target Price and the recommendation is based on an investment period specified by the analyst in the report.

Global Disclaimer

© 2020 Yuanta. All rights reserved. The information in this report has been compiled from sources we believe to be reliable, but we do not hold ourselves responsible for its completeness or accuracy. It is not an offer to sell or solicitation of an offer to buy any securities. All opinions and estimates included in this report constitute our judgment as of this date and are subject to change without notice.

This report provides general information only. Neither the information nor any opinion expressed herein constitutes an offer or invitation to make an offer to buy or sell securities or other investments. This material is prepared for general circulation to clients and is not intended to provide tailored investment advice and does not take into account the individual financial situation and objectives of any specific person who may receive this report. Investors should seek financial advice regarding the appropriateness of investing in any securities, investments or investment strategies discussed or recommended in this report. The information contained in this report has been compiled from sources believed to be reliable but no representation or warranty, express or implied, is made as to its accuracy, completeness or correctness. This report is not (and should not be construed as) a solicitation to act as securities broker or dealer in any jurisdiction by any person or company that is not legally permitted to carry on such business in that jurisdiction.

Yuanta research is distributed in the United States only to Major U.S. Institutional Investors (as defined in Rule 15a-6 under the Securities Exchange Act of 1934, as amended and SEC staff interpretations thereof). All transactions by a US person in the securities mentioned in this report must be effected through a registered broker-dealer under Section 15 of the Securities Exchange Act of 1934, as amended. Yuanta research is distributed in Taiwan by Yuanta Securities Investment Consulting. Yuanta research is distributed in Hong Kong by Yuanta Securities (Hong Kong) Co. Limited, which is licensed in Hong Kong by the Securities and Futures Commission for regulated activities, including Type 4 regulated activity (advising on securities). In Hong Kong, this research report may not be redistributed, retransmitted or disclosed, in whole or in part or and any form or manner, without the express written consent of Yuanta Securities (Hong Kong) Co. Limited.