

當日市場：市場可能在新的一周會出現修正

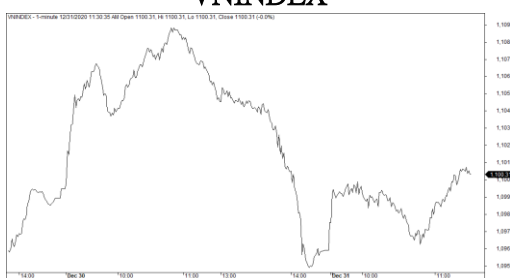
2020/12/31

市場走勢

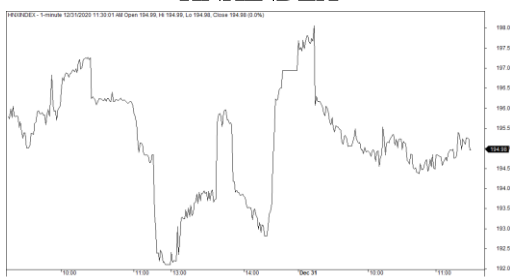
市場指數	VNI	HNI	UPCOM
收盤	1,103.87	203.12	74.45
%日	0.58%	3.14%	1.42%
%週	3.41%	8.26%	1.89%
%月	10.05%	37.52%	11.29%
%年	14.87%	98.15%	31.63%
<b>成交值(十億盾)</b>			
當日	10,614	1,693	720
日均量/週	13,036	1,739	893
日均量/月	12,507	1,383	908
<b>外資進出</b>			
買進	551.05	7.59	60.20
賣出	338.88	36.47	7.23
買賣超	212.17	-28.88	52.97
<b>市場漲跌家數</b>			
上漲	228	117	138
下跌	114	58	104
持平	68	186	661
<b>市場指標</b>			
P/E	17.68	14.51	26.08
總市值 (兆盾)	4,069	243	999
股息殖利率	2.42%	3.36%	3.88%

資料源: Bloomberg - YSVN

VNINDEX



HNIINDEX



市場走勢

2020年最後一個交易日進展順利，所有指數均收高。VNI-Index 收於 1103.87，較前一交易日上漲 0.58%。HNX-Index 上漲 3.14%，收於 203.12 點。Upcom-Index 上漲 1.42%。交易價值達 11 兆 6,680 億越南盾。

MSN (+6.5%)，TCB (+5.4%) 是市場的關注點，因收盤強勁上漲。原因可能是來自 Masan 股份公司和 Hoa Huong Duong 建設一員有限公司購買 500 萬股和 200 萬股。此外，VPB (+2.2%)，FPT (+1.7%)，BID (+1.4%)，MWG (+1.4%)，HPG (+1.3%) 上漲了 1% 以上。

值得注意的是，證券股繼續以 SSI (+5.1%) 為首強勁上漲。截至年底，SSI 收於 33,100 越南盾，股價自 2020 年 4 月初的低點以來已上漲了 367%。除證券外，工業房地產股也表現強勁，如 KBC (+6.1%)，GVR (+5.1%)，TIP (+5.2%) 等。

外資在 2020 年最後一個交易日在市場上買超 2,360 億越南盾。HPG (760 億)，FUEVFNND (730 億) 和 ACV (420 億) 是外資積極收購的股票。在賣超方面，排名第一的是 HMH (210 億)，其次為 KBC (160 億) 和 VPB (150 億)。

市場短期觀點

結束 2020 年，HNX-Index 與其他指數相比的漲幅最大，與 2019 年相比上漲了 98% 以上。我們相信市場可以在本週的前幾個交易日進行調整，VN-Index 可能繼續在 1,103 點附近震盪。同時，市場仍然顯示出進入積累階段的跡象，因此市場可能在短期內繼續橫盤移動，特別是短期風險趨於增加，現金流減弱，表明短期的漲勢正在遇到阻力。

我們建議短期投資者在投資組合中仍然持有較高比例的股票，並且應該只應以低比例進行新的投資，或者在當前時期不應該進行新的投資。

根據周線圖，中期趨勢仍然為上漲，而中期風險仍然很低。但是，短期修正壓力趨於增加。因此，我們建議中期投資者在投資組合中仍應持有較高比例的股票，並利用修正來增加股票比重。

請在 <https://ysradar.yuanta.com.vn/> 查看有關股票的信號。



We Create Fortune

## 技術分析圖



指數技術分析圖 VN-Index



指數技術分析圖 HNX-Index

指數	短期趨勢	中期趨勢	阻力區 1	阻力區 2	支撐區 1	支撐區 2
VN-Index	上漲	上漲	1103	1200	1015	964
HNX-Index	上漲	上漲	222	248	180	169
VN30	上漲	上漲	1070	1130	1021	960
VNMidcaps	上漲	上漲	992	1,030	969	963
VNSmallcaps	上漲	上漲	835	845	822	804



We Create Fortune

胡志明市交易所 (HSX)

	收盤	漲跌%
VNI	1103.87	0.58%
VN30	1070.77	1.10%
VN Mid	1265.67	1.06%
VN Small	1075.41	0.83%

河內交易所 (HSX)

	收盤	漲跌%
HNI	203.12	3.14%
HN30	323.41	2.17%
VNX AllSh	1032.41	0.93%

UPCOM 市場 (UPCoM)

	收盤	漲跌%
UPCoM	74.45	1.42%

外資交易	成交值 (十億盾)
買進	551.05
賣出	338.88
買超/賣超	212.17

外資交易	成交值 (十億盾)
買進	7.59
賣出	36.47
買超/賣超	-28.88

外資交易	成交值 (十億盾)
買進	60.20
賣出	7.23
買超/賣超	52.97

上漲排名/ 股碼	漲跌 (VND)	漲跌%
EVG	590	7.00%
DHA	3100	7.00%
FIT	1000	6.97%
ACL	950	6.93%
ANV	1600	6.87%

上漲排名/ 股碼	漲跌 (VND)	漲跌%
NVB	900	9.89%
IDJ	1400	9.72%
BVS	1600	9.58%
THD	10000	9.52%
SHS	1900	8.23%

上漲排名/ 股碼	漲跌 (VND)	漲跌%
VCP	4218	8.75%
ABI	2025	5.05%
VCR	1064	5.00%
CC1	518	3.52%
BVB	310	2.20%

下跌排名/ 股碼	漲跌 (VND)	漲跌%
TDH	-750	-6.88%
BBC	-4400	-5.91%
EIB	-850	-4.23%
TCM	-1900	-3.53%
SAB	-5000	-2.50%

下跌排名/ 股碼	漲跌 (VND)	漲跌%
HUT	-300	-6.67%
PRE	-600	-2.91%
S99	-300	-1.61%
DTD	-400	-1.41%
IDC	-500	-1.39%

下跌排名/ 股碼	漲跌 (VND)	漲跌%
SNZ	-839	-2.53%
C4G	-273	-2.35%
MCM	-1221	-1.67%
EVF	-154	-1.56%
ABB	-153	-1.13%

\*備註：市值>5,000 億盾；成交值>15 億盾

市值排名/ 股碼	十億盾
VIC	366,994
VCB	363,099
VHM	296,714
VNM	227,353
BID	193,258

市值排名/ 股碼	十億盾
THD	36,750
SHB	29,841
VCS	13,658
IDC	10,800
DTK	10,132

市值排名/ 股碼	十億盾
ACV	169,127
VEA	73,129
MCH	65,240
BSR	31,045
MSR	23,572

交易量排 名/股碼	成交值	30 日均
ITA	20,234,740	21,130,539
TCB	16,486,510	18,770,893
STB	14,969,830	23,198,220
FLC	14,653,770	11,089,375
MBB	14,264,660	16,030,179

交易量排 名/股碼	成交值	30 日均
NVB	26,807,432	3,544,459
SHB	14,873,631	9,229,442
HUT	12,941,934	9,147,330
PVS	11,404,040	9,034,197
SHS	8,105,097	5,469,593

交易量排 名/股碼	成交值	30 日均
ABB	8,690,180	2,135,768
KSH	7,129,462	1,073,293
BSR	6,623,192	8,588,460
QNC	6,011,696	15,507
AAS	2,462,330	2,671,307

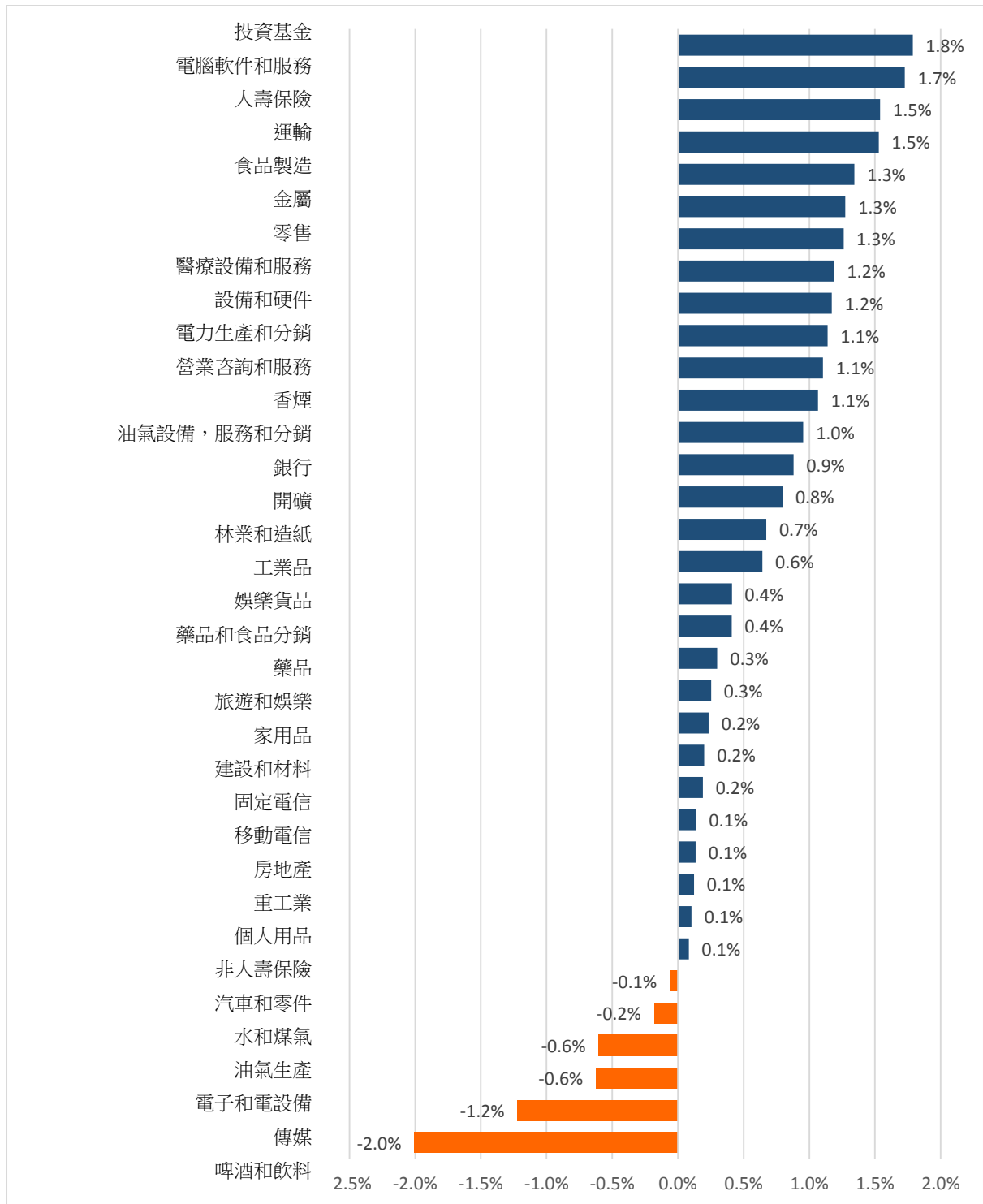
資料源: Bloomberg & Yuanta Research

資料源: Bloomberg & Yuanta Research

資料源: Bloomberg & Yuanta Research

We Create Fortune

## 各行業板塊的交易走勢



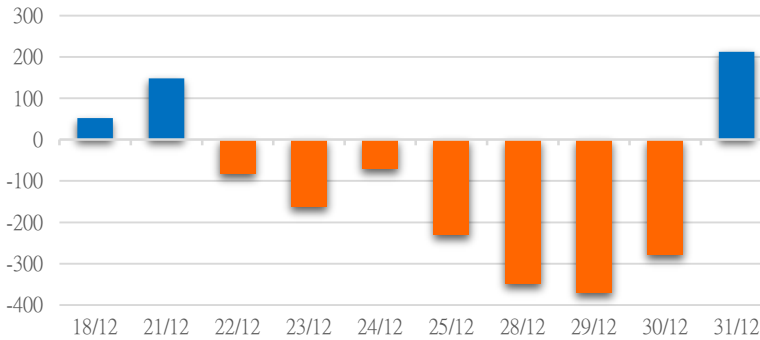
資料源: FiinPro - YSVN



We Create Fortune

## 外資買進賣統計

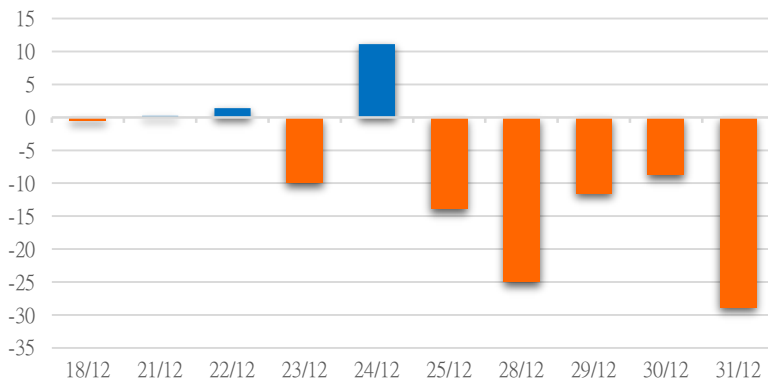
HSX 外資每日買/賣超



證券代碼	買超金額 (百萬盾)	證券代碼	賣超金額 (百萬盾)
HPG	75,916	KBC	16,144
FUEVFNVD	72,829	VPB	15,218
MBB	22,021	NVL	10,871
PLX	16,176	GVR	10,771
CTG	10,468	VNM	9,067

HSX 外資買/賣超的前 5 名

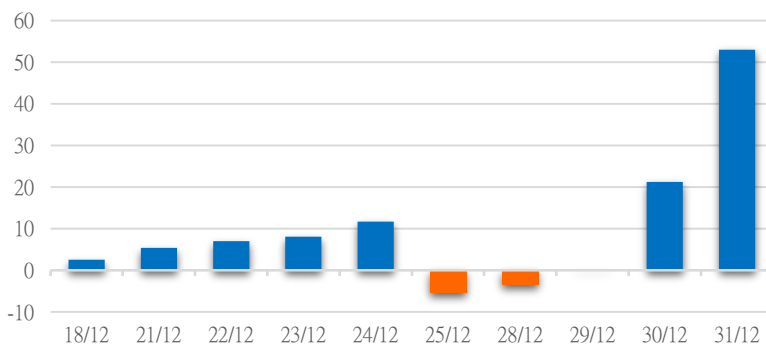
HNX 外資每日買/賣超



證券代碼	買超金額 (百萬盾)	證券代碼	賣超金額 (百萬盾)
PGN	1,616	HMH	20,570
VCS	1,053	VNR	3,922
LHC	818	PVS	2,646
EID	399	BVS	2,529
TAR	360	SHS	2,257

HNX 外資買/賣超的前 5 名

UPCOM 外資每日買/賣超



證券代碼	買超金額 (百萬盾)	證券代碼	賣超金額 (百萬盾)
ACV	42,200	MSR	4,410
LTG	5,314	QHW	143
MCH	4,742	MTV	126
QNS	2,895	TCW	120
ABI	1,163	CNC	11

UPCOM 外資買/賣超的前 5 名

源: FiinPro - YSVN

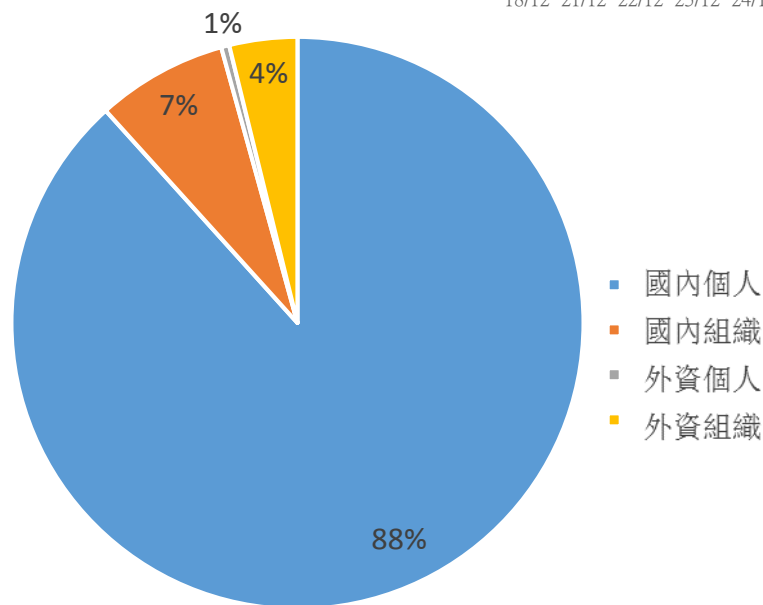
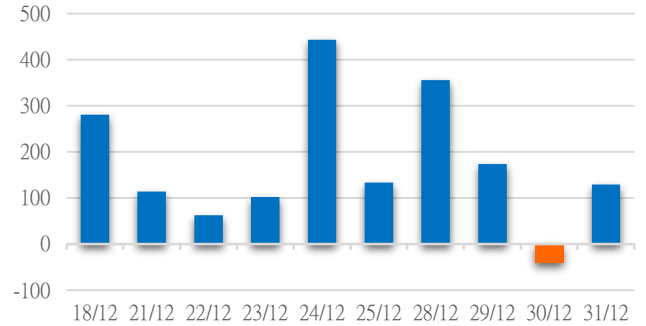


We Create **Fortune**

## 自營進出統計

證券代碼	買超金額 (百萬盾)	證券代碼	賣超金額 (百萬盾)
FPT	17,657	FUEVFNVD	72,362
CTG	10,878	GVR	22,189
HDG	6,826	HDC	22,170
GAS	4,088	DIG	2,451
HDB	3,176	DPM	1,409

券商自營交易每日買/賣超  
(bil.VND)

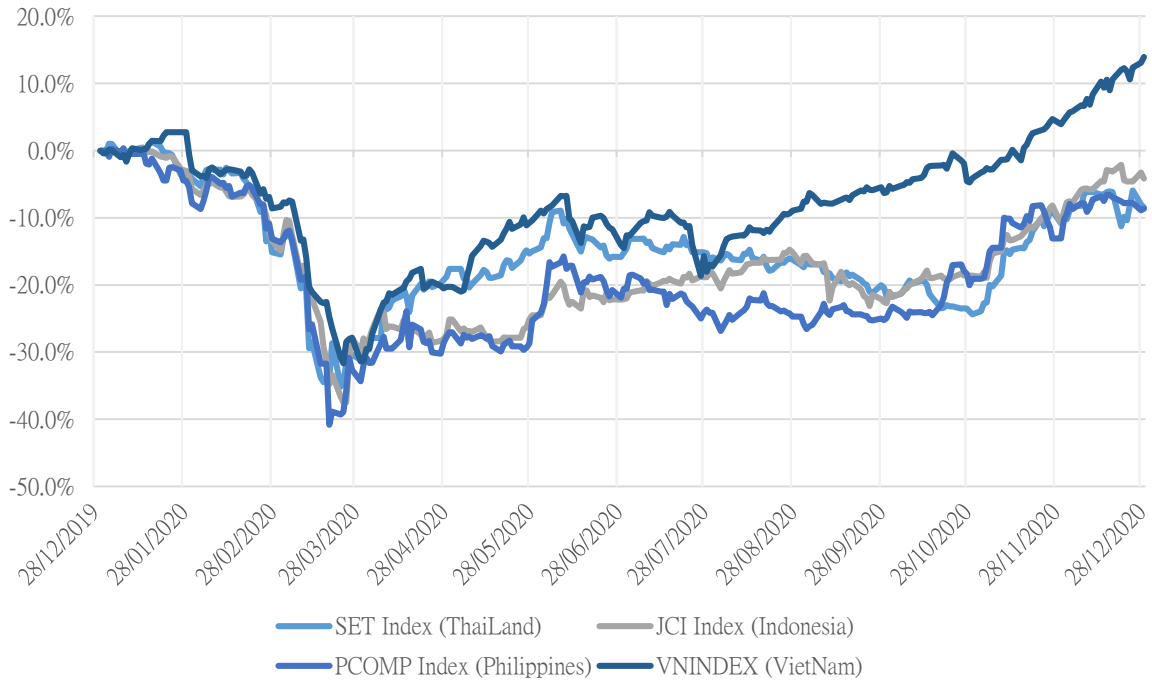


資料源: FiiPro - YSVN



We Create Fortune

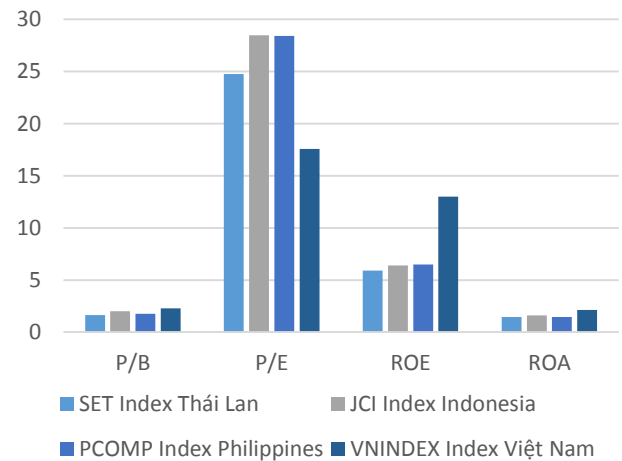
東南亞主要市場走勢比較



東南亞主要市場數據

		Thailand	Indonesia	Philippines	Vietnam
P/B		1.6x	1.6x	1.8x	2.3x
P/E		24.8x	28.0x	28.4x	17.6x
ROE	%	5.89	4.62	6.50	13.03
ROA	%	1.47	1.47	1.46	2.15
Vốn hóa	Tỷ USD	536.15	491.48	188.23	181.77
GTGD	Triệu USD	2.66	0.86	0.08	0.53
LS cổ tức	%	2.76	2.35	1.62	1.48

源：Bloomberg & YSVN







We Create **Fortune**

## 元大證券（越南）公司

### 個人客戶分析部

**Nguyễn Th ê Minh**

研究分析經理

+84 28 3622 6868 ext 3826  
minh.nguyen@yuanta.com.vn

**Lý Thị Hi ề n**

研究分析主管

+84 28 3622 6868 ext 3908  
hien.ly@yuanta.com.vn

**Quách Đức Khánh**

高級分析專員

+84 28 3622 6868 ext 3833  
khanh.quach@yuanta.com.vn

**Nguyễn Trịnh Ngọc Hồng**

高級分析專員

+84 28 3622 6868 ext 3832  
hong.nguyen@yuanta.com.vn

**Phạm Tấn Phát**

高級分析專員

+84 28 3622 6868 ext 3880  
phat.pham@yuanta.com.vn

### 個人客戶業務部

**Nguyễn Thanh Tùng**

總公司業務經理

+84 28 3622 6868 ext 3609  
tung.nguyen@yuanta.com.vn

**Phạm Đ ắc Thành**

北部區域經理

+84 28 3622 6868 ext 3416  
thanh.pham@yuanta.com.vn

**Nguyễn Mạnh Hoạt**

南部區域經理(胡志明市區域)

+84 28 3622 6868 ext 3847  
hoat.nguyen@yuanta.com.vn

**Lương Kỳ Ty**

堤岸分行經理

+84 28 3622 6868 ext 3653  
ty.luong@yuanta.com.vn

**Bùi Quốc Phong**

同奈分行經理

+84 28 3622 6868 ext 3701  
phong.bui@yuanta.com.vn

**Võ Thị Thu Thủy**

平陽分行經理

+84 28 3622 6868 ext 3505  
thuy.vo@yuanta.com.vn

**Nguyễn Việt Quang**

河內分行經理

+84 28 3622 6868 ext 3404  
quang.nguyen@yuanta.com.vn

**Võ Đình Tuấn**

峴港分行經理

+84 28 3622 6868 ext 3301  
tuau.vo@yuanta.com.vn

**Đinh Thị Thu Cúc**

頭頓分行經理

+84 28 3622 6868 ext 3203  
cuc.dinh@yuanta.com.vn





We Create **Fortune**

## Appendix A: Important Disclosures

### Analyst Certification

Each research analyst primarily responsible for the content of this research report, in whole or in part, certifies that with respect to each security or issuer that the analyst covered in this report: (1) all of the views expressed accurately reflect his or her personal views about those securities or issuers; and (2) no part of his or her compensation was, is, or will be, directly or indirectly, related to the specific recommendations or views expressed by that research analyst in the research report.

### Ratings Definitions

**BUY:** We have a positive outlook on the stock based on our expected absolute or relative return over the investment period. Our thesis is based on our analysis of the company's outlook, financial performance, catalysts, valuation and risk profile. We recommend investors add to their position.

**HOLD-Outperform:** In our view, the stock's fundamentals are relatively more attractive than peers at the current price. Our thesis is based on our analysis of the company's outlook, financial performance, catalysts, valuation and risk profile.

**HOLD-Underperform:** In our view, the stock's fundamentals are relatively less attractive than peers at the current price. Our thesis is based on our analysis of the company's outlook, financial performance, catalysts, valuation and risk profile.

**SELL:** We have a negative outlook on the stock based on our expected absolute or relative return over the investment period. Our thesis is based on our analysis of the company's outlook, financial performance, catalysts, valuation and risk profile. We recommend investors reduce their position.

**Under Review:** We actively follow the company, although our estimates, rating and target price are under review.

**Restricted:** The rating and target price have been suspended temporarily to comply with applicable regulations and/or Yuanta policies.

Note: Yuanta research coverage with a Target Price is based on an investment period of 12 months. Greater China Discovery Series coverage does not have a formal 12 month Target Price and the recommendation is based on an investment period specified by the analyst in the report.

### Global Disclaimer

© 2018 Yuanta. All rights reserved. The information in this report has been compiled from sources we believe to be reliable, but we do not hold ourselves responsible for its completeness or accuracy. It is not an offer to sell or solicitation of an offer to buy any securities. All opinions and estimates included in this report constitute our judgment as of this date and are subject to change without notice.

This report provides general information only. Neither the information nor any opinion expressed herein constitutes an offer or invitation to make an offer to buy or sell securities or other investments. This material is prepared for general circulation to clients and is not intended to provide tailored investment advice and does not take into account the individual financial situation and objectives of any specific person who may receive this report. Investors should seek financial advice regarding the appropriateness of investing in any securities, investments or investment strategies discussed or recommended in this report. The information contained in this report has been compiled from sources believed to be reliable but no representation or warranty, express or implied, is made as to its accuracy, completeness or correctness. This report is not (and should not be construed as) a solicitation to act as securities broker or dealer in any jurisdiction by any person or company that is not legally permitted to carry on such business in that jurisdiction.

Yuanta research is distributed in the United States only to Major U.S. Institutional Investors (as defined in Rule 15a-6 under the Securities Exchange Act of 1934, as amended and SEC staff interpretations thereof). All transactions by a US person in the securities mentioned in this report must be effected through a registered broker-dealer under Section 15 of the Securities Exchange Act of 1934, as amended. Yuanta research is distributed in Taiwan by Yuanta Securities Investment Consulting. Yuanta research is distributed in Hong Kong by Yuanta Securities (Hong Kong) Co. Limited, which is licensed in Hong Kong by the Securities and Futures Commission for regulated activities, including Type 4 regulated activity (advising on securities). In Hong Kong, this research report may not be redistributed, retransmitted or disclosed, in whole or in part or any form or manner, without the express written