

## 當日市場：房地產股當天引領市場走勢

2021/01/08

### 市場走勢

市場指數	VNI	HNI	UPCOM
收盤	1,167.69	217.40	76.07
%日	0.97%	0.54%	0.92%
%週	5.78%	7.03%	2.18%
%月	13.45%	38.82%	10.34%
%年	23.05%	116.68%	38.26%
<b>成交值(十億盾)</b>			
當日	17,664	2,299	1,187
日均量/週	16,781	2,180	905
日均量/月	13,789	1,644	955
<b>外資進出</b>			
買進	1,308.95	9.35	36.32
賣出	1,632.25	37.30	61.73
買賣超	-323.30	-27.95	-25.41
<b>市場漲跌家數</b>			
上漲	207	131	206
下跌	131	79	123
持平	72	153	574
<b>市場指標</b>			
P/E	18.63	15.69	26.76
總市值 (兆盾)	4,291	260	1,028
股息殖利 率	2.35%	3.48%	3.80%

資料源: Bloomberg - YSVN

### VNINDEX



### HNIINDEX



### 市場走勢

市場擴大了漲勢，因所有指數連續第六盤上漲。VNI-Index 收於 1167.69 點，漲幅為 0.97%。HNX-Index 上漲 0.54%，收於 217.4 點。Upcom-Index 上漲 0.92%。三大市場的交易價值達 19 兆 4,200 億越南盾。

上週最後一盤強勁的現金流，流動性再度增加，幫助許多股票擴大了漲勢，例如 TCB (+3.2%)，MBB (+2.7%)，STB (+5.1%) 和 GVR (+2.5%)，MSN (+1.2%)。但是，當日的焦點必須提到房地產股，其中有兩個代碼為 NVL (+6.2%)，VRE (+4.7%) 在最近兩個交易日中都有很大的波動性。在同一個方向上，TCH 漲停，收於 22,550 越南盾。

中型股和仙股在漲勢中出現分化，因 AGR (+6.5%)，PVD (+4.8%)，FIT (+4.8%)，AMD (+4.2%) 上漲得不錯，而 TDH (-6.8%)，DRH (-5%)，LCG (-2.5%) 則呈下跌。

外資在當天也繼續賣超，價值為 3,410 億越南盾。HPG (2530 億)，VCI (880 億) 和 SSI (640 億) 是外資賣出最多的股票。在買超方面，VRE (830 億)，MBB (700 億) 和 HDB (670 億) 位居榜首。

### 市場短期觀點

我們認為，市場可以在本週的第一盤繼續上漲，VN-Index 可能會挑戰 1,200 點的阻力位。同時，我們估計，現金流量顯示出逐漸分化的跡象，因中型股和小型股在接下來的幾個交易日中可能會出現修正，並且這兩類股票可能進入累計的階段，而現金流可能主要集中在大型股上，因此未來一周的短期策略是管理投資組合的風險。

總觀市場的短期趨勢仍然為上漲。因此，我們建議短期投資者繼續持有投資組合中較高的股票比例，並在接下來的一周中注意投資組合的風險，以低比例或限制進行新的投資。

根據周線圖，中期趨勢仍然為上漲，並且價格圖可能在接下來的幾個交易日中挑戰 1200 點的中期阻力位。但是，中期風險仍然很低。因此，我們建議中期投資者繼續持有當前的股票比例，並在下週觀察市場，從而限制在當前進行新的投資。

請在 <https://ysradar.yuanta.com.vn/> 查看有關股票的信號。



We Create **Fortune**

## 技術分析圖



指數技術分析圖 VN-Index



指數技術分析圖 HNX-Index

指數	短期趨勢	中期趨勢	阻力區 1	阻力區 2	支撐區 1	支撐區 2
VN-Index	上漲	上漲	1200	1250	1015	964
HNX-Index	上漲	上漲	222	248	180	169
VN30	上漲	上漲	1070	1130	1021	960
VNMidcaps	上漲	上漲	992	1,030	969	963
VNSmallcaps	上漲	上漲	835	845	822	804

We Create Fortune

胡志明市交易所 (HSX)

	收盤	漲跌%
VNI	1167.69	0.97%
VN30	1147.86	1.53%
VN Mid	1337.14	0.52%
VN Small	1133.95	0.93%

河內交易所 (HSX)

	收盤	漲跌%
HNI	217.4	0.54%
HN30	351.51	1.19%
VNX AllSh	1101.14	1.37%

UPCOM 市場 (UPCoM)

	收盤	漲跌%
UPCoM	76.07	0.92%

外資交易	成交值 (十億盾)
買進	1308.95
賣出	1632.25
買超/賣超	-323.3

外資交易	成交值 (十億盾)
買進	9.35
賣出	37.30
買超/賣超	-27.95

外資交易	成交值 (十億盾)
買進	36.32
賣出	61.73
買超/賣超	-25.41

上漲排名/ 股碼	漲跌 (VND)	漲跌%
VIX	4050	19.95%
TVS	1100	6.98%
TAC	3300	6.95%
IJC	1750	6.94%
BCM	3050	6.93%

上漲排名/ 股碼	漲跌 (VND)	漲跌%
VNT	6500	9.98%
LIG	700	9.46%
TVC	1000	8.62%
VNR	1500	6.70%
IDC	1900	4.87%

上漲排名/ 股碼	漲跌 (VND)	漲跌%
BOT	7294	13.87%
PVX	193	10.72%
PVM	2682	10.28%
SBS	486	9.72%
KLB	1438	7.65%

下跌排名/ 股碼	漲跌 (VND)	漲跌%
TDH	-650	-6.81%
DRH	-600	-5.04%
LSS	-350	-3.61%
BKG	-600	-3.51%
VNG	-500	-3.25%

下跌排名/ 股碼	漲跌 (VND)	漲跌%
NRC	-1900	-9.74%
PGS	-600	-2.93%
BVS	-700	-2.87%
IDJ	-400	-2.52%
AMV	-500	-2.39%

下跌排名/ 股碼	漲跌 (VND)	漲跌%
VEA	-1062	-2.25%
PXL	-254	-2.15%
QNS	-642	-1.59%
ORS	-212	-1.50%
EVF	-117	-1.21%

\*備註：市值>5,000 億盾；成交值>15 億盾

市值排名/ 股碼	十億盾
VCB	388,690
VIC	378,156
VHM	317,109
VNM	234,040
BID	195,068

市值排名/ 股碼	十億盾
THD	42,945
SHB	33,527
VCS	13,502
IDC	12,270
PVS	9,798

市值排名/ 股碼	十億盾
ACV	176,168
MCH	67,730
VEA	61,308
BSR	34,704
MSR	25,565

交易量排 名/股碼	成交值	30 日均
HAG	40,618,900	15,627,843
STB	36,089,200	25,550,270
MBB	25,861,800	18,452,104
HNG	25,269,100	6,956,354
HPG	20,555,400	19,901,374

交易量排 名/股碼	成交值	30 日均
SHB	28,633,716	12,148,852
HUT	15,773,390	11,295,255
KLF	13,060,947	5,184,456
PVS	11,014,378	10,206,912
ART	8,919,053	4,398,428

交易量排 名/股碼	成交值	30 日均
PVX	9,827,971	1,374,660
BSR	9,549,600	9,403,649
AVF	7,544,670	691,551
HVG	4,370,838	517,375
SBS	4,075,401	3,494,834

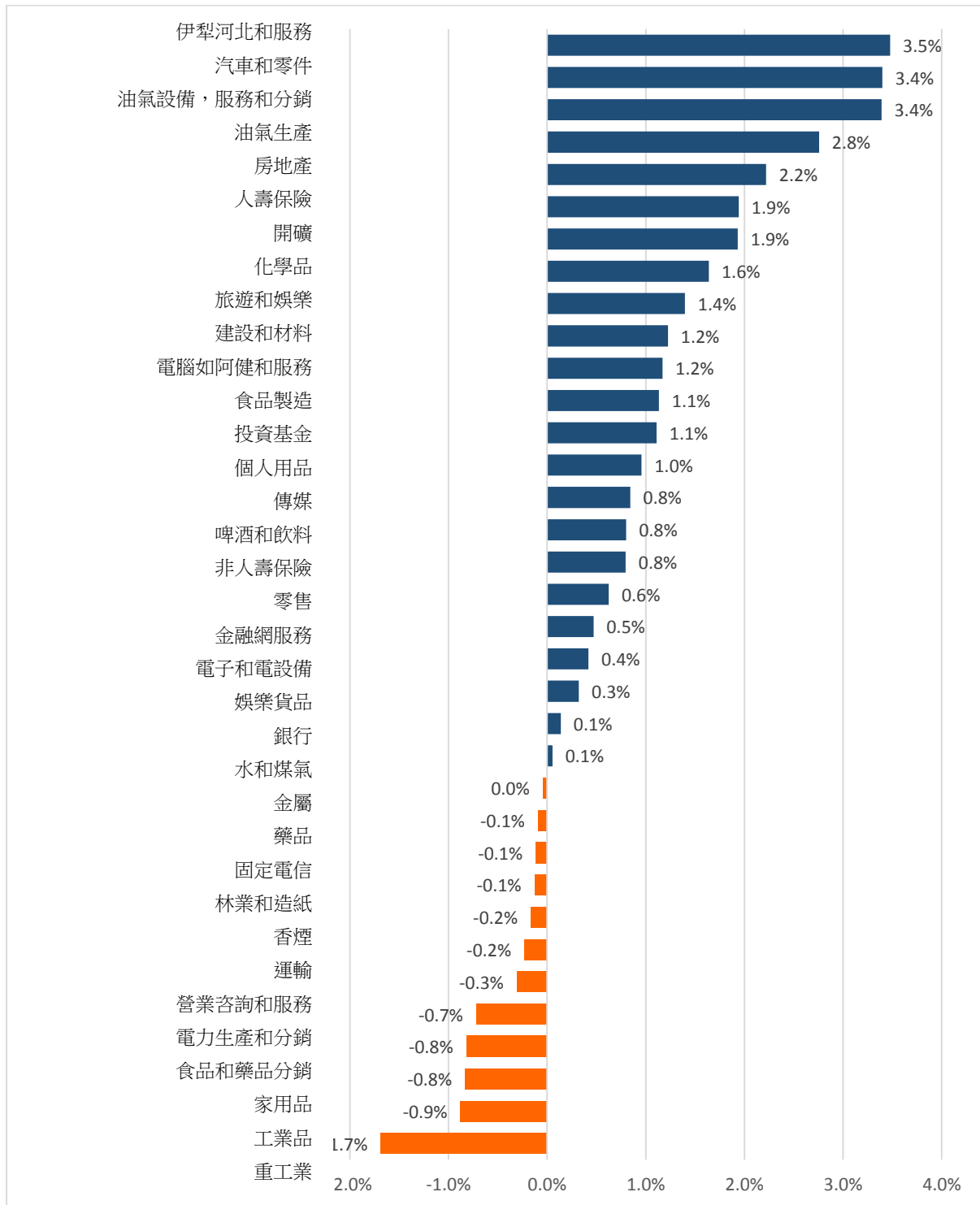
資料源: Bloomberg & Yuanta Research

資料源: Bloomberg & Yuanta Research

資料源: Bloomberg & Yuanta Research

We Create Fortune

## 各行業板塊的交易走勢



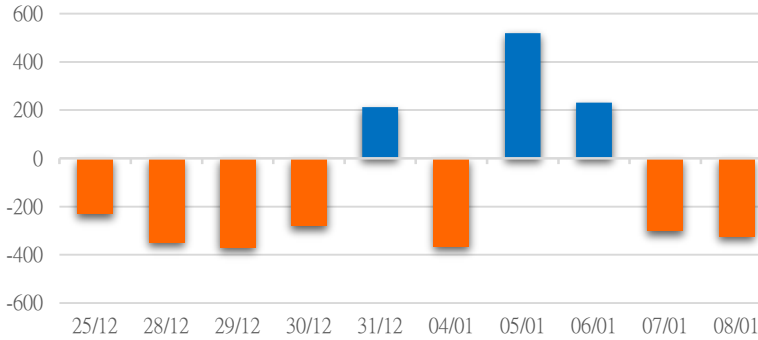
資料源: FiinPro - YSVN



We Create Fortune

## 外資買進賣統計

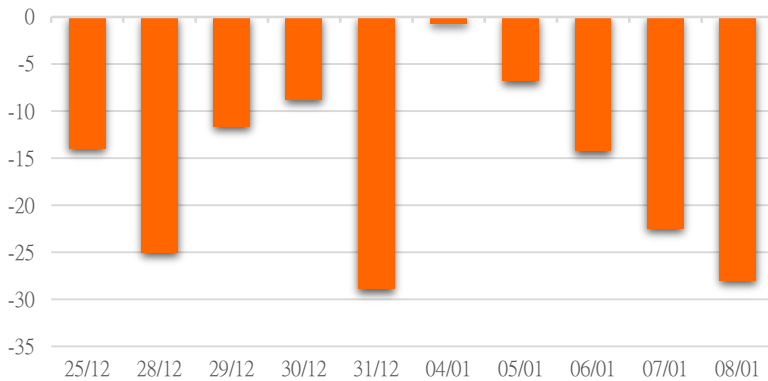
HSX 外資每日買/賣超



證券代碼	買超金額 (百萬盾)	證券代碼	賣超金額 (百萬盾)
VRE	156,576	HPG	305,000
NVL	95,938	SSI	74,501
MSB	65,001	VIC	68,305
FUEVFVND	60,935	DXG	58,418
HDB	40,550	VND	37,512

HSX 外資買/賣超的前 5 名

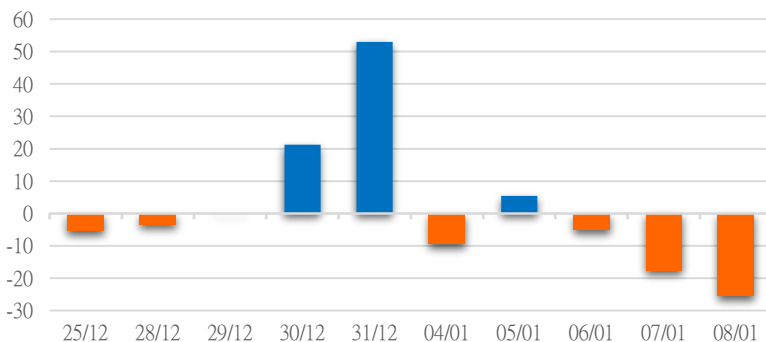
HNX 外資每日買/賣超



證券代碼	買超金額 (百萬盾)	證券代碼	賣超金額 (百萬盾)
IDV	784	SHS	11,741
TAR	648	BVS	11,342
MBS	605	APS	2,503
SHB	536	PLC	1,901
BAX	471	PVS	1,364

HNX 外資買/賣超的前 5 名

UPCOM 外資每日買/賣超



證券代碼	買超金額 (百萬盾)	證券代碼	賣超金額 (百萬盾)
MCH	5,819	VEA	21,690
QNS	4,320	ACV	13,345
LTG	3,918	SNZ	672
PVM	559	OIL	440
FOC	458	PVP	250

UPCOM 外資買/賣超的前 5 名

源: FiinPro - YSVN



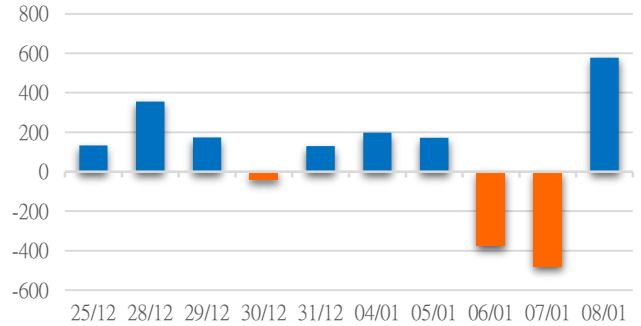
We Create **Fortune**

### 自營進出統計

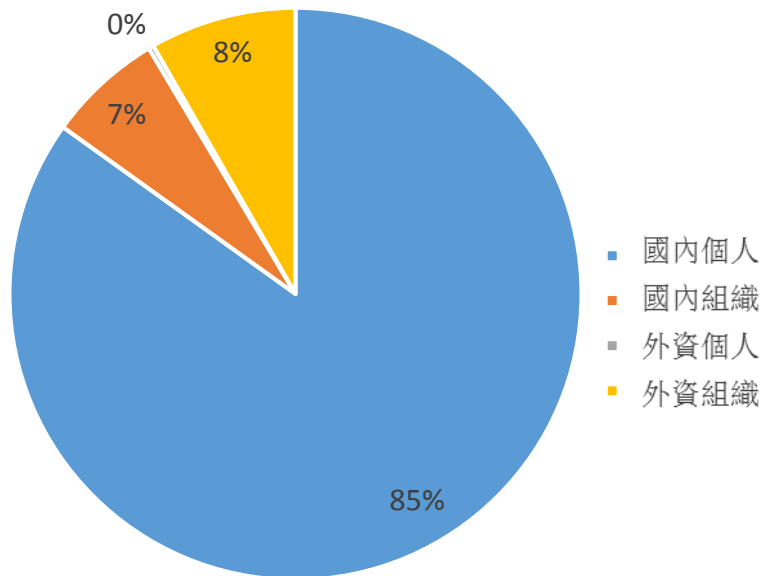
證券代碼	買超金額 (百萬盾)	證券代碼	賣超金額 (百萬盾)
HPG	62,163	FUEVFNVD	62,002
DXG	57,594	CII	12,952
FPT	50,186	SSI	12,824
TCB	48,445	TDC	5,513
MWG	36,700	E1VFN30	4,454

券商自營交易最大前名

券商自營交易每日買/賣超 (bil.VND)



### 越南證券市場投資人類別統計

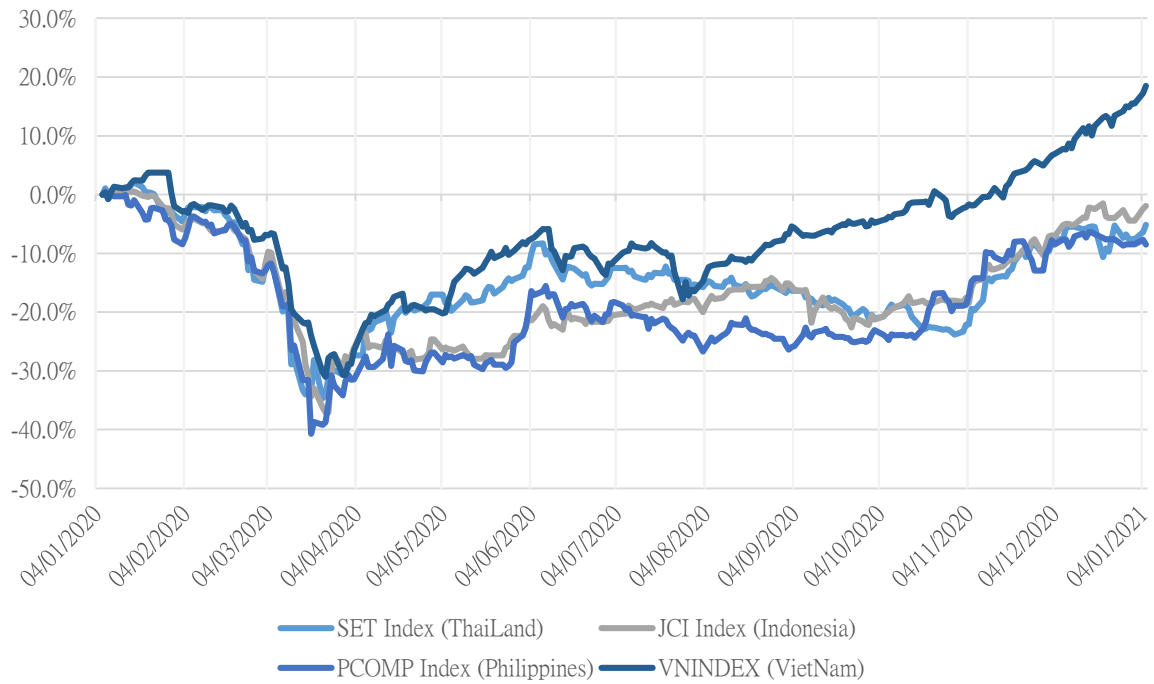


資料源: FinPro - YSVN



We Create Fortune

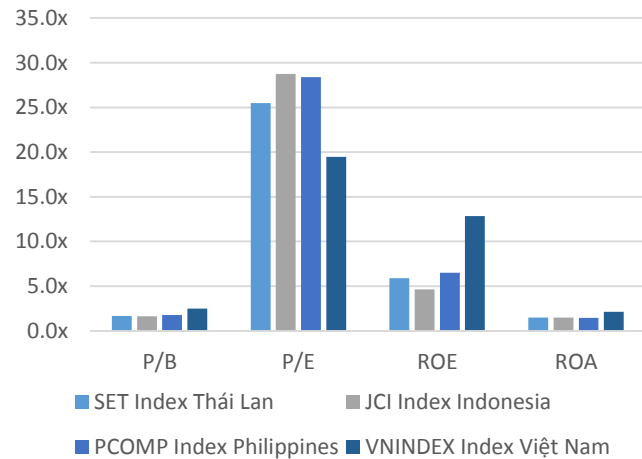
東南亞主要市場走勢比較



東南亞主要市場數據

		Thailand	Indonesia	Philippines	Vietnam
P/B		1.7x	1.6x	1.8x	2.5x
P/E		26.2x	29.3x	29.0x	19.5x
ROE	%	5.89	4.64	6.50	13.00
ROA	%	1.47	1.47	1.46	2.16
指數市值	BIL.USD	557.36	507.12	187.62	185.42
日成交	MIL.USD	3.66	1.52	0.07	0.66
股息殖利率	%	2.60	2.25	1.51	1.39

源：Bloomberg & YSVN







We Create **Fortune**

## 元大證券（越南）公司

### 個人客戶分析部

**Nguyễn Th ê Minh**

研究分析經理

+84 28 3622 6868 ext 3826  
minh.nguyen@yuanta.com.vn

**Lý Thị Hi ề n**

研究分析主管

+84 28 3622 6868 ext 3908  
hien.ly@yuanta.com.vn

**Quách Đức Khánh**

高級分析專員

+84 28 3622 6868 ext 3833  
khanh.quach@yuanta.com.vn

**Nguyễn Trịnh Ngọc Hồng**

高級分析專員

+84 28 3622 6868 ext 3832  
hong.nguyen@yuanta.com.vn

**Phạm Tấn Phát**

高級分析專員

+84 28 3622 6868 ext 3880  
phat.pham@yuanta.com.vn

### 個人客戶業務部

**Nguyễn Thanh Tùng**

總公司業務經理

+84 28 3622 6868 ext 3609  
tung.nguyen@yuanta.com.vn

**Phạm Đ ắc Thành**

北部區域經理

+84 28 3622 6868 ext 3416  
thanh.pham@yuanta.com.vn

**Nguyễn Mạnh Hoạt**

南部區域經理(胡志明市區域)

+84 28 3622 6868 ext 3847  
hoat.nguyen@yuanta.com.vn

**Lương Kỳ Ty**

堤岸分行經理

+84 28 3622 6868 ext 3653  
ty.luong@yuanta.com.vn

**Bùi Quốc Phong**

同奈分行經理

+84 28 3622 6868 ext 3701  
phong.bui@yuanta.com.vn

**Võ Thị Thu Thủy**

平陽分行經理

+84 28 3622 6868 ext 3505  
thuy.vo@yuanta.com.vn

**Nguyễn Việt Quang**

河內分行經理

+84 28 3622 6868 ext 3404  
quang.nguyen@yuanta.com.vn

**Võ Đình Tuấn**

峴港分行經理

+84 28 3622 6868 ext 3301  
tuan.vo@yuanta.com.vn

**Đinh Thị Thu Cúc**

頭頓分行經理

+84 28 3622 6868 ext 3203  
cuc.dinh@yuanta.com.vn





We Create **Fortune**

## Appendix A: Important Disclosures

### Analyst Certification

Each research analyst primarily responsible for the content of this research report, in whole or in part, certifies that with respect to each security or issuer that the analyst covered in this report: (1) all of the views expressed accurately reflect his or her personal views about those securities or issuers; and (2) no part of his or her compensation was, is, or will be, directly or indirectly, related to the specific recommendations or views expressed by that research analyst in the research report.

### Ratings Definitions

**BUY:** We have a positive outlook on the stock based on our expected absolute or relative return over the investment period. Our thesis is based on our analysis of the company's outlook, financial performance, catalysts, valuation and risk profile. We recommend investors add to their position.

**HOLD-Outperform:** In our view, the stock's fundamentals are relatively more attractive than peers at the current price. Our thesis is based on our analysis of the company's outlook, financial performance, catalysts, valuation and risk profile.

**HOLD-Underperform:** In our view, the stock's fundamentals are relatively less attractive than peers at the current price. Our thesis is based on our analysis of the company's outlook, financial performance, catalysts, valuation and risk profile.

**SELL:** We have a negative outlook on the stock based on our expected absolute or relative return over the investment period. Our thesis is based on our analysis of the company's outlook, financial performance, catalysts, valuation and risk profile. We recommend investors reduce their position.

**Under Review:** We actively follow the company, although our estimates, rating and target price are under review.

**Restricted:** The rating and target price have been suspended temporarily to comply with applicable regulations and/or Yuanta policies.

Note: Yuanta research coverage with a Target Price is based on an investment period of 12 months. Greater China Discovery Series coverage does not have a formal 12 month Target Price and the recommendation is based on an investment period specified by the analyst in the report.

### Global Disclaimer

© 2018 Yuanta. All rights reserved. The information in this report has been compiled from sources we believe to be reliable, but we do not hold ourselves responsible for its completeness or accuracy. It is not an offer to sell or solicitation of an offer to buy any securities. All opinions and estimates included in this report constitute our judgment as of this date and are subject to change without notice.

This report provides general information only. Neither the information nor any opinion expressed herein constitutes an offer or invitation to make an offer to buy or sell securities or other investments. This material is prepared for general circulation to clients and is not intended to provide tailored investment advice and does not take into account the individual financial situation and objectives of any specific person who may receive this report. Investors should seek financial advice regarding the appropriateness of investing in any securities, investments or investment strategies discussed or recommended in this report. The information contained in this report has been compiled from sources believed to be reliable but no representation or warranty, express or implied, is made as to its accuracy, completeness or correctness. This report is not (and should not be construed as) a solicitation to act as securities broker or dealer in any jurisdiction by any person or company that is not legally permitted to carry on such business in that jurisdiction.

Yuanta research is distributed in the United States only to Major U.S. Institutional Investors (as defined in Rule 15a-6 under the Securities Exchange Act of 1934, as amended and SEC staff interpretations thereof). All transactions by a US person in the securities mentioned in this report must be effected through a registered broker-dealer under Section 15 of the Securities Exchange Act of 1934, as amended. Yuanta research is distributed in Taiwan by Yuanta Securities Investment Consulting. Yuanta research is distributed in Hong Kong by Yuanta Securities (Hong Kong) Co. Limited, which is licensed in Hong Kong by the Securities and Futures Commission for regulated activities, including Type 4 regulated activity (advising on securities). In Hong Kong, this research report may not be redistributed, retransmitted or disclosed, in whole or in part or any form or manner, without the express written