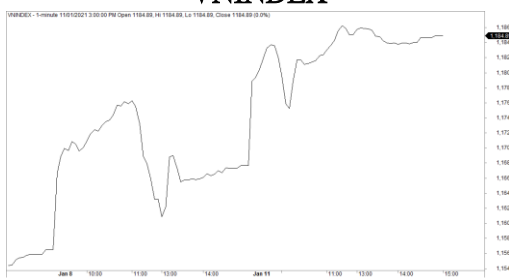


市場走勢

市場指數	VNI	HNI	UPCOM
收盤	1,184.89	219.12	76.95
%日	1.47%	0.79%	1.16%
%週	5.75%	6.22%	3.71%
%月	13.28%	34.99%	11.98%
%年	22.34%	114.36%	38.50%
成交值(十億盾)			
當日	18,356	2,407	1,047
日均量/週	17,246	2,323	955
日均量/月	14,307	1,761	970
外資進出			
買進	1,621.63	4.35	20.21
賣出	1,875.62	38.31	70.90
買賣超	-254.00	-33.96	-50.69
市場漲跌家數			
上漲	218	128	150
下跌	115	78	81
持平	77	157	672
市場指標			
P/E	18.83	15.86	27.06
總市值 (兆盾)	4,338	263	1,040
股息殖利率	2.32%	3.47%	3.78%

資料源: Bloomberg - YSVN

VNINDEX



HNIINDEX



市場走勢

隨著本週第一個交易盤的漲幅和流動性的擴大，漲勢繼續保持。具體，VNI-Index 收於 1184.89 點，上漲 1.47%。HNX-Index 上漲 0.79%，收於 219.12 點。Upcom-Index 上漲 1.16%。三大市場的交易價值達 19 兆 3,570 億越南盾。

房地產股飆升並繼續強勁上漲，例如 VHM (+7%)，KDH (+6.7%)，VRE (+4.6%)，VIC (+1.8%)。不僅如此，漲勢還在許多其他股票上出現，例如 VNM (+3.5%)，VJC (+3.8%)，SBT (+4.8%)，STB (+3.6%)，MWG (+3.6%)，FPT (+2.2%)，SAB (+2.1%) 等。在下跌方面，總觀拋售壓力不大，其中金融股出現修正的跡象，如 VND (-4.4%)，HMC (-2.1%)，SSI (-1.8%)，TCB (-1.3%)，EIB (-1%)，MBB (-0.9%) 等。

同時，中型股和仙股綠漲，並繼續強勁上漲，例如 HQC (+6.8%)，HAG (+5.5%)，GEX (+6%)，ROS (+6.7%)，PVD (+6.9%)，HAI (+6.7%)，AAA (+4.3%) 等。

外資在市場上賣超，總市值為 3380 億越南盾。LPB (2,120 億)，HPG (1,850 億) 和 VND (1,240 億) 是外資拋售率最高的股票。在買超方面，KBC (1,790 億)，VRE (980 億)，FUEVFVND (950 億)，E1VFN30 (880 億) 位居榜首。

市場短期觀點

我們認為市場在下一個交易日可能會繼續向 VN-Index 的 1200 點水平前進。同時，積極的是，短期現金流量仍處於較高水平，並且在各類股票之間顯示出分化的跡象，在接下來的幾個交易日中，分化水平可能會增加，並且投資者需要觀測該走勢，如果分化水平持續增加，則短期上漲趨勢可能會遇到困難。

總觀市場的短期趨勢仍然為上漲。因此，我們建議短期投資者持有較高的股票比例，並在接下來的幾個交易日中觀察市場，尤其要注意投資組合和股票的短期風險管理，以低比例進行投資。

請在 <https://ysradar.yuanta.com.vn/> 查看有關股票的信號。



We Create **Fortune**

技術分析圖



指數技術分析圖 VN-Index



指數技術分析圖 HNX-Index

指數	短期趨勢	中期趨勢	阻力區 1	阻力區 2	支撐區 1	支撐區 2
VN-Index	上漲	上漲	1200	1250	1136	1077
HNX-Index	上漲	上漲	222	248	180	169
VN30	上漲	上漲	1070	1130	1021	960
VNMidcaps	上漲	上漲	992	1,030	969	963
VNSmallcaps	上漲	上漲	835	845	822	804

We Create Fortune

胡志明市交易所 (HSX)

	收盤	漲跌%
VNI	1184.89	1.47%
VN30	1163.4	1.35%
VN Mid	1349.91	0.96%
VN Small	1148.45	1.28%

河內交易所 (HSX)

	收盤	漲跌%
HNI	219.12	0.79%
HN30	353.63	0.60%
VNX AllSh	1118.27	1.56%

UPCOM 市場 (UPCoM)

	收盤	漲跌%
UPCoM	76.95	1.16%

外資交易	成交值 (十億盾)
買進	1621.63
賣出	1875.62
買超/賣超	-254

外資交易	成交值 (十億盾)
買進	4.35
賣出	38.31
買超/賣超	-33.96

外資交易	成交值 (十億盾)
買進	20.21
賣出	70.90
買超/賣超	-50.69

上漲排名/ 股碼	漲跌 (VND)	漲跌%
FLC	310	6.98%
TDC	1150	6.97%
LSS	650	6.95%
VHM	6700	6.95%
BCM	3250	6.91%

上漲排名/ 股碼	漲跌 (VND)	漲跌%
IDJ	1300	8.39%
IVS	700	7.87%
IDC	3200	7.82%
BCC	700	7.45%
TVC	900	7.14%

上漲排名/ 股碼	漲跌 (VND)	漲跌%
PVP	1688	14.55%
MSR	2058	8.83%
BSR	914	8.16%
SBS	286	5.20%
BOT	3084	5.15%

下跌排名/ 股碼	漲跌 (VND)	漲跌%
BKG	-1150	-6.97%
VDS	-900	-6.12%
VNG	-800	-5.37%
BSI	-850	-5.06%
VND	-1300	-4.39%

下跌排名/ 股碼	漲跌 (VND)	漲跌%
MBS	-1000	-4.76%
NRC	-800	-4.55%
SHS	-500	-1.87%
CEO	-200	-1.63%
SHB	-300	-1.57%

下跌排名/ 股碼	漲跌 (VND)	漲跌%
ORS	-292	-2.10%
PVM	-574	-1.99%
ABI	-779	-1.91%
PXL	-194	-1.69%
LTG	-437	-1.56%

*備註：市值>5,000 億盾；成交值>15 億盾

市值排名/ 股碼	十億盾
VCB	388,690
VIC	378,156
VHM	317,109
VNM	234,040
BID	195,068

市值排名/ 股碼	十億盾
THD	42,945
SHB	33,527
VCS	13,502
IDC	12,270
PVS	9,798

市值排名/ 股碼	十億盾
ACV	176,168
MCH	67,730
VEA	61,308
BSR	34,704
MSR	25,565

交易量排 名/股碼	成交值	30 日均
STB	33,693,100	25,550,270
KBC	31,499,500	7,703,695
FLC	31,098,200	13,039,855
HAG	30,196,600	15,627,843
HQC	24,877,000	13,931,748

交易量排 名/股碼	成交值	30 日均
SHB	38,329,720	12,148,852
KLF	11,253,719	5,184,456
PVS	10,435,634	10,206,912
HUT	9,689,199	11,295,255
NVB	6,870,099	4,197,783

交易量排 名/股碼	成交值	30 日均
BSR	12,666,475	9,403,649
SBS	3,312,928	3,494,834
OIL	2,911,275	2,284,177
AAS	2,516,092	2,739,469
G36	2,041,418	1,611,675

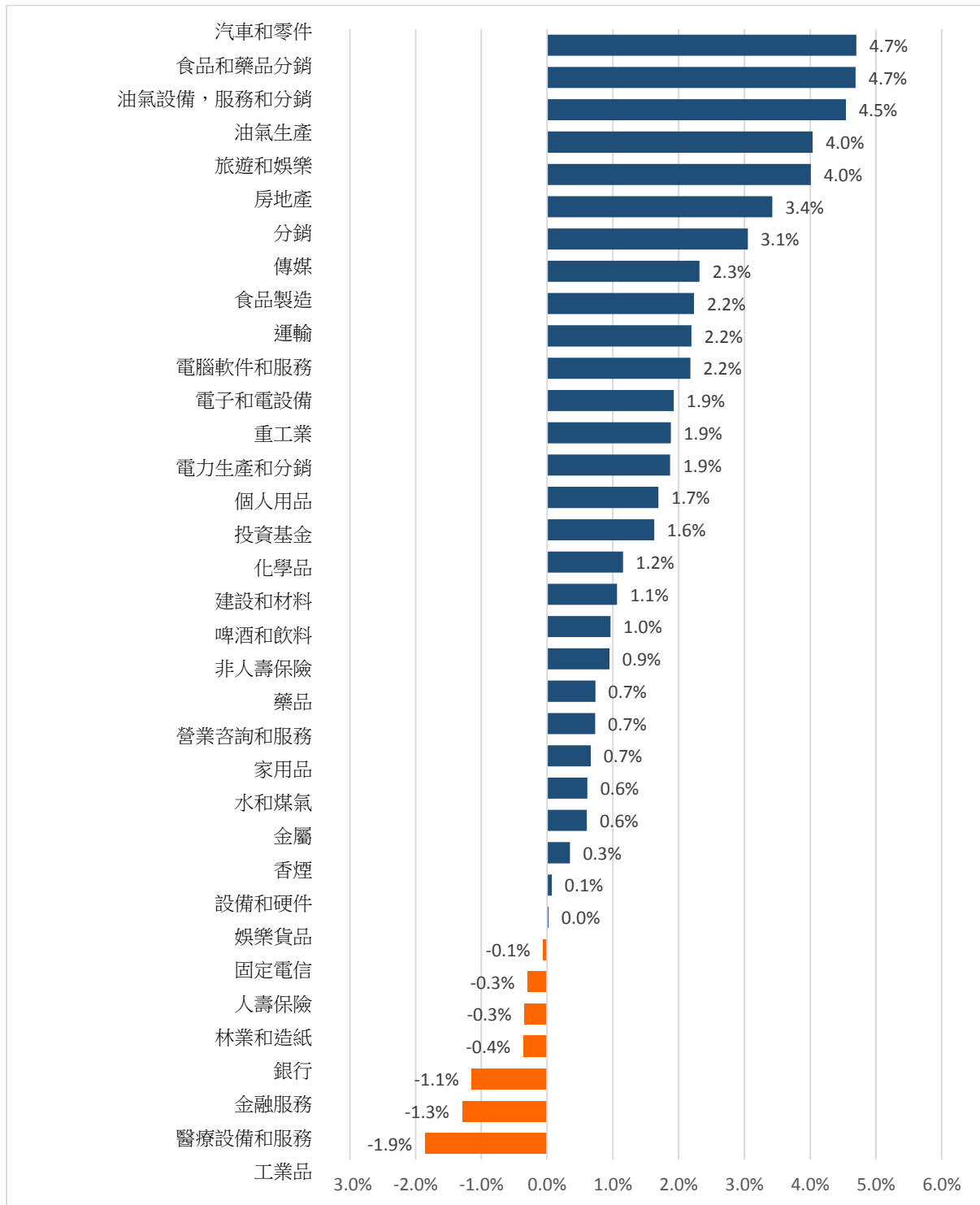
資料源: Bloomberg & Yuanta Research

資料源: Bloomberg & Yuanta Research

資料源: Bloomberg & Yuanta Research

We Create Fortune

各行業板塊的交易走勢



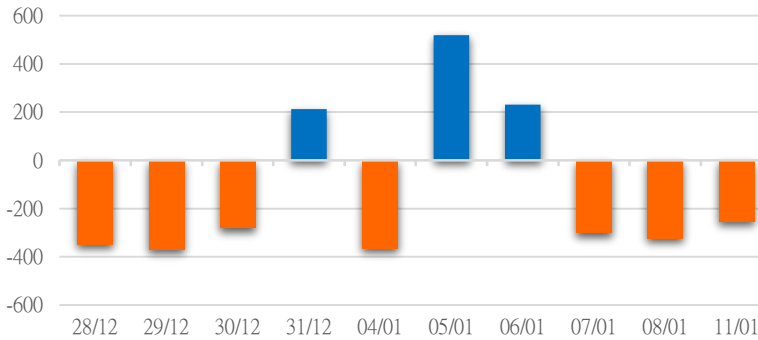
資料源: FiinPro - YSVN



We Create Fortune

外資買進賣統計

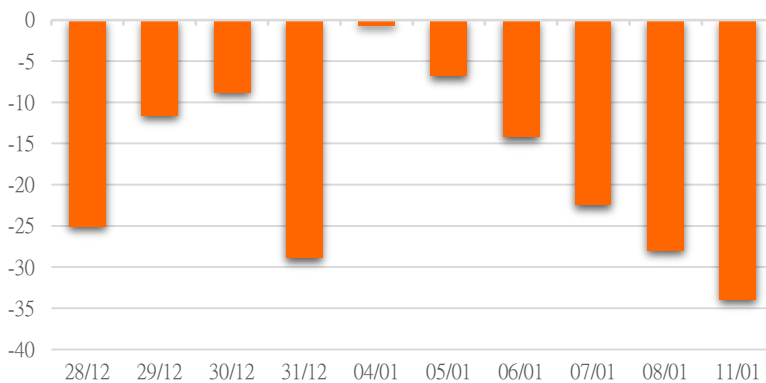
HSX 外資每日買/賣超



證券代碼	買超金額 (百萬盾)	證券代碼	賣超金額 (百萬盾)
KBC	178,852	LPB	211,875
VRE	98,284	HPG	184,998
FUEVFNVD	94,837	VND	123,687
E1VFN30	87,720	VIC	64,459
MSB	69,426	CTG	47,411

HSX 外資買/賣超的前 5 名

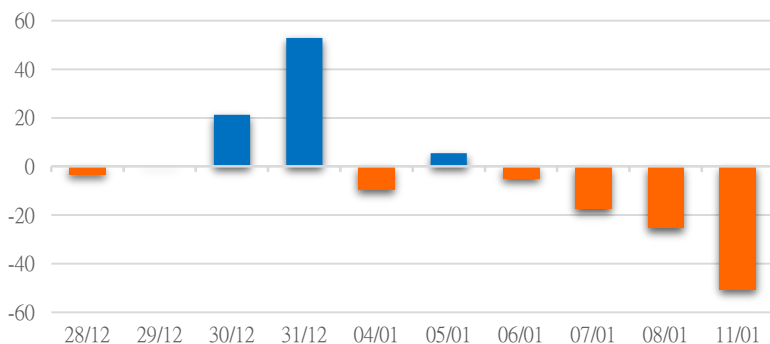
HNX 外資每日買/賣超



證券代碼	買超金額 (百萬盾)	證券代碼	賣超金額 (百萬盾)
TAR	695	SHS	11,767
SZB	481	PVS	8,361
SHB	452	BVS	5,073
TIG	99	VCS	3,414
SD5	95	APS	2,805

HNX 外資買/賣超的前 5 名

UPCOM 外資每日買/賣超



證券代碼	買超金額 (百萬盾)	證券代碼	賣超金額 (百萬盾)
VEA	5,567	CTR	2,814
MCH	2,391	ACV	2,117
MML	459	QNS	1,197
ADG	169	MSR	293
NAB	88	AFX	261

UPCOM 外資買/賣超的前 5 名

源: FiinPro - YSVN



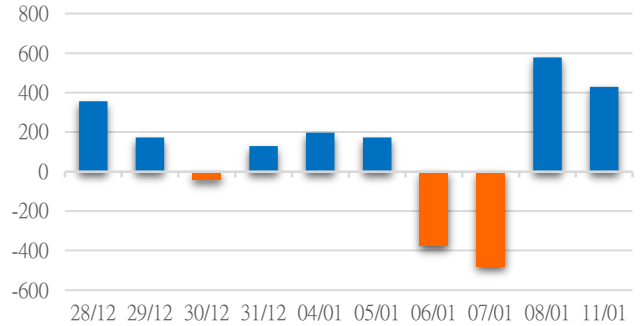
We Create **Fortune**

自營進出統計

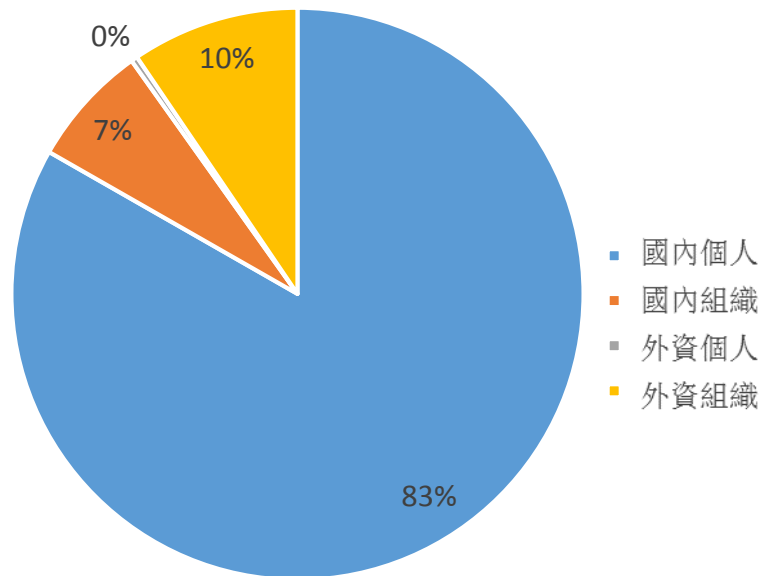
證券代碼	買超金額 (百萬盾)	證券代碼	賣超金額 (百萬盾)
VIC	126,333	FUEVFNVD	95,441
VHM	66,660	SSI	48,879
DXG	49,724	BSI	14,249
FPT	43,088	E1VFN30	13,566
HPG	34,449	CII	13,375

券商自營交易最大前名

券商自營交易每日買/賣超 (bil.VND)



越南證券市場投資人類別統計

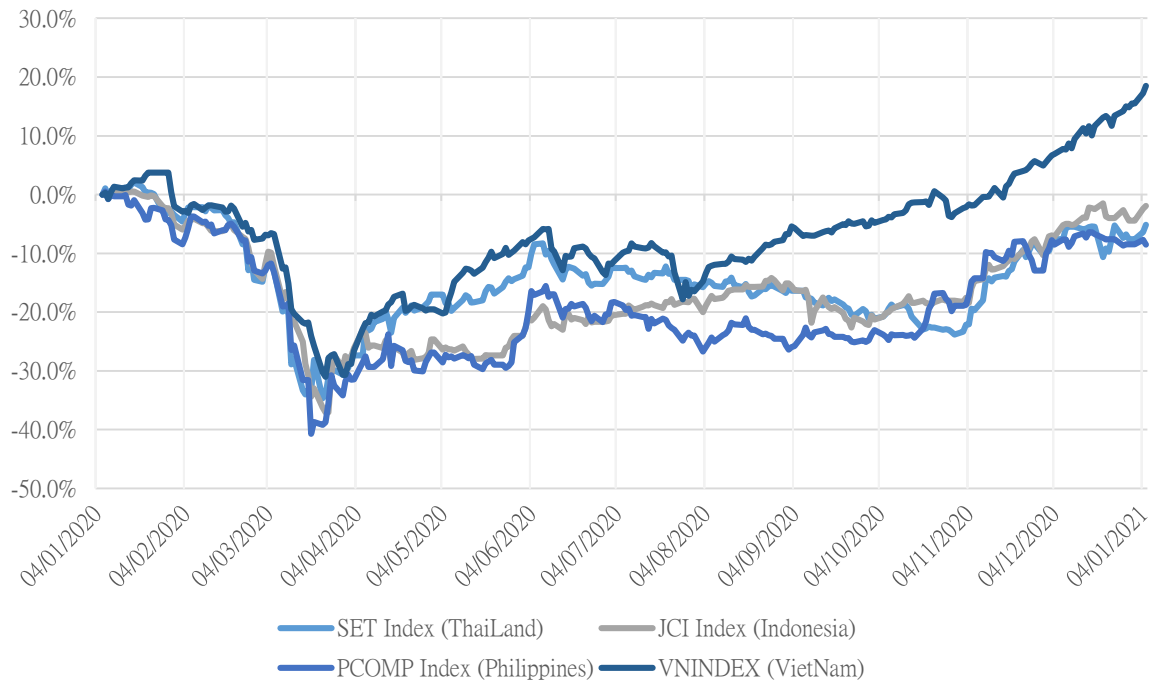


資料源: FinPro - YSVN



We Create Fortune

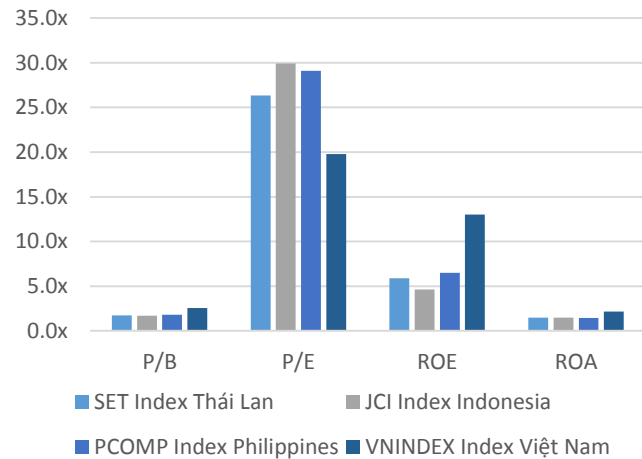
東南亞主要市場走勢比較



東南亞主要市場數據

		Thailand	Indonesia	Philippines	Vietnam
P/B		1.7x	1.7x	1.8x	2.6x
P/E		26.3x	29.9x	29.1x	19.8x
ROE	%	5.89	4.63	6.50	13.00
ROA	%	1.47	1.47	1.46	2.16
Vốn hóa	Tỷ USD	565.67	511.91	192.00	187.51
GTGD	Triệu USD	3.78	1.54	0.10	0.69
LS cổ tức	%	2.58	2.20	1.51	1.36

源：Bloomberg & YSVN





We Create **Fortune**

元大證券（越南）公司

個人客戶分析部

Nguyễn Th ê Minh

研究分析經理

+84 28 3622 6868 ext 3826
minh.nguyen@yuanta.com.vn

Lý Thị Hi ề n

研究分析主管

+84 28 3622 6868 ext 3908
hien.ly@yuanta.com.vn

Quách Đức Khánh

高級分析專員

+84 28 3622 6868 ext 3833
khanh.quach@yuanta.com.vn

Nguyễn Trịnh Ngọc Hồng

高級分析專員

+84 28 3622 6868 ext 3832
hong.nguyen@yuanta.com.vn

Phạm Tấn Phát

高級分析專員

+84 28 3622 6868 ext 3880
phat.pham@yuanta.com.vn

個人客戶業務部

Nguyễn Thanh Tùng

總公司業務經理

+84 28 3622 6868 ext 3609
tung.nguyen@yuanta.com.vn

Phạm Đ ắc Thành

北部區域經理

+84 28 3622 6868 ext 3416
thanh.pham@yuanta.com.vn

Nguyễn Mạnh Hoạt

南部區域經理(胡志明市區域)

+84 28 3622 6868 ext 3847
hoat.nguyen@yuanta.com.vn

Lương Kỳ Ty

堤岸分行經理

+84 28 3622 6868 ext 3653
ty.luong@yuanta.com.vn

Bùi Quốc Phong

同奈分行經理

+84 28 3622 6868 ext 3701
phong.bui@yuanta.com.vn

Võ Thị Thu Thủy

平陽分行經理

+84 28 3622 6868 ext 3505
thuy.vo@yuanta.com.vn

Nguyễn Việt Quang

河內分行經理

+84 28 3622 6868 ext 3404
quang.nguyen@yuanta.com.vn

Võ Đình Tuấn

峴港分行經理

+84 28 3622 6868 ext 3301
tuan.vo@yuanta.com.vn

Đình Thị Thu Cúc

頭頓分行經理

+84 28 3622 6868 ext 3203
cuc.dinh@yuanta.com.vn



We Create **Fortune**

Appendix A: Important Disclosures

Analyst Certification

Each research analyst primarily responsible for the content of this research report, in whole or in part, certifies that with respect to each security or issuer that the analyst covered in this report: (1) all of the views expressed accurately reflect his or her personal views about those securities or issuers; and (2) no part of his or her compensation was, is, or will be, directly or indirectly, related to the specific recommendations or views expressed by that research analyst in the research report.

Ratings Definitions

BUY: We have a positive outlook on the stock based on our expected absolute or relative return over the investment period. Our thesis is based on our analysis of the company's outlook, financial performance, catalysts, valuation and risk profile. We recommend investors add to their position.

HOLD-Outperform: In our view, the stock's fundamentals are relatively more attractive than peers at the current price. Our thesis is based on our analysis of the company's outlook, financial performance, catalysts, valuation and risk profile.

HOLD-Underperform: In our view, the stock's fundamentals are relatively less attractive than peers at the current price. Our thesis is based on our analysis of the company's outlook, financial performance, catalysts, valuation and risk profile.

SELL: We have a negative outlook on the stock based on our expected absolute or relative return over the investment period. Our thesis is based on our analysis of the company's outlook, financial performance, catalysts, valuation and risk profile. We recommend investors reduce their position.

Under Review: We actively follow the company, although our estimates, rating and target price are under review.

Restricted: The rating and target price have been suspended temporarily to comply with applicable regulations and/or Yuanta policies.

Note: Yuanta research coverage with a Target Price is based on an investment period of 12 months. Greater China Discovery Series coverage does not have a formal 12 month Target Price and the recommendation is based on an investment period specified by the analyst in the report.

Global Disclaimer

© 2018 Yuanta. All rights reserved. The information in this report has been compiled from sources we believe to be reliable, but we do not hold ourselves responsible for its completeness or accuracy. It is not an offer to sell or solicitation of an offer to buy any securities. All opinions and estimates included in this report constitute our judgment as of this date and are subject to change without notice.

This report provides general information only. Neither the information nor any opinion expressed herein constitutes an offer or invitation to make an offer to buy or sell securities or other investments. This material is prepared for general circulation to clients and is not intended to provide tailored investment advice and does not take into account the individual financial situation and objectives of any specific person who may receive this report. Investors should seek financial advice regarding the appropriateness of investing in any securities, investments or investment strategies discussed or recommended in this report. The information contained in this report has been compiled from sources believed to be reliable but no representation or warranty, express or implied, is made as to its accuracy, completeness or correctness. This report is not (and should not be construed as) a solicitation to act as securities broker or dealer in any jurisdiction by any person or company that is not legally permitted to carry on such business in that jurisdiction.

Yuanta research is distributed in the United States only to Major U.S. Institutional Investors (as defined in Rule 15a-6 under the Securities Exchange Act of 1934, as amended and SEC staff interpretations thereof). All transactions by a US person in the securities mentioned in this report must be effected through a registered broker-dealer under Section 15 of the Securities Exchange Act of 1934, as amended. Yuanta research is distributed in Taiwan by Yuanta Securities Investment Consulting. Yuanta research is distributed in Hong Kong by Yuanta Securities (Hong Kong) Co. Limited, which is licensed in Hong Kong by the Securities and Futures Commission for regulated activities, including Type 4 regulated activity (advising on securities). In Hong Kong, this research report may not be redistributed, retransmitted or disclosed, in whole or in part or any form or manner, without the express written