

當日市場：來自大型股的強大拋售壓力

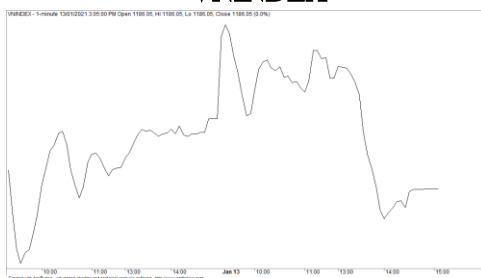
2021/01/13

市場走勢

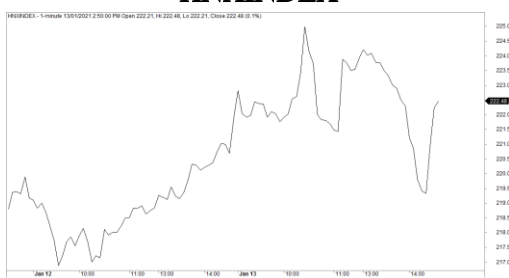
市場指數	VNI	HNI	UPCOM
收盤	1,186.05	222.49	77.93
%日	-0.52%	0.23%	0.05%
%週	3.75%	5.11%	4.16%
%月	13.39%	37.07%	13.40%
%年	22.80%	117.49%	40.06%
成交值(十億盾)			
當日	17,843	3,133	1,088
日均量/週	17,254	2,527	1,037
日均量/月	14,716	1,893	984
外資進出			
買進	1,584.30	23.85	40.17
賣出	1,861.21	79.66	53.41
買賣超	-276.92	-55.81	-13.24
市場漲跌家數			
上漲	149	90	162
下跌	206	113	95
持平	55	160	646
市場指標			
P/E	19.22	16.21	28.24
總市值 (兆盾)	4,429	269	1,085
股息殖利率	2.26%	3.37%	3.73%

資料源: Bloomberg - YSVN

VNINDEX



HNIINDEX



市場走勢

市場在強大的阻力位下出現了巨大的賣壓，從而出現分化，因此 HOSE 指數出現了修正。VNI-Index 從 1,200 點修正，收於 1186.05 點，下跌 0.52%。HNX-Index 則上漲 0.23%，收於 222.49 點。Upcom-Index 上漲 0.05%。三大市場的交易價值達 19 兆 5,750 億越南盾。

經過長期的上漲之後，HOSE 指數有所修正。儘管大規模變紅，但拋售壓力僅集中於大型股上，例如 VHM (-2.4%)，VIC (-2.9%)，VNM (-1.5%)，VRE (-1.4%) 導致指數下跌。從好的方面來看，GVR (+6.9%)，VPB (+2.3%)，EIB (+6.4%)，FPT (+1.1%) 出現了積極的漲勢。GVR 報收於 31,850 盾/股，也是該股的新歷史高位。

盤中的亮點是中小盤股，如 KBC (+4.5%)，PDR (+3.5%)，TDC (+2.2%) 逆市而行。

HAG 是市場流動性的榜首，交易量超過 2900 萬股，收盤價為 6,000 越南盾/股。

外資賣超 3,460 億盾，其中 HPG (2,920 億)，VND (890 億) 和 SSI (760 億) 被外資拋售最多。在買超方面，NVL (2,080 億)，FUEVFN1,720 億，E1VFN30 (850 億)，VRE (533 億) 位居榜首。

市場短期觀點

我們認為市場可能在下一個交易日繼續回調，但我們認為這種回調可能不會發生得太強烈，或者 VN-Index 可能會回到上漲趨勢並重新測試 1200 點。同時，我們認為短期風險仍然較低，但市場在經歷一系列強勁上漲後，主要是由於獲利壓力而出現回調，而 VN-Index 正面臨強大的阻力位 1200 點的門檻。

總觀市場的短期趨勢仍然為上漲。因此，我們建議短期投資者在投資組合中持有較高比例的股票，並留意持有的投資組合，僅應以低比例進行新的投資。

請在 <https://ysradar.yuanta.com.vn/> 查看有關股票的信號。



We Create Fortune

技術分析圖



指數技術分析圖 VN-Index



指數技術分析圖 HNX-Index

指數	短期趨勢	中期趨勢	阻力區 1	阻力區 2	支撐區 1	支撐區 2
VN-Index	上漲	上漲	1200	1250	1136	1077
HNX-Index	上漲	上漲	222	248	180	169
VN30	上漲	上漲	1070	1130	1021	960
VNMidcaps	上漲	上漲	992	1,030	969	963
VNSmallcaps	上漲	上漲	835	845	822	804



We Create Fortune

胡志明市交易所 (HSX)

	收盤	漲跌%
VNI	1186.05	-0.52%
VN30	1164.57	-0.38%
VN Mid	1361.67	-0.60%
VN Small	1165.07	0.10%

河內交易所 (HSX)

	收盤	漲跌%
HNI	222.49	0.23%
HN30	357.06	0.45%
VNX AllSh	1119.08	-0.59%

UPCOM 市場 (UPCoM)

	收盤	漲跌%
UPCoM	77.93	0.05%

外資交易	成交值 (十億盾)
買進	1584.3
賣出	1861.21
買超/賣超	-276.92

外資交易	成交值 (十億盾)
買進	23.85
賣出	79.66
買超/賣超	-55.81

外資交易	成交值 (十億盾)
買進	40.17
賣出	53.41
買超/賣超	-13.24

上漲排名/ 股碼	漲跌 (VND)	漲跌%
HTN	3050	7.00%
DLG	120	6.98%
ROS	200	6.97%
AGG	2100	6.90%
PSH	1250	6.89%

上漲排名/ 股碼	漲跌 (VND)	漲跌%
VNR	2300	9.62%
TIG	700	9.09%
MBG	500	6.41%
PGS	1100	5.47%
L14	3000	4.92%

上漲排名/ 股碼	漲跌 (VND)	漲跌%
HTM	1523	10.80%
TID	2434	9.18%
VCR	1952	7.93%
EVF	771	7.71%
PXL	825	7.30%

下跌排名/ 股碼	漲跌 (VND)	漲跌%
CVT	-3050	-6.63%
HHS	-450	-6.47%
TVB	-800	-5.67%
CTS	-950	-5.57%
VNE	-320	-4.90%

下跌排名/ 股碼	漲跌 (VND)	漲跌%
VNT	-6600	-8.57%
TVC	-400	-3.01%
IDJ	-500	-2.96%
BVS	-600	-2.56%
LAS	-200	-2.38%

下跌排名/ 股碼	漲跌 (VND)	漲跌%
BOT	-2398	-4.21%
SBS	-128	-2.29%
G36	-318	-1.83%
SGB	-231	-1.55%
OIL	-168	-1.30%

*備註：市值>5,000 億盾；成交值>15 億盾

市值排名/ 股碼	十億盾
VCB	388,690
VIC	375,788
VHM	331,912
VNM	239,264
BID	194,867

市值排名/ 股碼	十億盾
THD	45,115
SHB	33,527
VCS	13,952
IDC	12,930
PVS	9,798

市值排名/ 股碼	十億盾
ACV	179,241
MCH	70,489
VEA	65,438
BSR	39,079
MSR	27,013

交易量排 名/股碼	成交值	30 日均
STB	35,894,640	26,968,026
HAG	29,419,900	17,586,176
FLC	26,281,100	15,575,956
HQC	23,887,800	16,145,228
ROS	20,787,110	12,922,455

交易量排 名/股碼	成交值	30 日均
SHB	72,036,889	16,965,497
PVS	15,563,030	11,018,747
KLF	10,193,978	6,382,406
HUT	9,999,697	11,646,814
TIG	8,238,416	2,227,044

交易量排 名/股碼	成交值	30 日均
BSR	10,981,725	9,802,345
MSR	2,830,830	2,034,617
AAS	2,629,681	2,935,547
OIL	2,230,473	2,298,464
PVP	2,171,334	711,614

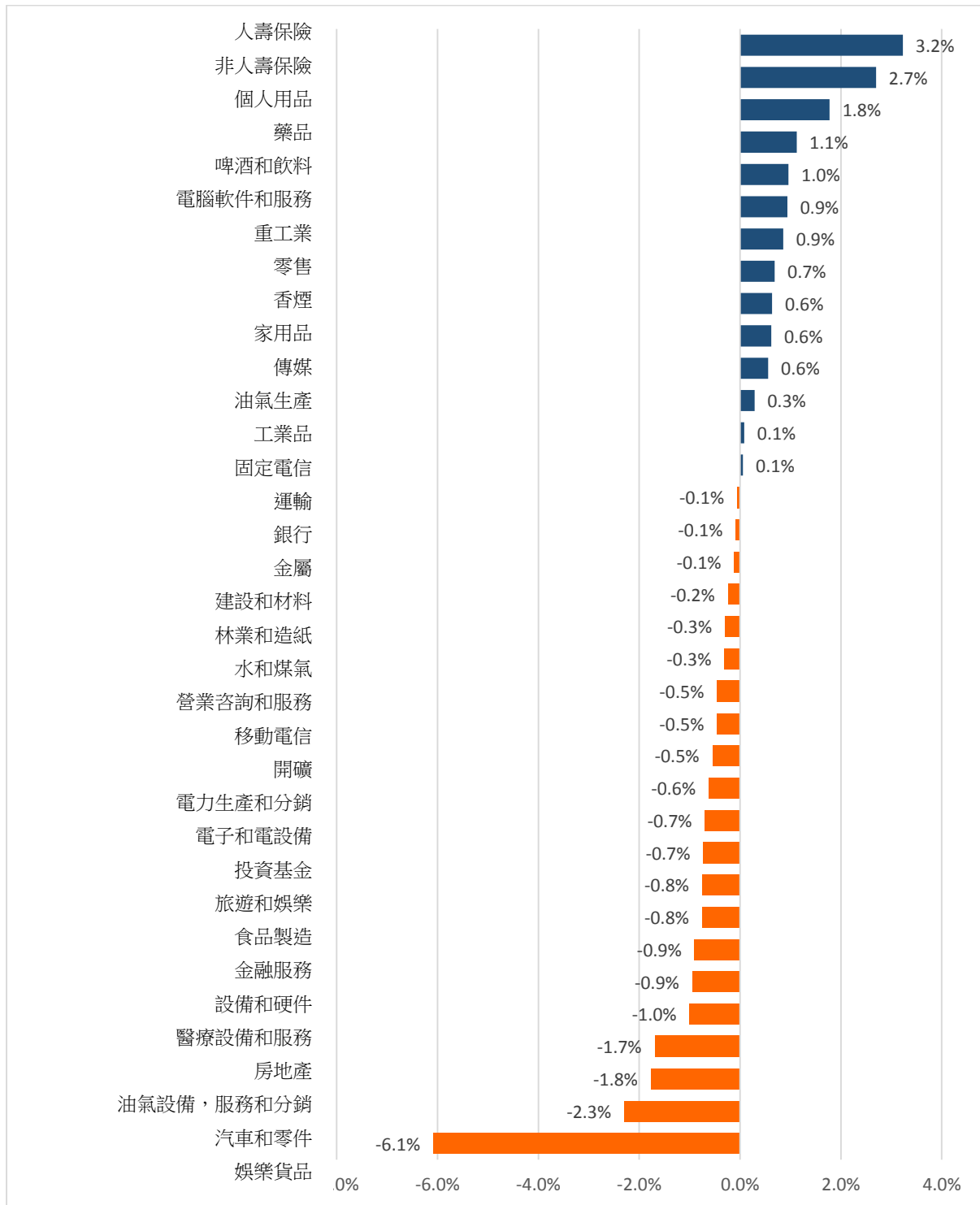
資料源: Bloomberg & Yuanta Research

資料源: Bloomberg & Yuanta Research

資料源: Bloomberg & Yuanta Research

We Create Fortune

各行業板塊的交易走勢



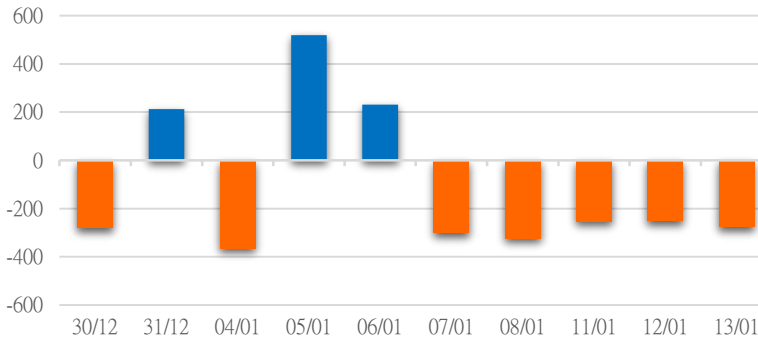
資料源: FiinPro - YSVN



We Create Fortune

外資買進賣統計

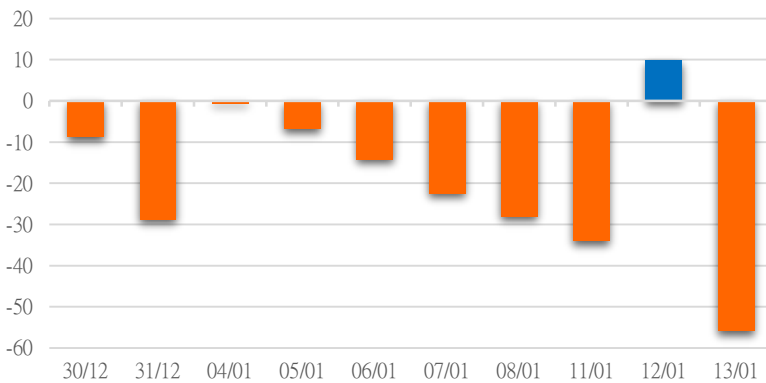
HSX 外資每日買/賣超



證券代碼	買超金額 (百萬盾)	證券代碼	賣超金額 (百萬盾)
NVL	207,810	HPG	291,864
FUEVFNVD	171,275	VND	88,831
E1VFN30	85,455	SSI	75,717
VRE	53,332	VSC	58,382
HDB	39,442	CTG	55,964

HSX 外資買/賣超的前 5 名

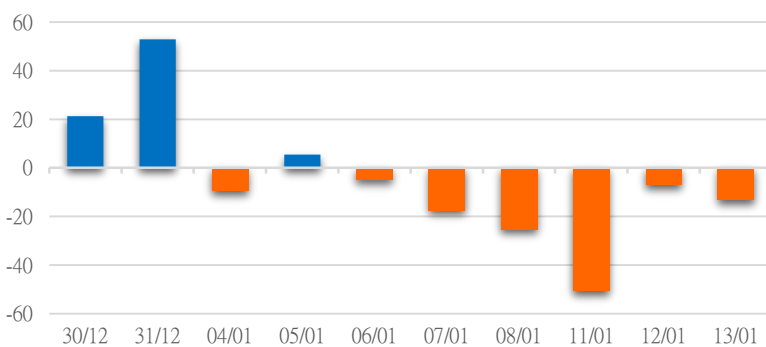
HNX 外資每日買/賣超



證券代碼	買超金額 (百萬盾)	證券代碼	賣超金額 (百萬盾)
SHS	10,004	SHB	35,398
VCS	2,410	PVS	30,554
IDV	836	BVS	2,664
MBG	585	IDJ	1,517
BTS	575	VNR	983

HNX 外資買/賣超的前 5 名

UPCOM 外資每日買/賣超



證券代碼	買超金額 (百萬盾)	證券代碼	賣超金額 (百萬盾)
MCH	4,913	MSR	14,436
QNS	4,035	BSR	6,717
VEA	3,949	ACV	2,260
MML	1,245	BMF	304
CTR	730	ACE	260

UPCOM 外資買/賣超的前 5 名

源: FiinPro - YSVN



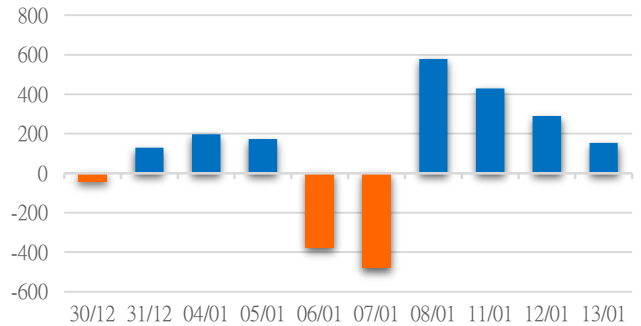
We Create **Fortune**

自營進出統計

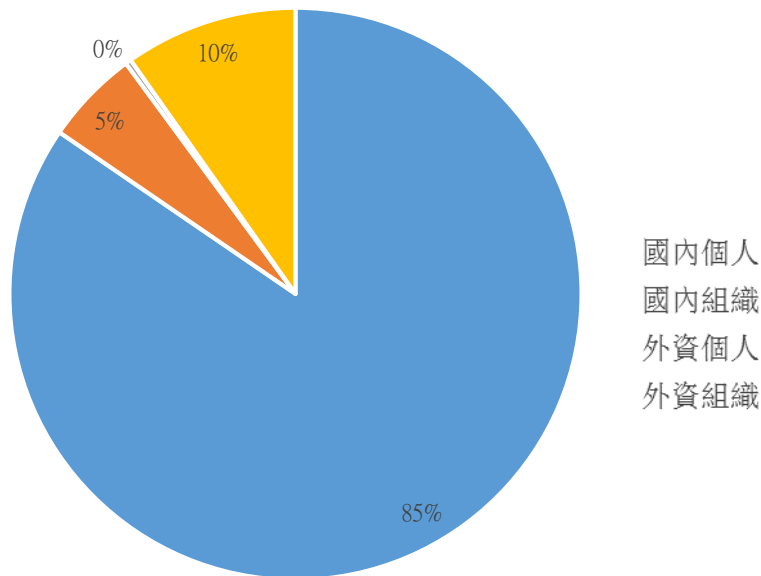
證券代碼	買超金額 (百萬盾)	證券代碼	賣超金額 (百萬盾)
FPT	61,097	E1VFN30	90,269
DXG	31,838	FUEVFVND	14,389
MBB	23,391	IJC	11,064
DIG	17,179	TCB	7,154
VNM	16,351	AGG	3,245

券商自營交易最大前名

券商自營交易每日買/賣超 (bil.VND)



越南證券市場投資人類別統計

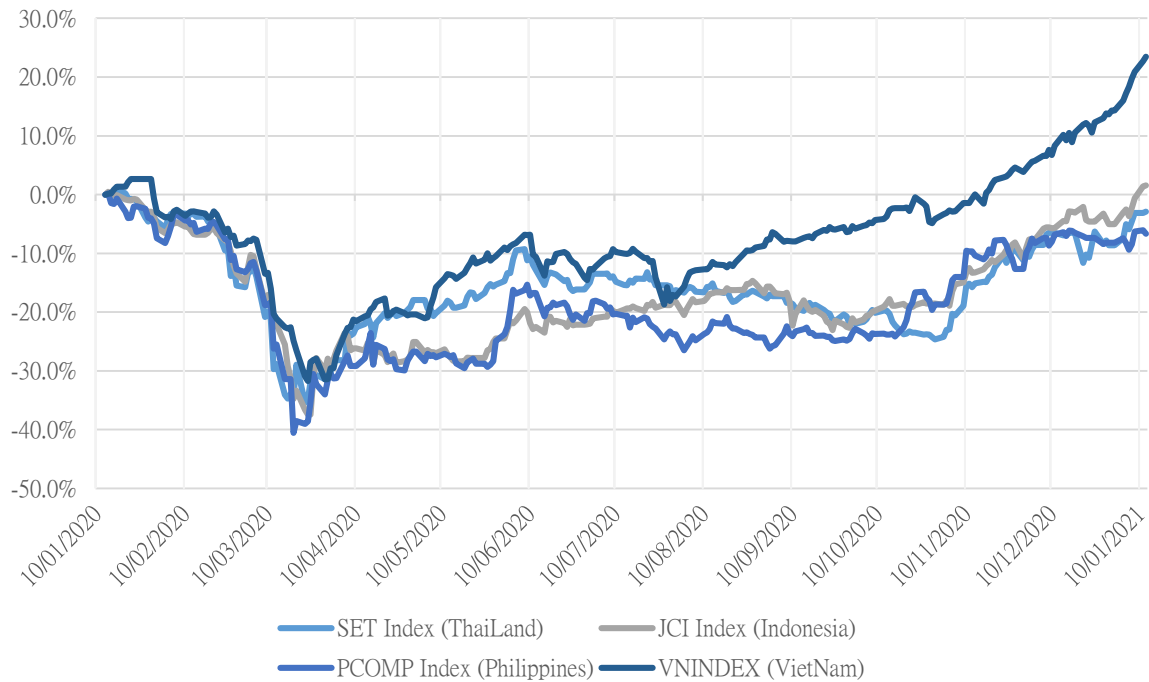


資料源: FinPro - YSVN



We Create Fortune

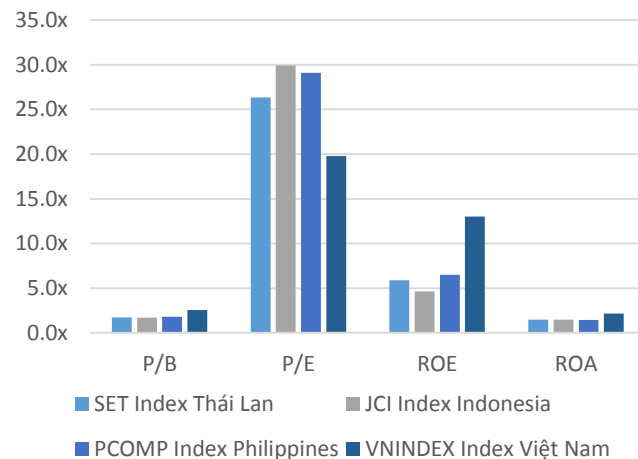
東南亞主要市場走勢比較



東南亞主要市場數據

		Thailand	Indonesia	Philippines	Vietnam
P/B		1.7x	1.7x	1.8x	2.6x
P/E		26.7x	30.2x	28.8x	19.8x
ROE	%	5.89	4.63	6.50	13.00
ROA	%	1.47	1.47	1.46	2.16
Vốn hóa	Tỷ USD	568.82	525.58	191.12	191.33
GTGD	Triệu USD	2.66	1.75	0.07	0.63
LS cổ tức	%	2.55	2.18	1.53	1.37

源：Bloomberg & YSVN





We Create **Fortune**

元大證券（越南）公司

個人客戶分析部

Nguyễn Th ê Minh

研究分析經理

+84 28 3622 6868 ext 3826
minh.nguyen@yuanta.com.vn

Lý Thị Hi ề n

研究分析主管

+84 28 3622 6868 ext 3908
hien.ly@yuanta.com.vn

Quách Đức Khánh

高級分析專員

+84 28 3622 6868 ext 3833
khanh.quach@yuanta.com.vn

Nguyễn Trịnh Ngọc Hồng

高級分析專員

+84 28 3622 6868 ext 3832
hong.nguyen@yuanta.com.vn

Phạm Tấn Phát

高級分析專員

+84 28 3622 6868 ext 3880
phat.pham@yuanta.com.vn

個人客戶業務部

Nguyễn Thanh Tùng

總公司業務經理

+84 28 3622 6868 ext 3609
tung.nguyen@yuanta.com.vn

Phạm Đ ắc Thành

北部區域經理

+84 28 3622 6868 ext 3416
thanh.pham@yuanta.com.vn

Nguyễn Mạnh Hoạt

南部區域經理(胡志明市區域)

+84 28 3622 6868 ext 3847
hoat.nguyen@yuanta.com.vn

Lương Kỳ Ty

堤岸分行經理

+84 28 3622 6868 ext 3653
ty.luong@yuanta.com.vn

Bùi Quốc Phong

同奈分行經理

+84 28 3622 6868 ext 3701
phong.bui@yuanta.com.vn

Võ Thị Thu Thủy

平陽分行經理

+84 28 3622 6868 ext 3505
thuy.vo@yuanta.com.vn

Nguyễn Việt Quang

河內分行經理

+84 28 3622 6868 ext 3404
quang.nguyen@yuanta.com.vn

Võ Đình Tuấn

峴港分行經理

+84 28 3622 6868 ext 3301
tuan.vo@yuanta.com.vn

Đình Thị Thu Cúc

頭頓分行經理

+84 28 3622 6868 ext 3203
cuc.dinh@yuanta.com.vn



We Create **Fortune**

Appendix A: Important Disclosures

Analyst Certification

Each research analyst primarily responsible for the content of this research report, in whole or in part, certifies that with respect to each security or issuer that the analyst covered in this report: (1) all of the views expressed accurately reflect his or her personal views about those securities or issuers; and (2) no part of his or her compensation was, is, or will be, directly or indirectly, related to the specific recommendations or views expressed by that research analyst in the research report.

Ratings Definitions

BUY: We have a positive outlook on the stock based on our expected absolute or relative return over the investment period. Our thesis is based on our analysis of the company's outlook, financial performance, catalysts, valuation and risk profile. We recommend investors add to their position.

HOLD-Outperform: In our view, the stock's fundamentals are relatively more attractive than peers at the current price. Our thesis is based on our analysis of the company's outlook, financial performance, catalysts, valuation and risk profile.

HOLD-Underperform: In our view, the stock's fundamentals are relatively less attractive than peers at the current price. Our thesis is based on our analysis of the company's outlook, financial performance, catalysts, valuation and risk profile.

SELL: We have a negative outlook on the stock based on our expected absolute or relative return over the investment period. Our thesis is based on our analysis of the company's outlook, financial performance, catalysts, valuation and risk profile. We recommend investors reduce their position.

Under Review: We actively follow the company, although our estimates, rating and target price are under review.

Restricted: The rating and target price have been suspended temporarily to comply with applicable regulations and/or Yuanta policies.

Note: Yuanta research coverage with a Target Price is based on an investment period of 12 months. Greater China Discovery Series coverage does not have a formal 12 month Target Price and the recommendation is based on an investment period specified by the analyst in the report.

Global Disclaimer

© 2018 Yuanta. All rights reserved. The information in this report has been compiled from sources we believe to be reliable, but we do not hold ourselves responsible for its completeness or accuracy. It is not an offer to sell or solicitation of an offer to buy any securities. All opinions and estimates included in this report constitute our judgment as of this date and are subject to change without notice.

This report provides general information only. Neither the information nor any opinion expressed herein constitutes an offer or invitation to make an offer to buy or sell securities or other investments. This material is prepared for general circulation to clients and is not intended to provide tailored investment advice and does not take into account the individual financial situation and objectives of any specific person who may receive this report. Investors should seek financial advice regarding the appropriateness of investing in any securities, investments or investment strategies discussed or recommended in this report. The information contained in this report has been compiled from sources believed to be reliable but no representation or warranty, express or implied, is made as to its accuracy, completeness or correctness. This report is not (and should not be construed as) a solicitation to act as securities broker or dealer in any jurisdiction by any person or company that is not legally permitted to carry on such business in that jurisdiction.

Yuanta research is distributed in the United States only to Major U.S. Institutional Investors (as defined in Rule 15a-6 under the Securities Exchange Act of 1934, as amended and SEC staff interpretations thereof). All transactions by a US person in the securities mentioned in this report must be effected through a registered broker-dealer under Section 15 of the Securities Exchange Act of 1934, as amended. Yuanta research is distributed in Taiwan by Yuanta Securities Investment Consulting. Yuanta research is distributed in Hong Kong by Yuanta Securities (Hong Kong) Co. Limited, which is licensed in Hong Kong by the Securities and Futures Commission for regulated activities, including Type 4 regulated activity (advising on securities). In Hong Kong, this research report may not be redistributed, retransmitted or disclosed, in whole or in part or any form or manner, without the express written