

當日市場：金融股繼續強勁的上漲趨勢

2021/01/15

市場走勢

市場指數	VNI	HNI	UPCOM
收盤	1,194.20	225.47	78.64
%日	0.57%	1.44%	1.14%
%週	2.27%	3.71%	3.38%
%月	13.17%	34.31%	12.96%
%年	23.42%	118.50%	42.08%
成交值(十億盾)			
當日	18,515	2,952	1,100
日均量/週	17,471	2,565	1,016
日均量/月	15,066	1,960	926
外資進出			
買進	1,120.93	40.90	33.44
賣出	3,228.76	16.76	78.85
買賣超	-2,107.83	24.14	-45.42
市場漲跌家數			
上漲	227	139	219
下跌	128	65	134
持平	57	158	550
市場指標			
P/E	19.14	16.23	28.31
總市值 (兆盾)	4,415	268	1,084
股息殖利 ²	2.32%	3.37%	3.71%

資料源: Bloomberg - YSVN

VNINDEX



HNIINDEX



市場走勢

由於金融股的積極走勢，所有主要指數市場均強勁反彈上漲。VNI-Index 上漲 0.57%，收於 1194.2 點。HNXIndex 上漲 1.44%，收於 225.47 點。Upcom-Index 上漲 1.14%。三大市場的交易價值繼續下降，達 17 兆 8,820 億越南盾。

藍籌股當天的強勁上漲，幫助 VN30Index 的漲勢比主要指數活躍，上漲 1.13%。市場的關注點是金融股，包括銀行和證券的股票，例如 SSI (+4.5%)，STB (+5.1%)，HDB (+4.1%)，TCB (+3.1%)，VND (+3.4%)，VCI (+3%)。相反，NVL (-3.6%) 出現強勁修正，報 72,500 盾/股。

中型股出現了非常積極的走勢，例如 PVD (+6.8%)，PVT (+7%)，KBC (+3.1%)，HAG (+5.3%)，FLC (+5.1%) 等。

外資在市場上有突變的賣超，價值為 2 兆 1,290 億越南盾，其中主要來自 MSN (1 兆 7,020 億越南盾)；此外，HPG (1,650 億越南盾)，CTG (870 億越南盾) 也被強勁拋售。在買超方面，FUEVFNND (440 億)，NVL (370 億) 和 SSI (370 億) 位居榜首。

市場短期觀點

我們認為市場在本週的前幾個交易日中可能會在 VNIndex 的 1200 點附近波動。同時，現金流仍顯示出輕微的分化跡象，主要集中在大型股和小型股，而中型股的短期風險不大。此外，短期情緒仍處於樂觀區域，我們發現市場的上漲勢頭仍很強勁，這表明市場可能只會出現小幅的回調，但不會顯著影響當期的上漲趨勢。

總觀市場的短期趨勢仍然為上漲。因此，我們建議短期投資者繼續在投資組合中持有較高的股票比例，新的投資應僅以較低比例進行，或者在 VNIndex 突破 1200 點時增加比例。

根據周線圖，市場的中期趨勢仍然為上漲。但是，VN-Index 的價格圖表正面臨 1,200 點的強大阻力位，因此市場在未來幾週內仍可能出現回調。因此，我們建議中期投資者可以繼續在投資組合中持有較高比例的股票。

請在 <https://ysradar.yuanta.com.vn/> 查看有關股票的信號。



We Create Fortune

技術分析圖



指數技術分析圖 VN-Index



指數技術分析圖 HNX-Index

指數	短期趨勢	中期趨勢	阻力區 1	阻力區 2	支撐區 1	支撐區 2
VN-Index	上漲	上漲	1200	1250	1136	1077
HNX-Index	上漲	上漲	248	295	213	202
VN30	上漲	上漲	1070	1130	1021	960
VNMidcaps	上漲	上漲	992	1,030	969	963
VNSmallcaps	上漲	上漲	835	845	822	804



We Create Fortune

胡志明市交易所 (HSX)

	收盤	漲跌%
VNI	1194.2	0.57%
VN30	1182.2	1.13%
VN Mid	1392.58	1.08%
VN Small	1190.99	1.22%

河內交易所 (HSX)

	收盤	漲跌%
HNI	225.47	1.44%
HN30	375.99	3.38%
VNX AllSh	1136.36	1.12%

UPCOM 市場 (UPCoM)

	收盤	漲跌%
UPCoM	78.64	1.14%

外資交易	成交值(十億盾)
買進	1120.93
賣出	3228.76
買超/賣超	-2107.83

外資交易	成交值(十億盾)
買進	40.90
賣出	16.76
買超/賣超	24.14

外資交易	成交值(十億盾)
買進	33.44
賣出	78.85
買超/賣超	-45.42

上漲排名/股碼	漲跌 (VND)	漲跌%
PVT	1050	6.98%
VIX	1750	6.97%
HAX	1450	6.94%
TCM	4200	6.90%
DHC	4400	6.88%

上漲排名/股碼	漲跌 (VND)	漲跌%
NVB	1200	10.00%
IDC	4000	9.30%
SLS	6900	8.73%
HUT	400	8.70%
TNG	1200	6.59%

上漲排名/股碼	漲跌 (VND)	漲跌%
PVX	299	14.95%
SBS	359	6.30%
G36	822	4.92%
ORS	707	4.91%
CTR	3899	4.67%

下跌排名/股碼	漲跌 (VND)	漲跌%
TTA	-1400	-6.78%
HRC	-4100	-6.12%
DXG	-850	-4.66%
NVL	-2700	-3.59%
YEG	-1500	-3.24%

下跌排名/股碼	漲跌 (VND)	漲跌%
VGS	-200	-1.43%
MBG	-100	-1.19%
TIG	-100	-1.11%
VNR	-200	-0.75%
IDJ	-100	-0.61%

下跌排名/股碼	漲跌 (VND)	漲跌%
HVG	-85	-2.24%
ADG	-1147	-1.73%
SWC	-281	-1.48%
PXL	-166	-1.36%
VCR	-318	-1.25%

*備註：市值>5,000 億盾；成交值>15 億盾

市值排名/股碼	十億盾
VCB	385,352
VIC	373,420
VHM	327,636
VNM	236,339
BID	196,476

市值排名/股碼	十億盾
THD	43,680
SHB	33,527
VCS	13,968
IDC	12,900
PVS	9,942

市值排名/股碼	十億盾
ACV	177,874
MCH	70,349
VEA	64,379
BSR	38,393
MSR	26,839

交易量排名/股碼	成交值	30 日均
STB	51,742,600	29,050,990
DXG	33,157,400	9,912,433
FLC	24,099,200	16,576,037
MSN	21,803,233	1,614,481
MBB	21,422,700	20,106,798

交易量排名/股碼	成交值	30 日均
SHB	65,748,835	20,055,247
HUT	16,756,023	11,697,115
PVS	13,956,140	11,154,382
KLF	9,545,445	6,839,959
IDC	6,438,361	2,803,640

交易量排名/股碼	成交值	30 日均
PVX	8,982,843	1,525,148
BSR	8,100,271	9,581,861
AVF	4,886,108	758,909
HVG	3,973,362	583,594
ABB	3,913,332	1,802,560

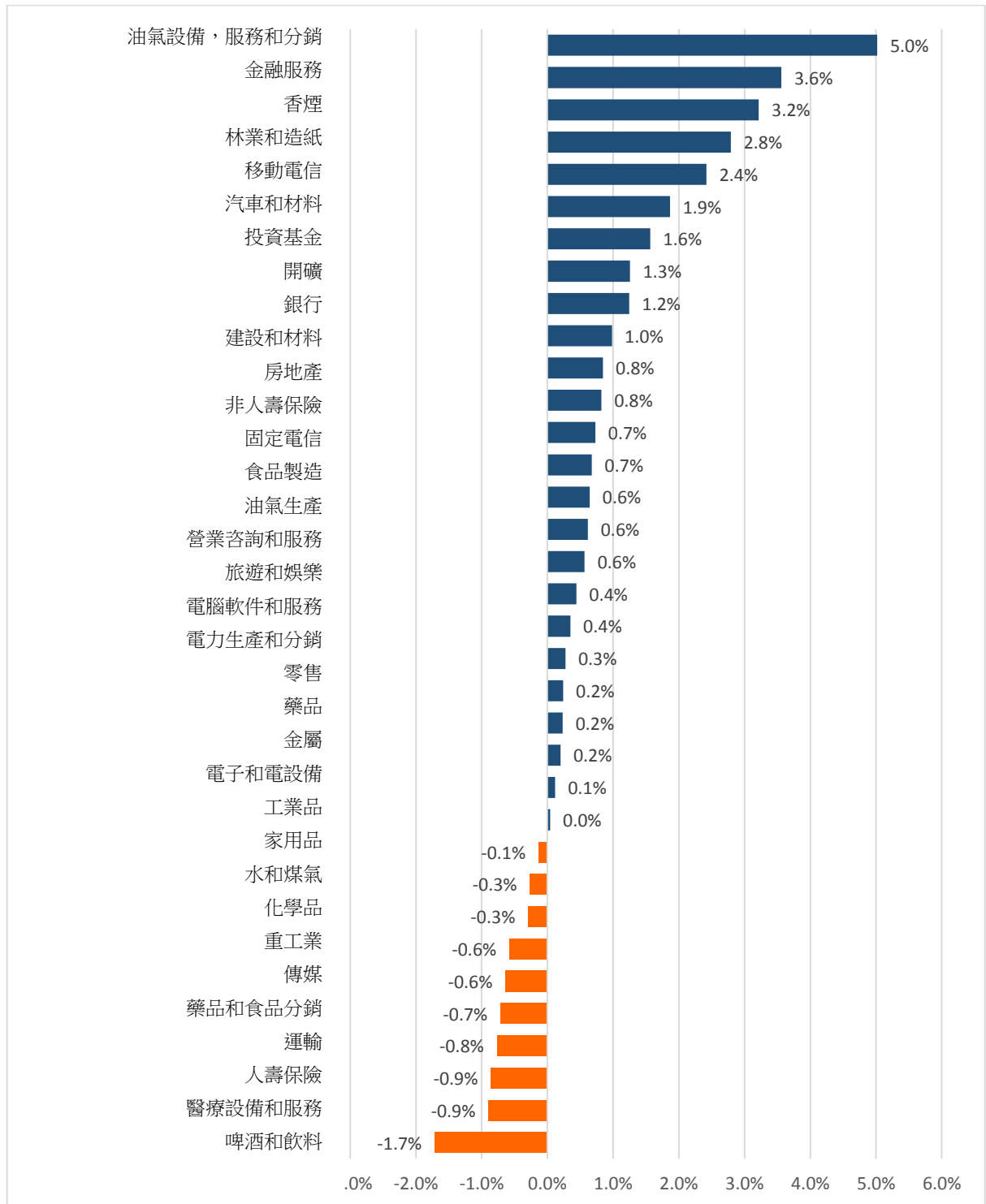
資料源: Bloomberg & Yuanta Research

資料源: Bloomberg & Yuanta Research

資料源: Bloomberg & Yuanta Research

We Create Fortune

各行業板塊的交易走勢



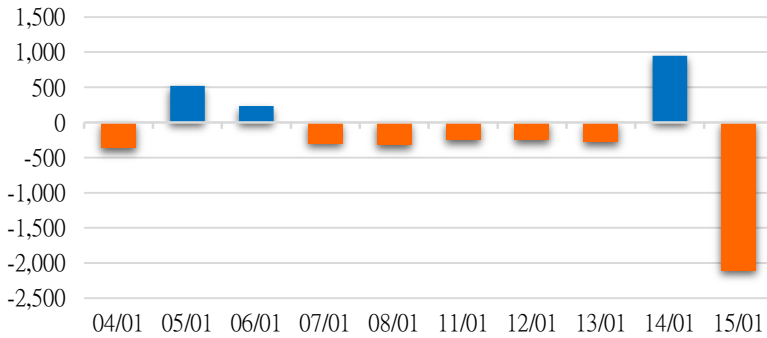
資料源: FiinPro - YSVN



We Create Fortune

外資買進賣統計

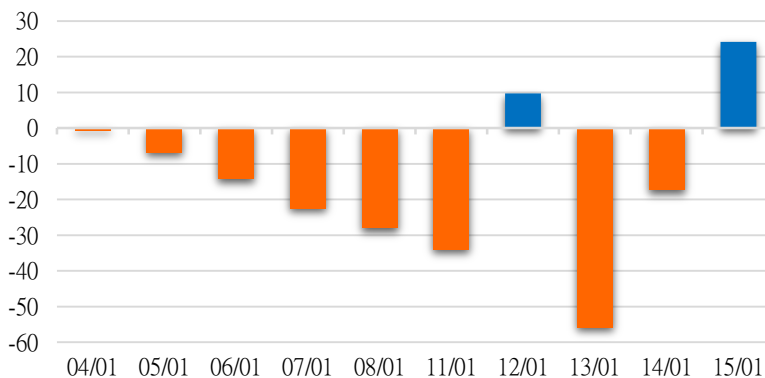
HSX 外資每日買/賣超



證券代碼	買超金額 (百萬盾)	證券代碼	賣超金額 (百萬盾)
FUEVFNVD	43,932	MSN	1,702,118
NVL	37,236	HPG	164,635
SSI	37,183	CTG	86,780
STB	32,146	GAS	77,410
SBT	25,792	VND	52,026

HSX 外資買/賣超的前 5 名

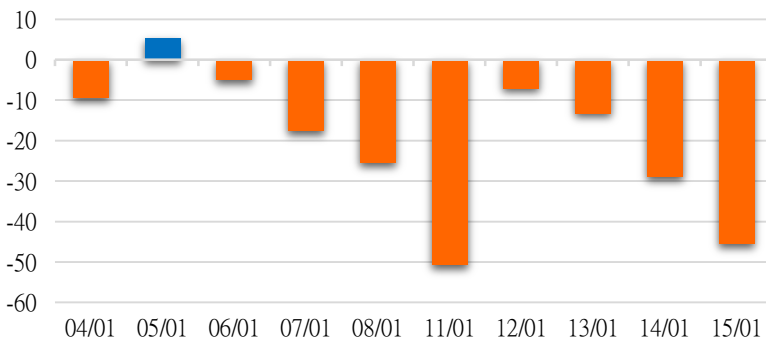
HNX 外資每日買/賣超



證券代碼	買超金額 (百萬盾)	證券代碼	賣超金額 (百萬盾)
SHS	23,271	APS	4,105
NVB	8,225	BVS	1,896
DP3	1,022	AMV	1,809
THD	984	PVC	1,036
HUT	700	IDJ	887

HNX 外資買/賣超的前 5 名

UPCOM 外資每日買/賣超



證券代碼	買超金額 (百萬盾)	證券代碼	賣超金額 (百萬盾)
QNS	3,215	ACV	19,859
MCH	1,516	MSR	15,762
FOC	462	BVB	1,684
SIP	390	VEA	1,393
PVX	362	NS3	368

UPCOM 外資買/賣超的前 5 名

源: FiinPro - YSVN

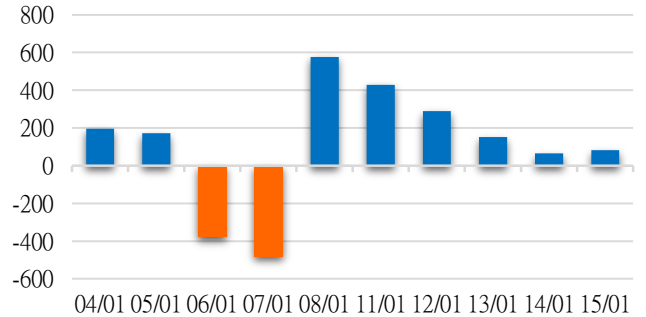
We Create **Fortune**

自營進出統計

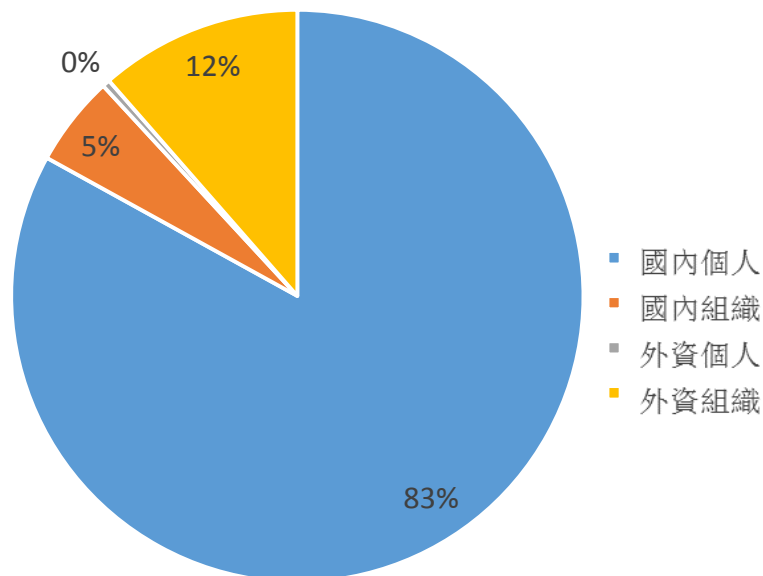
證券代碼	買超金額 (百萬盾)	證券代碼	賣超金額 (百萬盾)
VPB	29,539	FUEVFNVD	45,577
MBB	26,631	HPG	22,926
FPT	20,810	IJC	12,731
PNJ	18,837	SBT	7,055
KDH	15,664	STB	5,115

券商自營交易最大前名

券商自營交易每日買/賣超 (bil.VND)



越南證券市場投資人類別統計

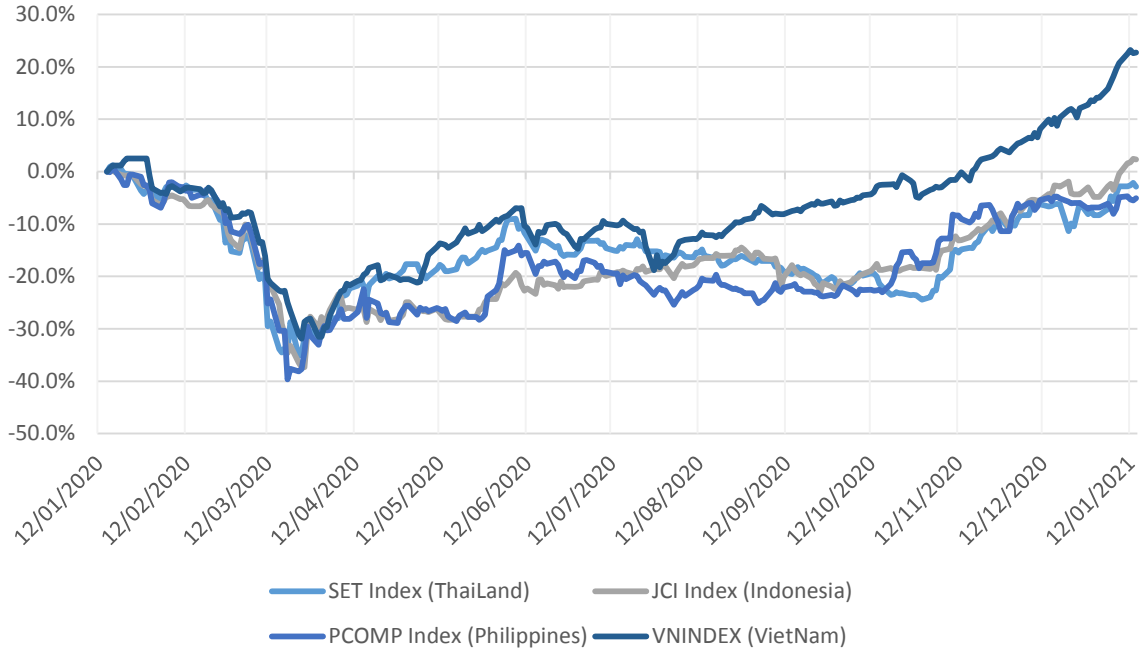


資料源: FinPro - YSVN



We Create Fortune

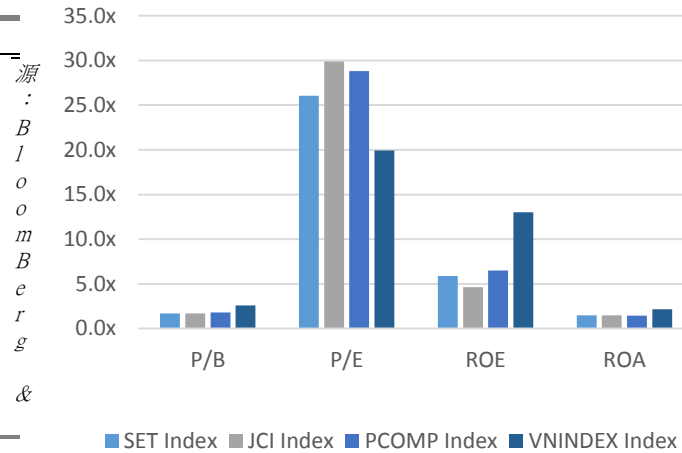
東南亞主要市場走勢比較



東南亞主要市場數據

		Thailand	Indonesia	Philippines	Vietnam
P/B		1.7x	1.7x	1.8x	2.6x
P/E		26.1x	29.9x	28.8x	19.9x
ROE	%	5.88	4.63	6.50	13.00
ROA	%	1.47	1.47	1.46	2.16
Vốn hóa	Tỷ USD	566.42	529.66	191.57	190.55
GTGD	Triệu USD	2.85	1.81	0.10	0.66
LS cổ tức	%	2.61	2.20	1.53	1.37

YSVN





We Create **Fortune**

元大證券（越南）公司

個人客戶分析部

Nguyễn Th ệ Minh

研究分析經理

+84 28 3622 6868 ext 3826

minh.nguyen@yuanta.com.vn

Lý Thị Hi ền

研究分析主管

+84 28 3622 6868 ext 3908

hien.ly@yuanta.com.vn

Quách Đức Khánh

高級分析專員

+84 28 3622 6868 ext 3833

khanh.quach@yuanta.com.vn

Phạm Tấn Phát

高級分析專員

+84 28 3622 6868 ext 3880

phat.pham@yuanta.com.vn

Nguyễn Trịnh Ngọc Hồng

分析專員

+84 28 3622 6868 ext 3832

hong.nguyen@yuanta.com.vn

個人客戶業務部

Nguyễn Thanh Tùng

總公司業務經理

+84 28 3622 6868 ext 3609

tung.nguyen@yuanta.com.vn

Nguyễn Việt Quang

河內分行經理

+84 28 3622 6868 ext 3404

quang.nguyen@yuanta.com.vn

Võ Thị Thu Thủy

平陽分行經理

+84 28 3622 6868 ext 3505

thuy.vo@yuanta.com.vn

Nguyễn Mạnh Hoạt

堤岸分行經理

+84 28 3622 6868 ext 3847

hoat.nguyen@yuanta.com.vn

Bùi Quốc Phong

同奈分行經理

+84 28 3622 6868

phong.bui@yuanta.com.vn

Chung Kim Hoa

華人客戶部經理

+84 28 3622 6868 ext 3828

hoa.chung@yuanta.com.vn

Đinh Thị Thu Cúc

頭頓分行經理

+84 28 3622 6868 ext 3203

cuc.dinh@yuanta.com.vn

Võ Đình Tuấn

峴港分行經理

+84 28 3622 6868 ext 3301

tuan.vo@yuanta.com.vn

Nguyễn Đức Hoàn

河內南部營業中心經理

+84 28 3622 6868 ext 3409

hoan.nguyen@yuanta.com.vn



We Create **Fortune**

Appendix A: Important Disclosures

Analyst Certification

Each research analyst primarily responsible for the content of this research report, in whole or in part, certifies that with respect to each security or issuer that the analyst covered in this report: (1) all of the views expressed accurately reflect his or her personal views about those securities or issuers; and (2) no part of his or her compensation was, is, or will be, directly or indirectly, related to the specific recommendations or views expressed by that research analyst in the research report.

Ratings Definitions

BUY: We have a positive outlook on the stock based on our expected absolute or relative return over the investment period. Our thesis is based on our analysis of the company's outlook, financial performance, catalysts, valuation and risk profile. We recommend investors add to their position.

HOLD-Outperform: In our view, the stock's fundamentals are relatively more attractive than peers at the current price. Our thesis is based on our analysis of the company's outlook, financial performance, catalysts, valuation and risk profile.

HOLD-Underperform: In our view, the stock's fundamentals are relatively less attractive than peers at the current price. Our thesis is based on our analysis of the company's outlook, financial performance, catalysts, valuation and risk profile.

SELL: We have a negative outlook on the stock based on our expected absolute or relative return over the investment period. Our thesis is based on our analysis of the company's outlook, financial performance, catalysts, valuation and risk profile. We recommend investors reduce their position.

Under Review: We actively follow the company, although our estimates, rating and target price are under review.

Restricted: The rating and target price have been suspended temporarily to comply with applicable regulations and/or Yuanta policies.

Note: Yuanta research coverage with a Target Price is based on an investment period of 12 months. Greater China Discovery Series coverage does not have a formal 12 month Target Price and the recommendation is based on an investment period specified by the analyst in the report.

Global Disclaimer

© 2018 Yuanta. All rights reserved. The information in this report has been compiled from sources we believe to be reliable, but we do not hold ourselves responsible for its completeness or accuracy. It is not an offer to sell or solicitation of an offer to buy any securities. All opinions and estimates included in this report constitute our judgment as of this date and are subject to change without notice.

This report provides general information only. Neither the information nor any opinion expressed herein constitutes an offer or invitation to make an offer to buy or sell securities or other investments. This material is prepared for general circulation to clients and is not intended to provide tailored investment advice and does not take into account the individual financial situation and objectives of any specific person who may receive this report. Investors should seek financial advice regarding the appropriateness of investing in any securities, investments or investment strategies discussed or recommended in this report. The information contained in this report has been compiled from sources believed to be reliable but no representation or warranty, express or implied, is made as to its accuracy, completeness or correctness. This report is not (and should not be construed as) a solicitation to act as securities broker or dealer in any jurisdiction by any person or company that is not legally permitted to carry on such business in that jurisdiction.

Yuanta research is distributed in the United States only to Major U.S. Institutional Investors (as defined in Rule 15a-6 under the Securities Exchange Act of 1934, as amended and SEC staff interpretations thereof). All transactions by a US person in the securities mentioned in this report must be effected through a registered broker-dealer under Section 15 of the Securities Exchange Act of 1934, as amended. Yuanta research is distributed in Taiwan by Yuanta Securities Investment Consulting. Yuanta research is distributed in Hong Kong by Yuanta Securities (Hong Kong) Co. Limited, which is licensed in Hong Kong by the Securities and Futures Commission for regulated activities, including Type 4 regulated activity (advising on securities). In Hong Kong, this research report may not be redistributed, retransmitted or disclosed, in whole or in part or any form or manner, without the express written