

## 當日市場：大規模拋售壓力

2021/01/19

### 市場走勢

市場指數	VNI	HNI	UPCOM
收盤	1,131.00	224.02	76.15
%日	-5.11%	-2.81%	-3.06%
%週	-5.14%	0.92%	-2.23%
%月	5.95%	26.55%	7.33%
%年	15.53%	115.65%	37.43%

### 成交值(十億盾)

當日	20,120	3,957	1,494
日均量/週	18,056	2,871	1,097
日均量/月	15,751	2,208	976

### 外資進出

買進	2,501.15	93.09	67.88
賣出	2,383.53	77.22	55.50
買賣超	117.62	15.87	12.39

### 市場漲跌家數

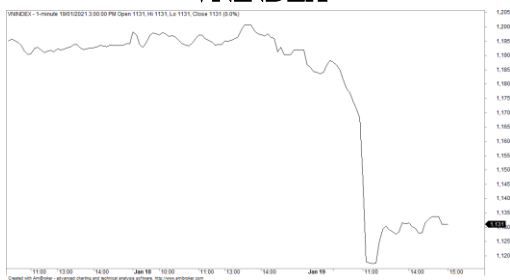
上漲	21	26	40
下跌	183	100	126
持平	25	67	406

### 市場指標

P/E	19.21	16.65	28.81
總市值 (兆盾)	4,433	275	1,098
股息殖利率	2.32%	3.57%	3.68%

資料源: Bloomberg - YSVN

### VNINDEX



### HNIINDEX



## 市場走勢

VN-Index 當天在試圖突破 1,200 點時，已觸發了市場的賣壓。VNI-Index 下跌 5.11%，收於 1131，也是自 2020 年 4 月初以來的最大跌幅。同時，HNX-Index 下跌 2.81%，收於 224.02 點。Upcom-Index 下跌 3.06%。拋售壓力導致市場的交易價值增至 22 兆 8,890 億越南盾。

隨著賣力出現了大規模，VN30-Index 上 8 檔股票跌停：BID，CTG，HDB，MBB，SSI，STB，TCH，VPB。VRE (-0.1%)，VJC (-3.1%) 是 VN30-Index 中僅有保持跌幅低於市場的 2 檔股票。

當天很少有股票能逆市而行，包括 FIT (+2.1%)，VRC (+5.3%)，TCM (+2.7%)。

外資買超 1,460 億越南盾，其中 SHS (360 億越南盾)，LPB (330 億越南盾) 和 HCM (220 億越南盾) 位居榜首。在賣超方面，HPG (820 億)，VND (250 億) 和 HDB (250 億) 最多。

## 市場短期觀點

我們認為市場將繼續跌勢，並在下一個交易日很快恢復平衡，VN-Index 在接下來的 1-2 個交易日中可能會在 1,135 點附近波動。同時，市場顯示出進入積累階段和盤整階段的跡象，表明市場可能出現復甦的階段。此外，短期情緒暴跌，但仍處於樂觀區域，這表明短期情緒變得更加謹慎。

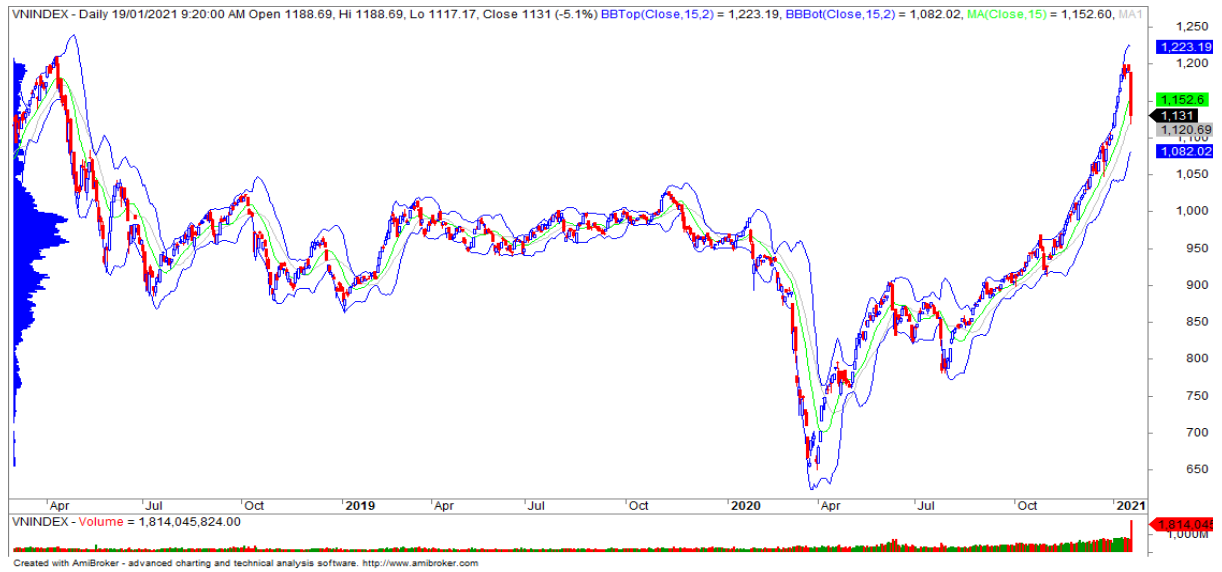
總觀市場的短期趨勢從上漲轉為下跌。因此，我們建議短期投資者重組投資組合，以降低股票比例和限制新買進。

請在 <https://ysradar.yuanta.com.vn/> 查看有關股票的信號。



We Create Fortune

## 技術分析圖



指數技術分析圖 VN-Index



指數技術分析圖 HNX-Index

指數	短期趨勢	中期趨勢	阻力區 1	阻力區 2	支撐區 1	支撐區 2
VN-Index	上漲	上漲	1200	1250	1136	1077
HNX-Index	上漲	上漲	222	248	180	169
VN30	上漲	上漲	1070	1130	1021	960
VNMidcaps	上漲	上漲	992	1,030	969	963
VNSmallcaps	上漲	上漲	835	845	822	804



We Create Fortune

胡志明市交易所 (HSX)

	收盤	漲跌%
VNI	1131	-5.11%
VN30	1107.32	-5.63%
VN Mid	1345.25	-4.38%
VN Small	1143.1	-4.62%

河內交易所 (HSX)

	收盤	漲跌%
HNI	224.02	-2.81%
HN30	354.39	-6.24%
VNX AllSh	1072.63	-5.28%

UPCOM 市場 (UPCoM)

	收盤	漲跌%
UPCoM	76.15	-3.06%

外資交易	成交值 (十億盾)
買進	2501.15
賣出	2383.53
買超/賣超	117.62

外資交易	成交值 (十億盾)
買進	93.09
賣出	77.22
買超/賣超	15.87

外資交易	成交值 (十億盾)
買進	67.88
賣出	55.50
買超/賣超	12.39

上漲排名/ 股碼	漲跌 (VND)	漲跌%
GMC	1750	6.82%
VRC	550	5.26%
SGT	550	5.02%
TVB	550	3.81%
HII	600	2.93%

上漲排名/ 股碼	漲跌 (VND)	漲跌%
API	1700	9.55%
PSD	1700	9.19%
THD	7500	5.45%
EVS	200	1.90%
ART	100	1.72%

上漲排名/ 股碼	漲跌 (VND)	漲跌%
VOC	1613	6.48%
SBS	423	6.41%
HND	751	3.70%
SEA	502	1.88%
VLC	283	0.68%

下跌排名/ 股碼	漲跌 (VND)	漲跌%
IJC	-1950	-6.99%
BID	-3400	-6.99%
D2D	-4500	-6.99%
FRT	-2400	-6.99%
TNH	-2200	-6.98%

下跌排名/ 股碼	漲跌 (VND)	漲跌%
IDC	-4700	-9.96%
PVI	-3600	-9.92%
BVS	-2400	-9.80%
NVB	-1400	-9.66%
PVS	-2000	-9.57%

下跌排名/ 股碼	漲跌 (VND)	漲跌%
BVB	-1468	-9.53%
MSR	-2148	-8.73%
BSR	-943	-7.67%
ORS	-1165	-7.66%
OIL	-948	-7.35%

\*備註：市值>5,000 億盾；成交值>15 億盾

市值排名/ 股碼	十億盾
BID	181,996
GAS	162,686
HPG	137,833
SAB	123,767
MBB	68,290

市值排名/ 股碼	十億盾
THD	50,750
SHB	29,665
IDC	12,750
PVS	9,034
PVI	7,309

市值排名/ 股碼	十億盾
ACV	167,314
MCH	66,807
VEA	61,834
BSR	35,212
MSR	24,678

交易量排 名/股碼	成交值	30 日均
STB	45,098,700	31,965,039
HPG	28,918,740	19,297,799
MBB	23,955,900	20,221,314
SSI	21,996,880	13,276,416
HAG	17,961,600	17,877,355

交易量排 名/股碼	成交值	30 日均
SHB	67,245,193	24,368,020
ART	18,865,791	6,474,183
PVS	17,011,886	11,810,604
KLF	16,898,001	8,099,783
SHS	11,339,571	6,046,369

交易量排 名/股碼	成交值	30 日均
BSR	16,635,014	10,343,314
KSH	6,277,060	2,440,638
AAS	5,359,569	3,545,365
SBS	5,143,890	3,712,156
MSR	3,245,707	2,045,457

資料源: Bloomberg & Yuanta Research

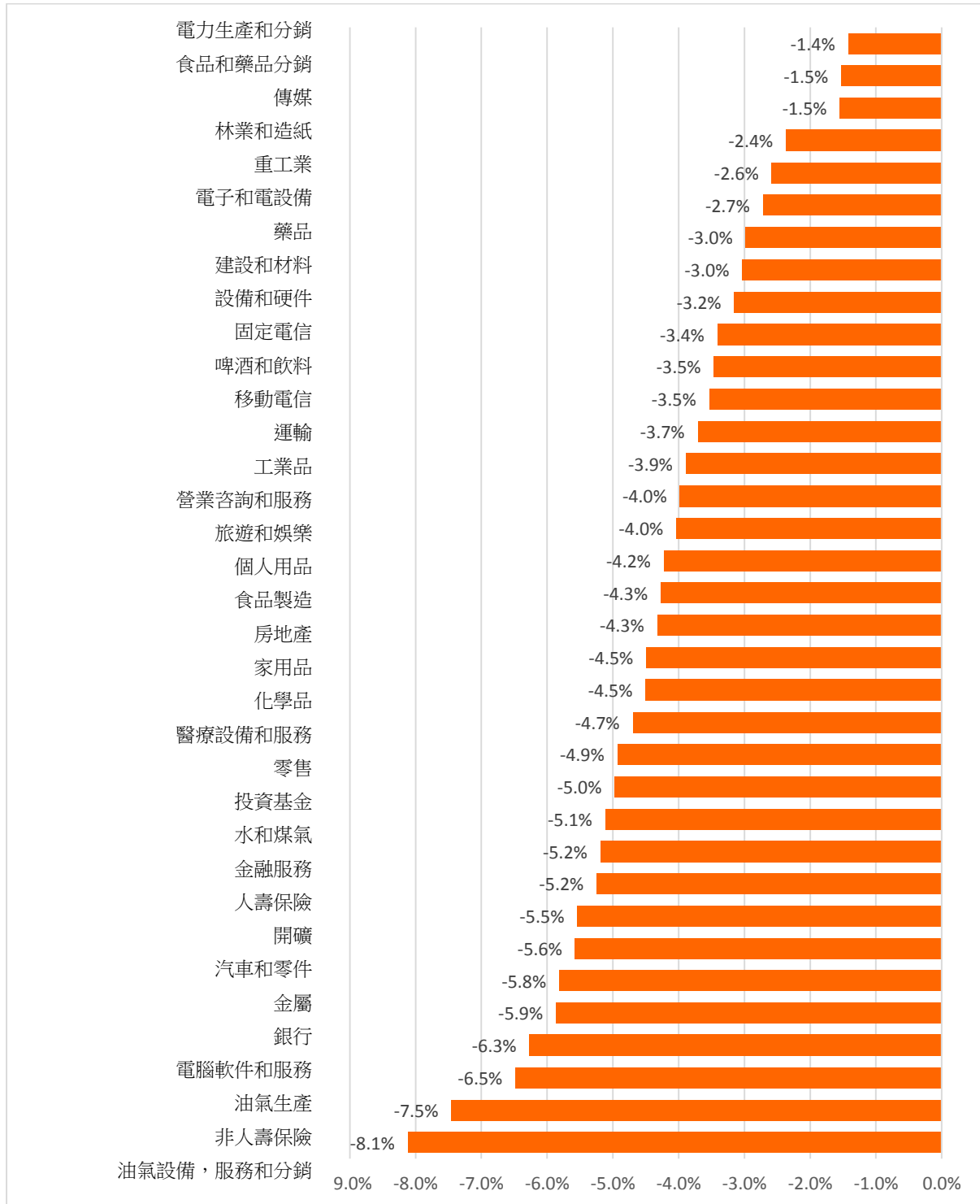
資料源: Bloomberg & Yuanta Research

資料源: Bloomberg & Yuanta Research



We Create Fortune

### 各行業板塊的交易走勢



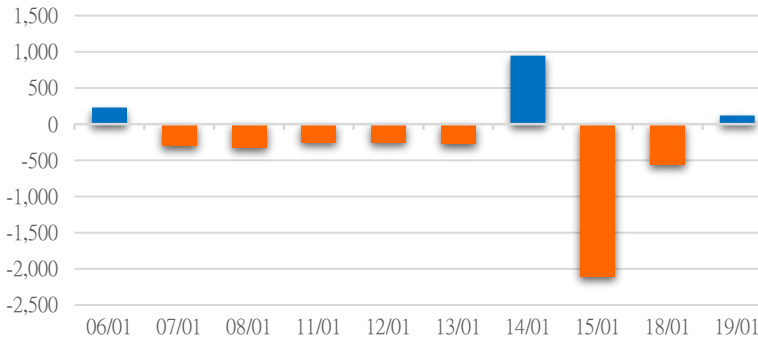
資料源: FiinPro - YSVN



We Create Fortune

## 外資買進賣統計

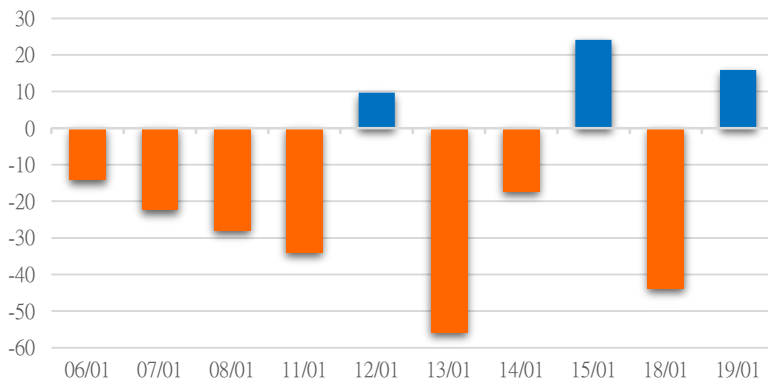
HSX 外資每日買/賣超



證券代碼	買超金額 (百萬盾)	證券代碼	賣超金額 (百萬盾)
LPB	33,077	HPG	82,382
HCM	21,709	VND	25,323
NLG	16,002	HDB	24,973
SBT	12,742	BID	19,206
VCI	11,559	AGG	14,450

HSX 外資買/賣超的前 5 名

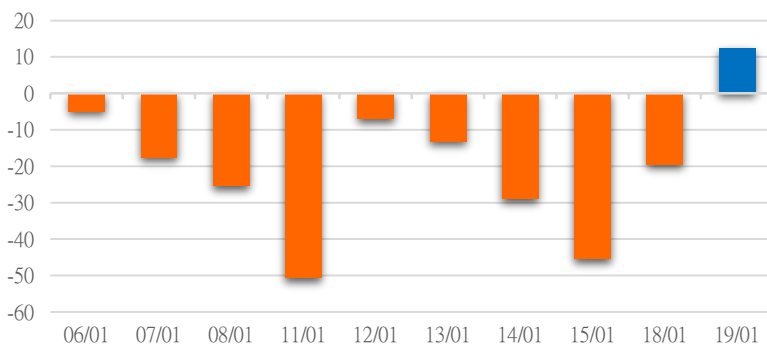
HNX 外資每日買/賣超



證券代碼	買超金額 (百萬盾)	證券代碼	賣超金額 (百萬盾)
SHS	35,687	SHB	18,847
NVB	9,420	PVS	6,931
SZB	2,047	BVS	3,614
IDV	1,809	APS	1,181
PLC	1,119	IDC	1,090

HNX 外資買/賣超的前 5 名

UPCOM 外資每日買/賣超



證券代碼	買超金額 (百萬盾)	證券代碼	賣超金額 (百萬盾)
VEA	5,433	VTP	1,741
MML	4,416	MSR	1,287
ACV	1,803	KHD	532
MCH	1,345	OIL	287
FOC	952	CNC	279

UPCOM 外資買/賣超的前 5 名

源: FiinPro - YSVN

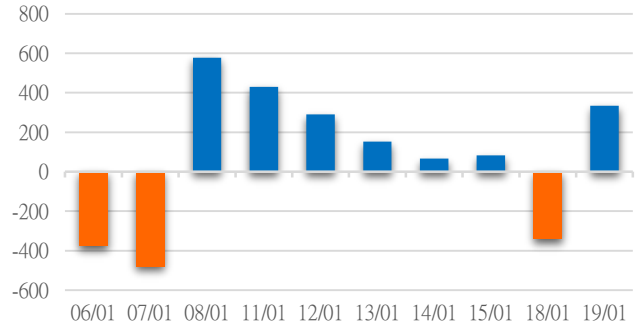
We Create **Fortune**

## 自營進出統計

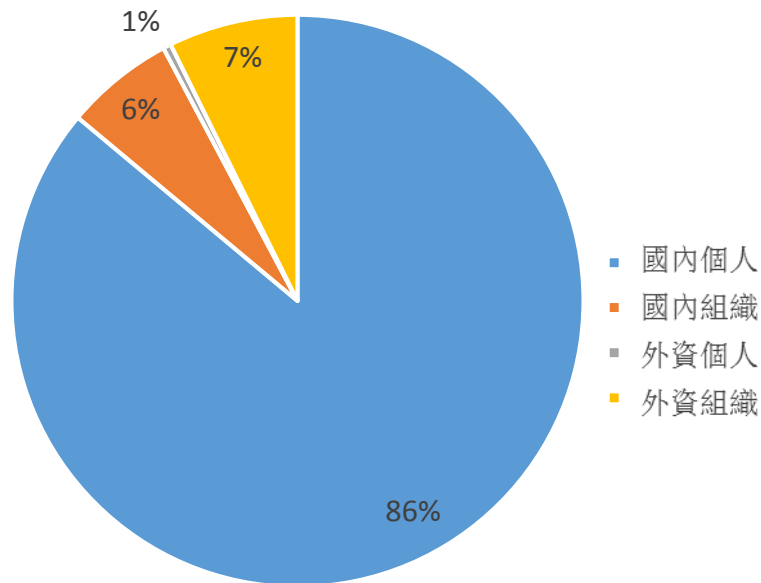
證券代碼	買超金額 (百萬盾)	證券代碼	賣超金額 (百萬盾)
HPG	77,586	FUEVFN30	11,862
FPT	42,662	DIG	6,593
MWG	38,857	E1VFN30	2,690
CTG	9,352	HNG	2,219
MSN	8,797	HDB	1,453

券商自營交易最大前名

券商自營交易每日買/賣超 (bil.VND)



## 越南證券市場投資人類別統計

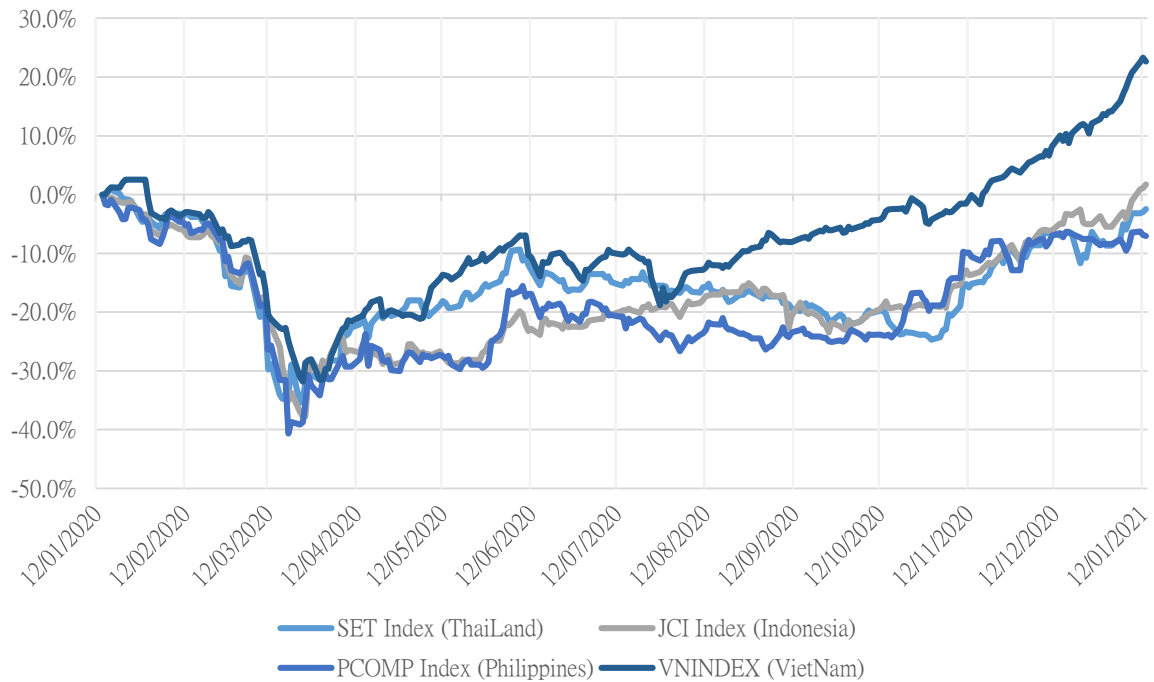


資料源: FinPro - YSVN



We Create Fortune

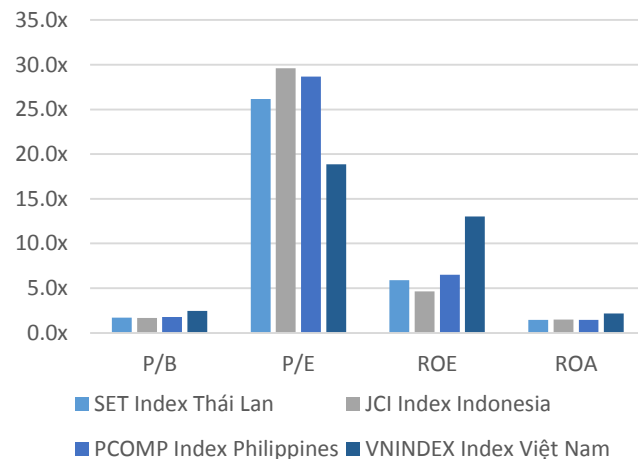
東南亞主要市場走勢比較



東南亞主要市場數據

		Thailand	Indonesia	Philippines	Vietnam
P/B		1.7x	1.7x	1.8x	2.4x
P/E		26.2x	29.6x	28.7x	18.9x
ROE	%	5.88	4.64	6.50	13.01
ROA	%	1.47	1.47	1.46	2.16
Vốn hóa	Tỷ USD	556.97	524.59	189.91	191.35
GTGD	Triệu USD	2.15	1.60	0.06	0.69
LS cổ tức	%	2.60	2.22	1.54	1.45

源：Bloomberg & YSVN





We Create **Fortune**

## 元大證券（越南）公司

### 個人客戶分析部

**Nguyễn Th ê Minh**

研究分析經理

+84 28 3622 6868 ext 3826  
minh.nguyen@yuanta.com.vn

**Lý Thị Hi ề n**

研究分析主管

+84 28 3622 6868 ext 3908  
hien.ly@yuanta.com.vn

**Quách Đức Khánh**

高級分析專員

+84 28 3622 6868 ext 3833  
khanh.quach@yuanta.com.vn

**Nguyễn Trịnh Ngọc Hồng**

高級分析專員

+84 28 3622 6868 ext 3832  
hong.nguyen@yuanta.com.vn

**Phạm Tấn Phát**

高級分析專員

+84 28 3622 6868 ext 3880  
phat.pham@yuanta.com.vn

### 個人客戶業務部

**Nguyễn Thanh Tùng**

總公司業務經理

+84 28 3622 6868 ext 3609  
tung.nguyen@yuanta.com.vn

**Phạm Đắc Thành**

北部區域經理

+84 28 3622 6868 ext 3416  
thanh.pham@yuanta.com.vn

**Nguyễn Mạnh Hoạt**

南部區域經理(胡志明市區域)

+84 28 3622 6868 ext 3847  
hoat.nguyen@yuanta.com.vn

**Lương Kỳ Ty**

堤岸分行經理

+84 28 3622 6868 ext 3653  
ty.luong@yuanta.com.vn

**Bùi Quốc Phong**

同奈分行經理

+84 28 3622 6868 ext 3701  
phong.bui@yuanta.com.vn

**Võ Thị Thu Thủy**

平陽分行經理

+84 28 3622 6868 ext 3505  
thuy.vo@yuanta.com.vn

**Nguyễn Việt Quang**

河內分行經理

+84 28 3622 6868 ext 3404  
quang.nguyen@yuanta.com.vn

**Võ Đình Tuấn**

峴港分行經理

+84 28 3622 6868 ext 3301  
tuan.vo@yuanta.com.vn

**Đinh Thị Thu Cúc**

頭頓分行經理

+84 28 3622 6868 ext 3203  
cuc.dinh@yuanta.com.vn





We Create **Fortune**

## Appendix A: Important Disclosures

### Analyst Certification

Each research analyst primarily responsible for the content of this research report, in whole or in part, certifies that with respect to each security or issuer that the analyst covered in this report: (1) all of the views expressed accurately reflect his or her personal views about those securities or issuers; and (2) no part of his or her compensation was, is, or will be, directly or indirectly, related to the specific recommendations or views expressed by that research analyst in the research report.

### Ratings Definitions

**BUY:** We have a positive outlook on the stock based on our expected absolute or relative return over the investment period. Our thesis is based on our analysis of the company's outlook, financial performance, catalysts, valuation and risk profile. We recommend investors add to their position.

**HOLD-Outperform:** In our view, the stock's fundamentals are relatively more attractive than peers at the current price. Our thesis is based on our analysis of the company's outlook, financial performance, catalysts, valuation and risk profile.

**HOLD-Underperform:** In our view, the stock's fundamentals are relatively less attractive than peers at the current price. Our thesis is based on our analysis of the company's outlook, financial performance, catalysts, valuation and risk profile.

**SELL:** We have a negative outlook on the stock based on our expected absolute or relative return over the investment period. Our thesis is based on our analysis of the company's outlook, financial performance, catalysts, valuation and risk profile. We recommend investors reduce their position.

**Under Review:** We actively follow the company, although our estimates, rating and target price are under review.

**Restricted:** The rating and target price have been suspended temporarily to comply with applicable regulations and/or Yuanta policies.

Note: Yuanta research coverage with a Target Price is based on an investment period of 12 months. Greater China Discovery Series coverage does not have a formal 12 month Target Price and the recommendation is based on an investment period specified by the analyst in the report.

### Global Disclaimer

© 2018 Yuanta. All rights reserved. The information in this report has been compiled from sources we believe to be reliable, but we do not hold ourselves responsible for its completeness or accuracy. It is not an offer to sell or solicitation of an offer to buy any securities. All opinions and estimates included in this report constitute our judgment as of this date and are subject to change without notice.

This report provides general information only. Neither the information nor any opinion expressed herein constitutes an offer or invitation to make an offer to buy or sell securities or other investments. This material is prepared for general circulation to clients and is not intended to provide tailored investment advice and does not take into account the individual financial situation and objectives of any specific person who may receive this report. Investors should seek financial advice regarding the appropriateness of investing in any securities, investments or investment strategies discussed or recommended in this report. The information contained in this report has been compiled from sources believed to be reliable but no representation or warranty, express or implied, is made as to its accuracy, completeness or correctness. This report is not (and should not be construed as) a solicitation to act as securities broker or dealer in any jurisdiction by any person or company that is not legally permitted to carry on such business in that jurisdiction.

Yuanta research is distributed in the United States only to Major U.S. Institutional Investors (as defined in Rule 15a-6 under the Securities Exchange Act of 1934, as amended and SEC staff interpretations thereof). All transactions by a US person in the securities mentioned in this report must be effected through a registered broker-dealer under Section 15 of the Securities Exchange Act of 1934, as amended. Yuanta research is distributed in Taiwan by Yuanta Securities Investment Consulting. Yuanta research is distributed in Hong Kong by Yuanta Securities (Hong Kong) Co. Limited, which is licensed in Hong Kong by the Securities and Futures Commission for regulated activities, including Type 4 regulated activity (advising on securities). In Hong Kong, this research report may not be redistributed, retransmitted or disclosed, in whole or in part or any form or manner, without the express written